



US00D335053S

# United States Patent [19]

[11] Patent Number: **Des. 335,053**

Morin

[45] Date of Patent: **\*\* Apr. 27, 1993**

[54] TABLE

[56] References Cited

[75] Inventor: **Andre Morin, Pointe-Claire, Canada**

### U.S. PATENT DOCUMENTS

[73] Assignee: **Andre Morin Designers Inc., Pointe Claire, Canada**

- D. 147,613 10/1947 Eames ..... D6/485
- D. 275,249 8/1984 Deconinck ..... D6/483 X
- D. 285,872 9/1986 Massonnet ..... D6/489 X
- D. 312,736 12/1990 Grosfillex ..... D6/484 X
- D. 317,839 7/1991 Pino ..... D6/349 X

[\*\*] Term: **14 Years**

*Primary Examiner*—Nelson C. Holtje  
*Assistant Examiner*—J. E. Seeger  
*Attorney, Agent, or Firm*—Jean H. Dubuc

[21] Appl. No.: **702,693**

### [57] CLAIM

The ornamental design for a table, as shown and described.


[22] Filed: **May 20, 1991**

### DESCRIPTION

### [30] Foreign Application Priority Data

- Apr. 17, 1991 [CA] Canada ..... 17-04-91-4
- [52] U.S. Cl. .... **D6/484; D6/349**
- [58] Field of Search ..... **D6/480-489, D6/495-499, 349, 352; 108/152, 161**

FIG. 1 is a top perspective view of a table, showing my new design;  
FIG. 2 is a front elevational view thereof;  
FIG. 3 is a top plan view thereof; and,  
FIG. 4 is a side elevational view thereof as seen from the left or right of FIG. 2.






FIG. 1




FIG. 2

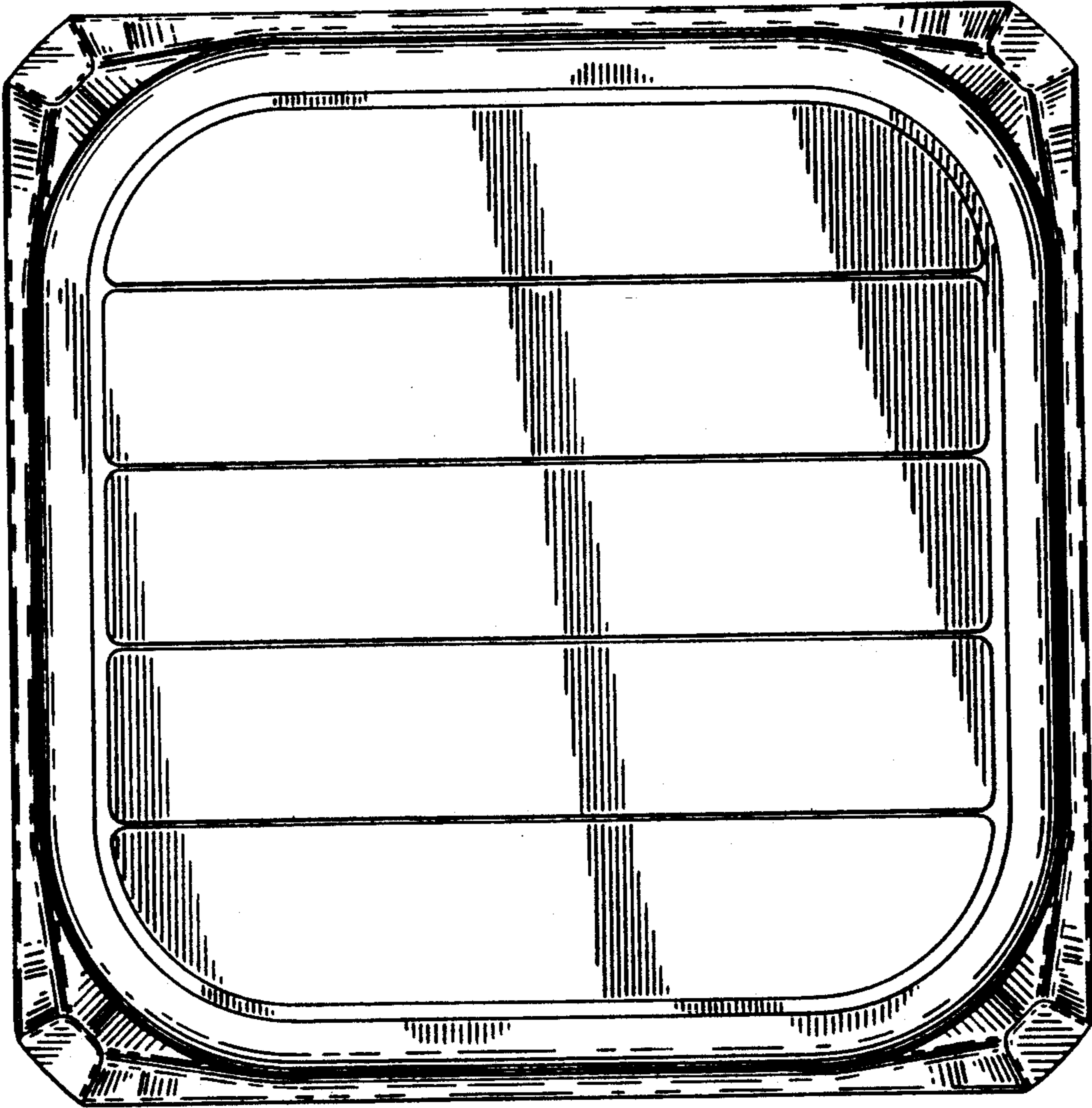


FIG. 3




FIG. 4