



US00D335043S

# United States Patent [19]

[11] Patent Number: **Des. 335,043**

**Makulik**

[45] Date of Patent: **\*\* Apr. 27, 1993**

[54] CHAIR

[75] Inventor: **Bernd Makulik, Hannover, Fed. Rep. of Germany**

[73] Assignee: **Casala-Werke Carl Sasse GmbH & Co. KG, Lauenau, Fed. Rep. of Germany**

[\*\*] Term: **14 Years**

[21] Appl. No.: **544,370**

[22] Filed: **Jun. 26, 1990**

[30] **Foreign Application Priority Data**

Jan. 26, 1990 [DE] Fed. Rep. of Germany ..... DM/015695

[52] U.S. Cl. .... **D6/379; D6/375**

[58] Field of Search ..... **D6/334, 371-376, D6/379-380, 500-502, 366**

[56] **References Cited**

**U.S. PATENT DOCUMENTS**

D. 258,924 4/1981 Deschamps et al. .... D6/375  
D. 261,957 11/1981 Lubke ..... D6/379

D. 293,517 1/1988 Bellini ..... D6/366  
D. 300,696 4/1989 Garnich ..... D6/366 X  
D. 301,946 7/1989 Meyer ..... D6/375 X  
D. 313,705 1/1991 Hensel et al. .... D6/379 X  
D. 328,395 8/1992 Neuser ..... D6/374 X

**OTHER PUBLICATIONS**

*Interiors*, Feb. 1984, p. 48, Stacking Arm Chair Bentwood, center & top.

*Primary Examiner*—Nelson C. Holtje

*Assistant Examiner*—J. E. Seeger

*Attorney, Agent, or Firm*—Allegretti & Witcoff, Ltd.

[57] **CLAIM**

The ornamental design for a chair, as shown and described.

**DESCRIPTION**

FIG. 1 is a perspective view of a chair, showing my new design;  
FIG. 2 is a side elevational view, the opposite side being a mirror image thereof;  
FIG. 3 is a front elevational view;  
FIG. 4 is a rear elevational view; and,  
FIG. 5 is a top plan view thereof.

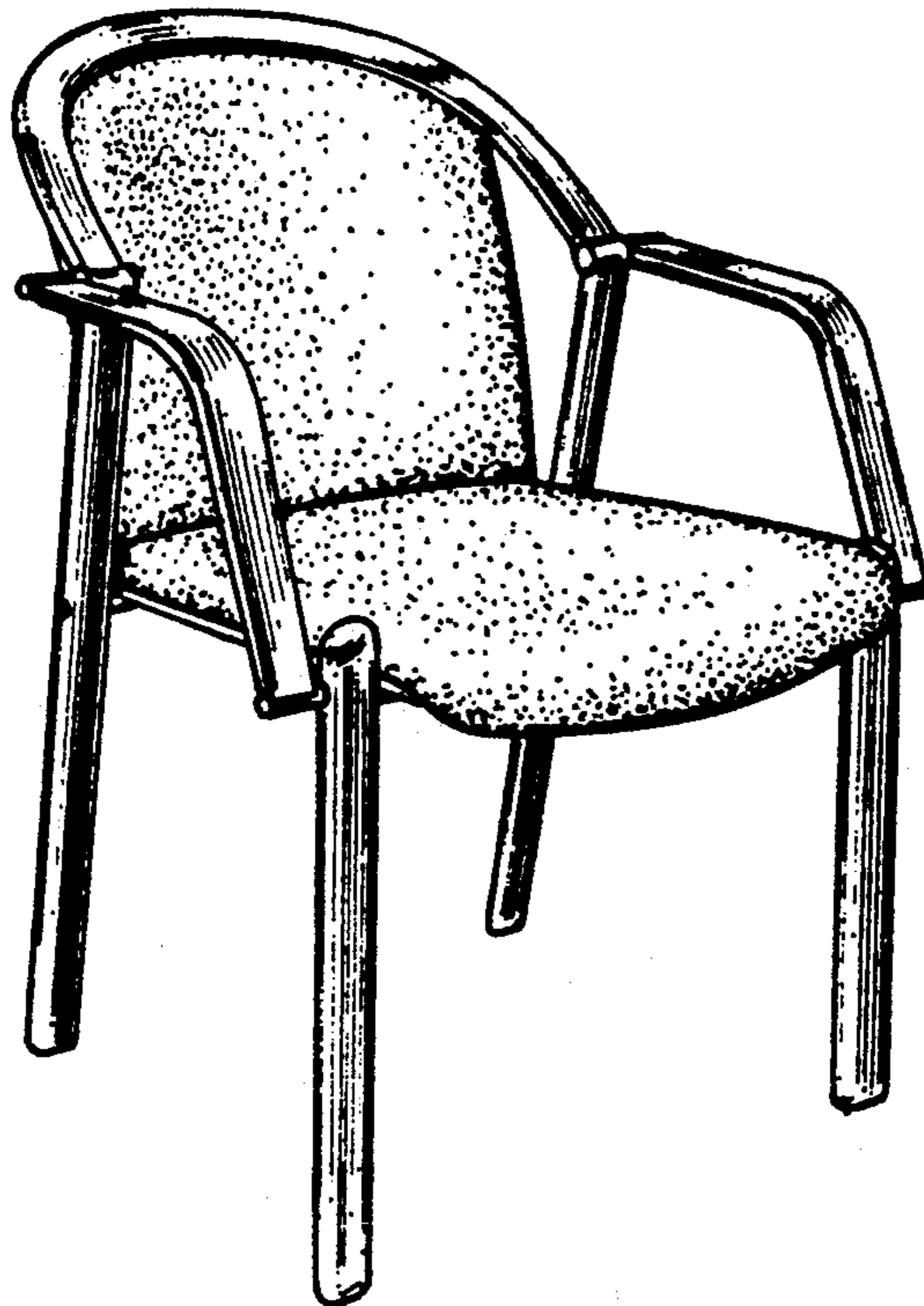


Fig. 1

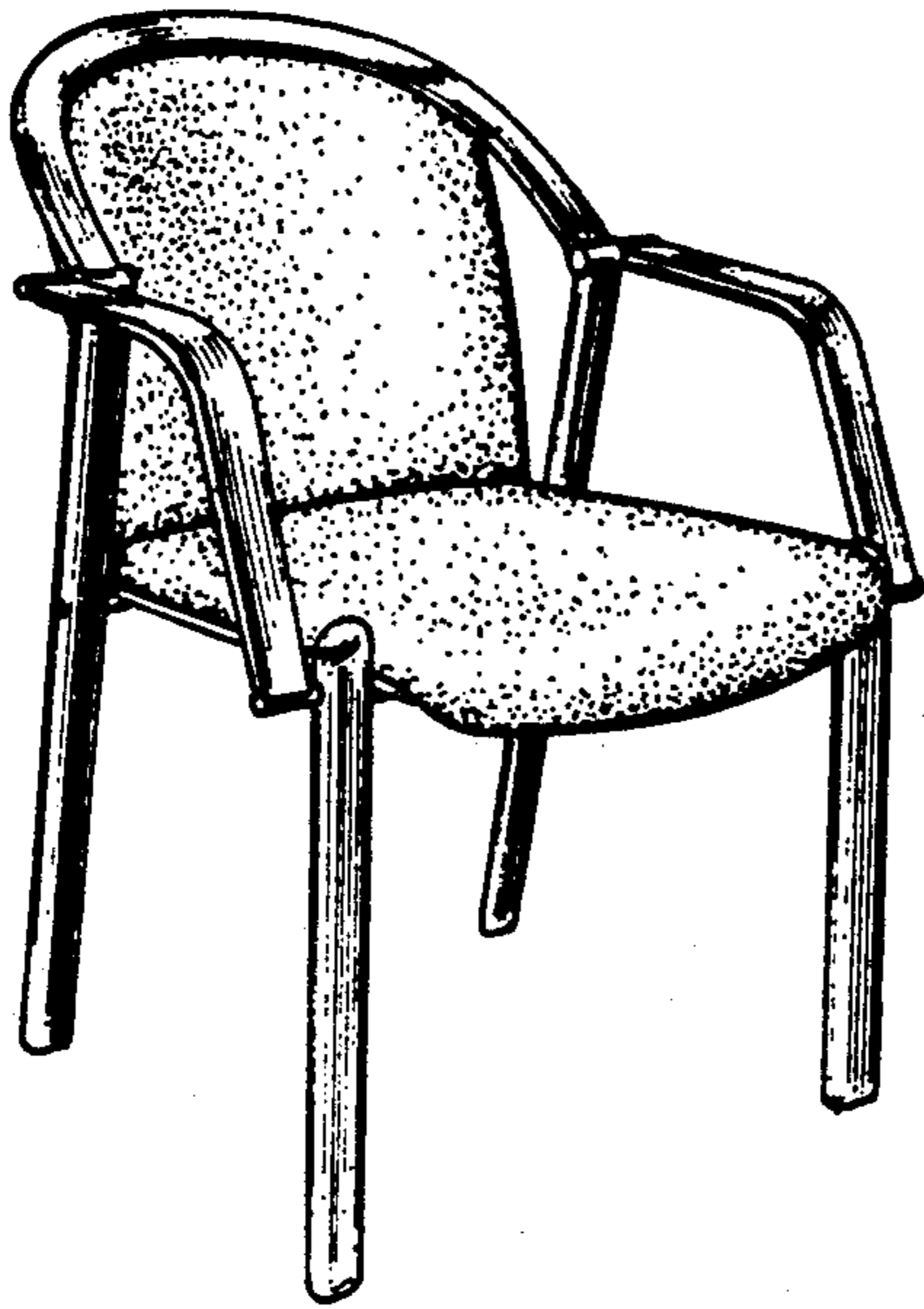


Fig. 2




Fig. 3

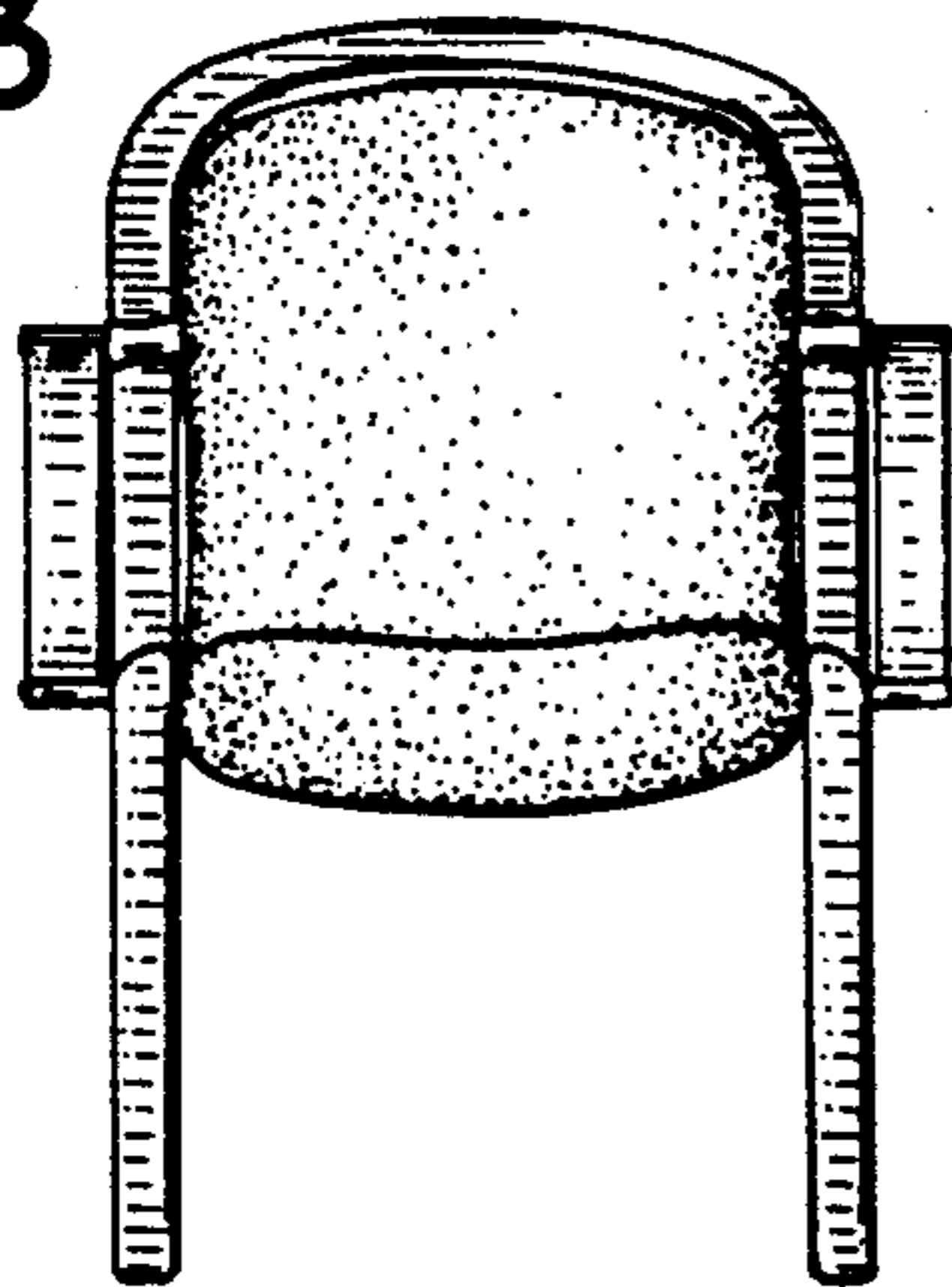


Fig. 4


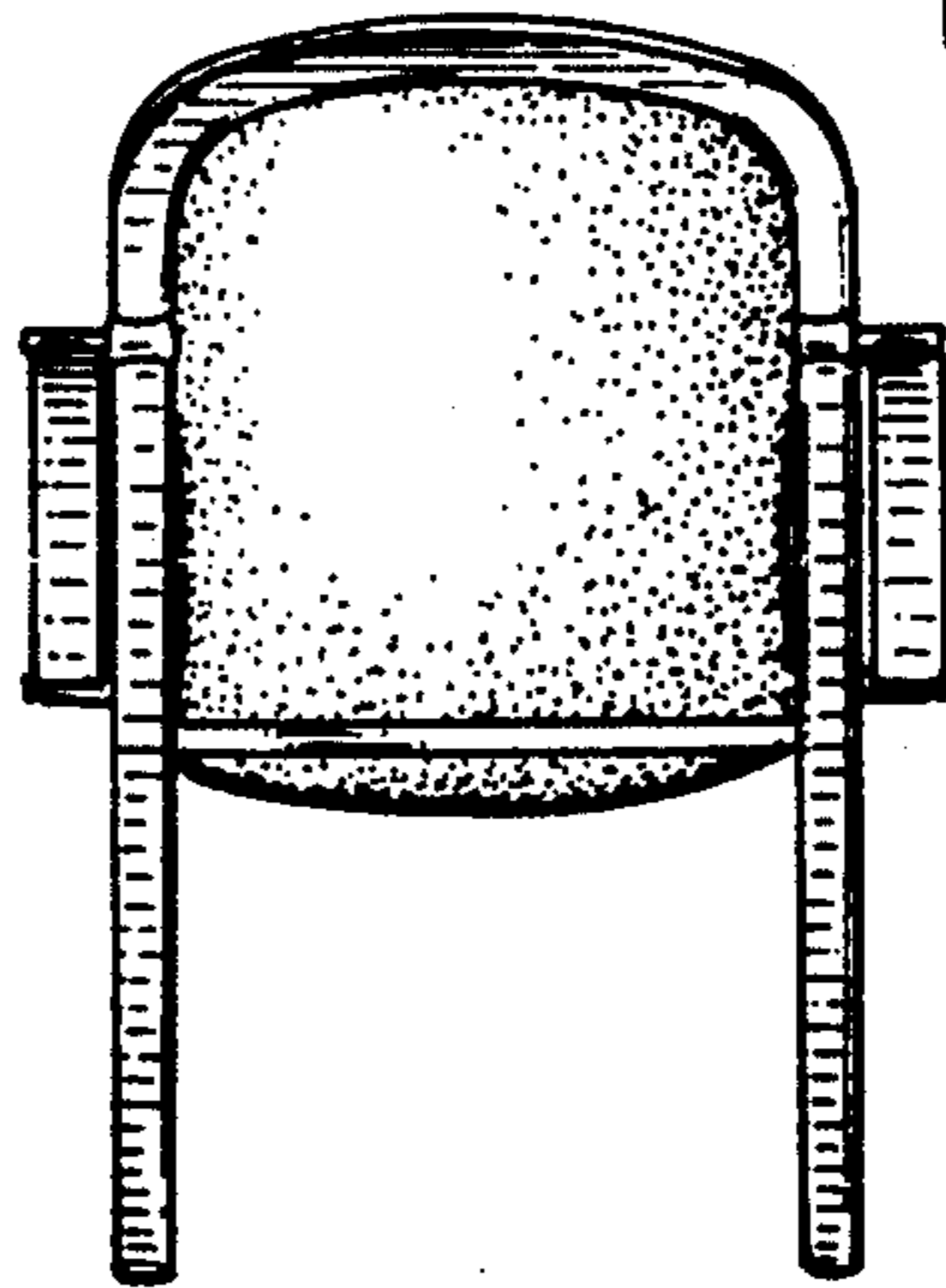


Fig. 5