



US00D335036S

United States Patent [19]

[11] Patent Number: **Des. 335,036**

Simmons

[45] Date of Patent: **** Apr. 27, 1993**

[54] **BATHTUB LOUNGE CHAIR**

3,736,027 5/1973 Stafford 297/453
4,230,364 10/1980 Parker 297/DIG. 2

[76] Inventor: **Lois D. Simmons, 6002 Quailfield Rd., Mechanicsville, Va. 23111**

FOREIGN PATENT DOCUMENTS

[**] Term: **14 Years**

75441 5/1961 France 297/453

[21] Appl. No.: **596,590**

Primary Examiner—Alan P. Douglas
Assistant Examiner—Gary D. Watson
Attorney, Agent, or Firm—Leon Gilden

[22] Filed: **Oct. 12, 1990**

[52] U.S. Cl. **D6/361; D23/304;**
4/579

[57] CLAIM

[58] Field of Search **D6/334, 335, 360, 361,**
D6/370, 380, 500, 501, 502; D23/303-313;
4/571.1, 573.1, 578, 579; 297/16, 17, 31, 453,
DIG. 1, DIG. 2

The ornamental design for a bathtub lounge chair, as shown and described.

DESCRIPTION

[56] References Cited

U.S. PATENT DOCUMENTS

D. 228,428 9/1973 Wilson et al. D6/361
D. 304,394 11/1989 Harmer D6/361
987,646 3/1911 Schmidt 4/579

FIG. 1 is a front elevational view of the bathtub lounge chair showing my new design;
FIG. 2 is a rear elevational view thereof;
FIG. 3 is a left side elevational view thereof;
FIG. 4 is a right side elevational view thereof;
FIG. 5 is a top plan view thereof; and,
FIG. 6 is a bottom plan view thereof.


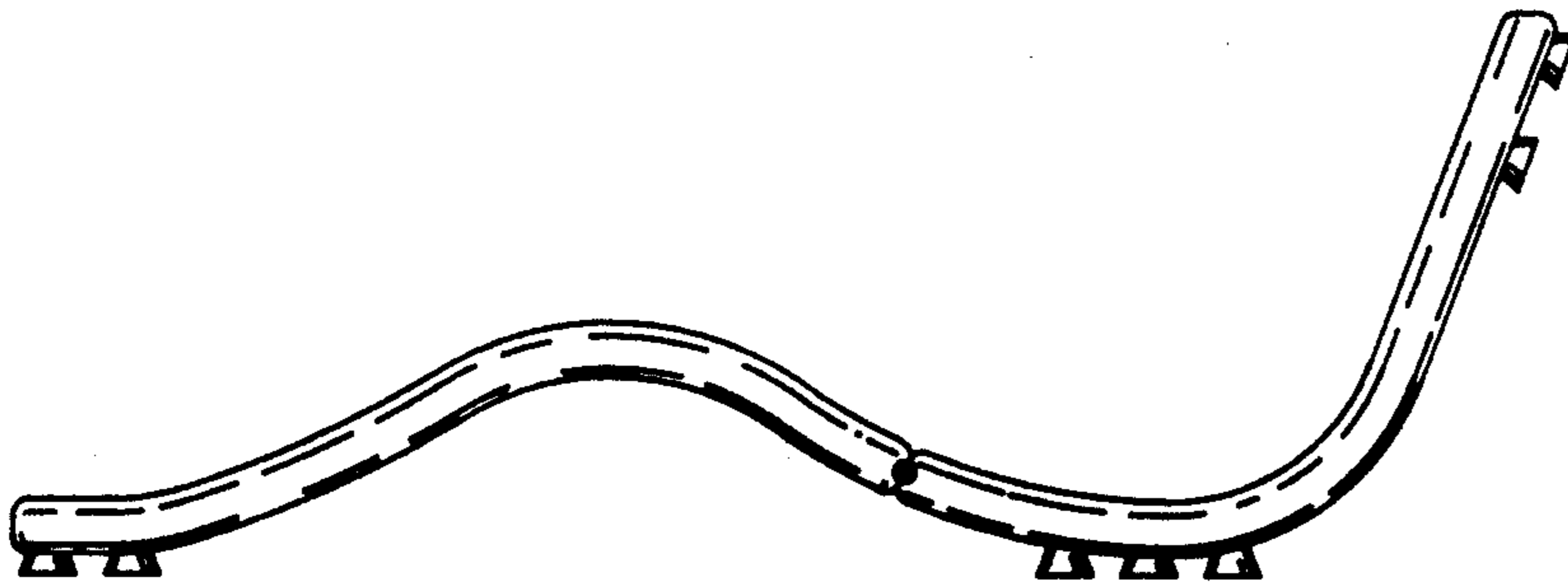


FIG. 1

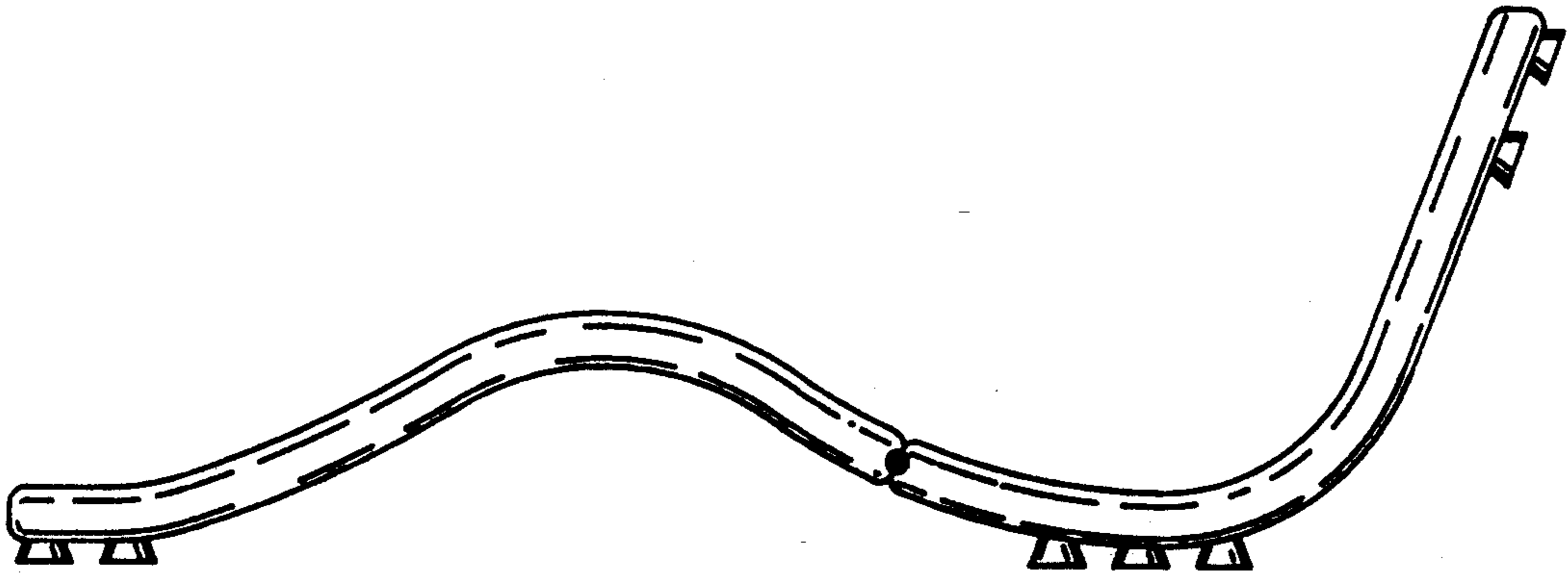


FIG. 2

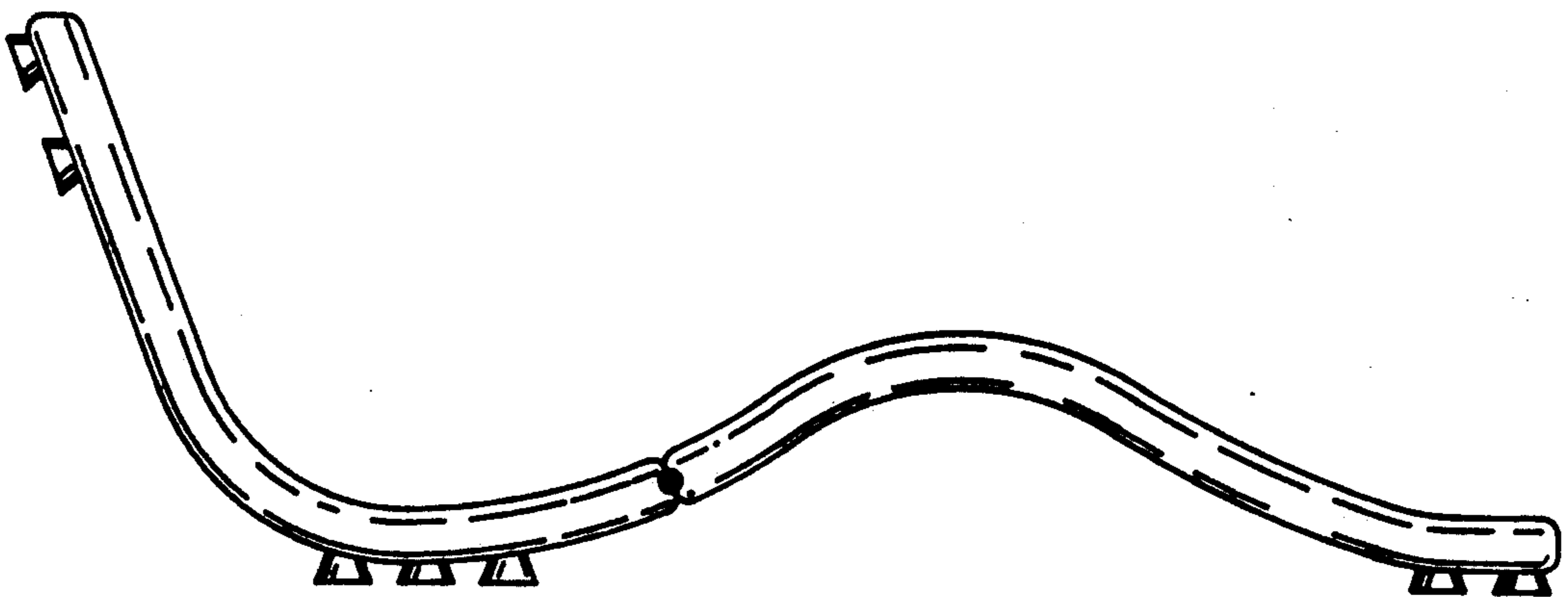


FIG. 3




FIG. 4




FIG. 5




FIG. 6

