



US00D335027S

# United States Patent [19]

[11] Patent Number: **Des. 335,027**

Flood

[45] Date of Patent: **\*\* Apr. 27, 1993**

[54] BINGO ACCESSORY CARRYING CASE

D. 327,361	6/1992	Rush et al.	.....	D21/187 X
2,500,904	3/1950	Nitsch	.....	D3/66 X
4,705,275	11/1987	Slater	.....	206/315.1
4,761,008	8/1988	Huggins	.....	206/315.1
4,842,133	6/1989	LaBarge	.....	206/315.1

[76] Inventor: **Mary M. Flood, 120 Lambert Ave., South Farmingdale, N.Y. 11735**

[\*\*] Term: **14 Years**

*Primary Examiner*—Louis S. Zarfaz  
*Attorney, Agent, or Firm*—Terry M. Gernstein

[21] Appl. No.: **718,856**

[22] Filed: **Jun. 21, 1991**

### [57] CLAIM

[52] U.S. Cl. .... **D3/45; D3/66; D21/187**

The ornamental design for a bingo accessory carrying case, as shown and described.

[58] Field of Search ..... **D3/41-54, D3/66; D21/187; 150/100, 103-108, 110-113, 117-119; 190/100, 107, 115; 383/4, 8, 11, 41, 907; 206/315.1**


### DESCRIPTION

### [56] References Cited

#### U.S. PATENT DOCUMENTS

D. 174,823	5/1955	Macy	.....	D3/46
D. 239,741	4/1976	Mommsen	.....	D3/44
D. 252,355	7/1979	Uber	.....	D3/48

FIG. 1 is a perspective view of a bingo accessory carrying bag showing my new design;  
FIG. 2 is a front elevational view thereof;  
FIG. 3 is a rear elevational view thereof;  
FIG. 4 is a side elevational view thereof, the side opposite being a mirror image of the side shown in FIG. 4;  
FIG. 5 is a top plan view thereof; and,  
FIG. 6 is a bottom view thereof.






FIG. 1




FIG. 2

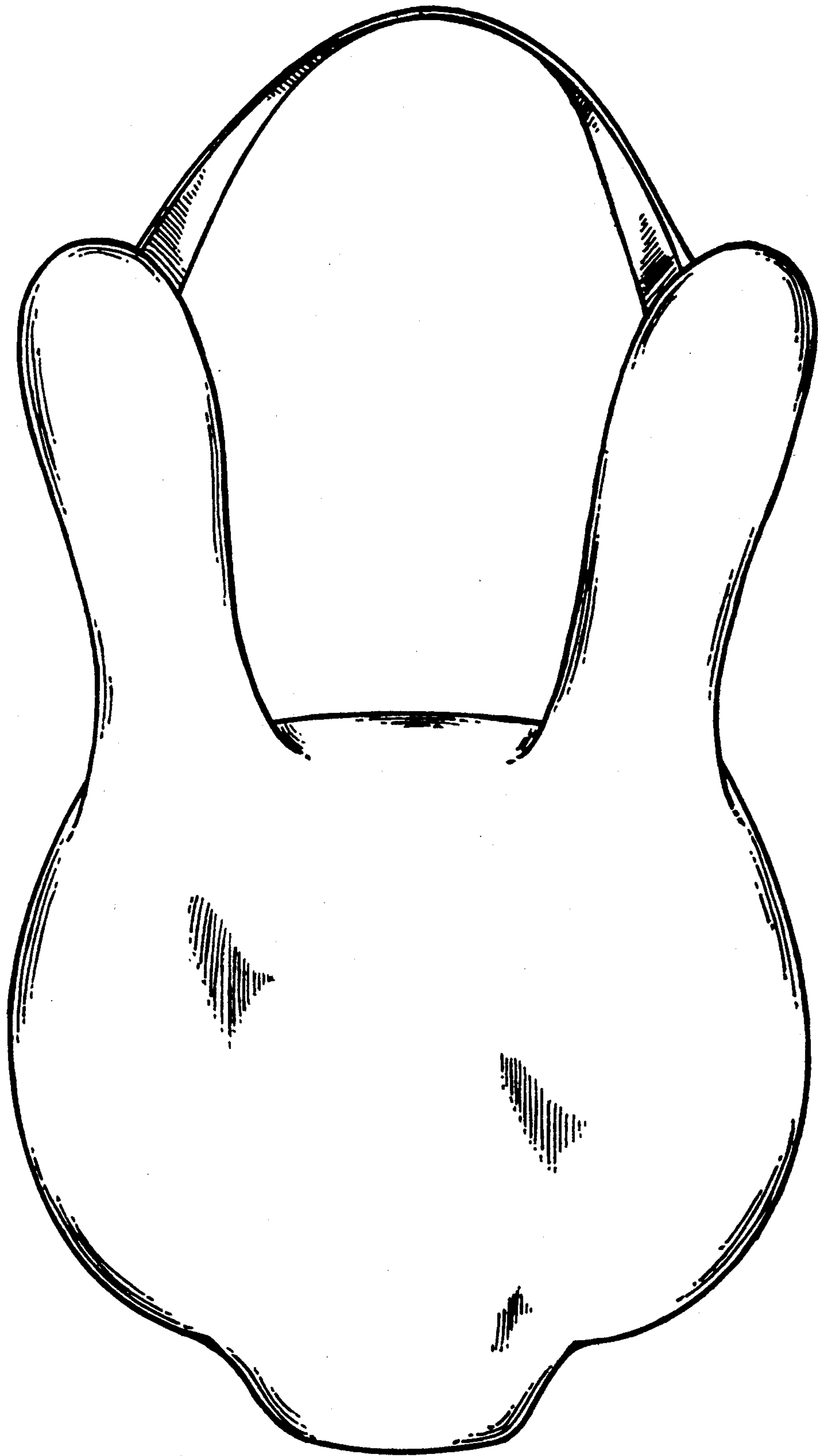


FIG. 3



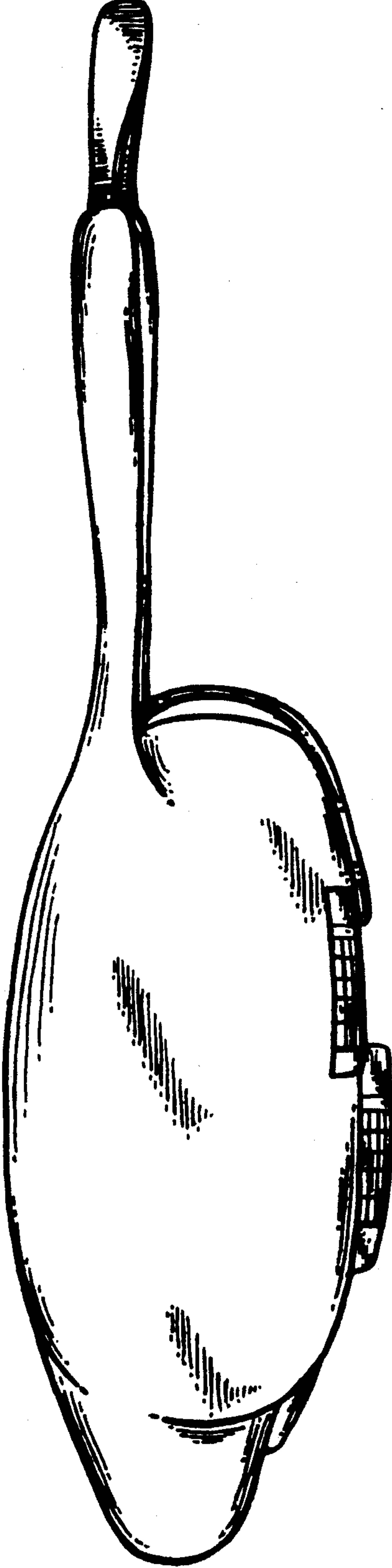


FIG. 4




FIG. 5

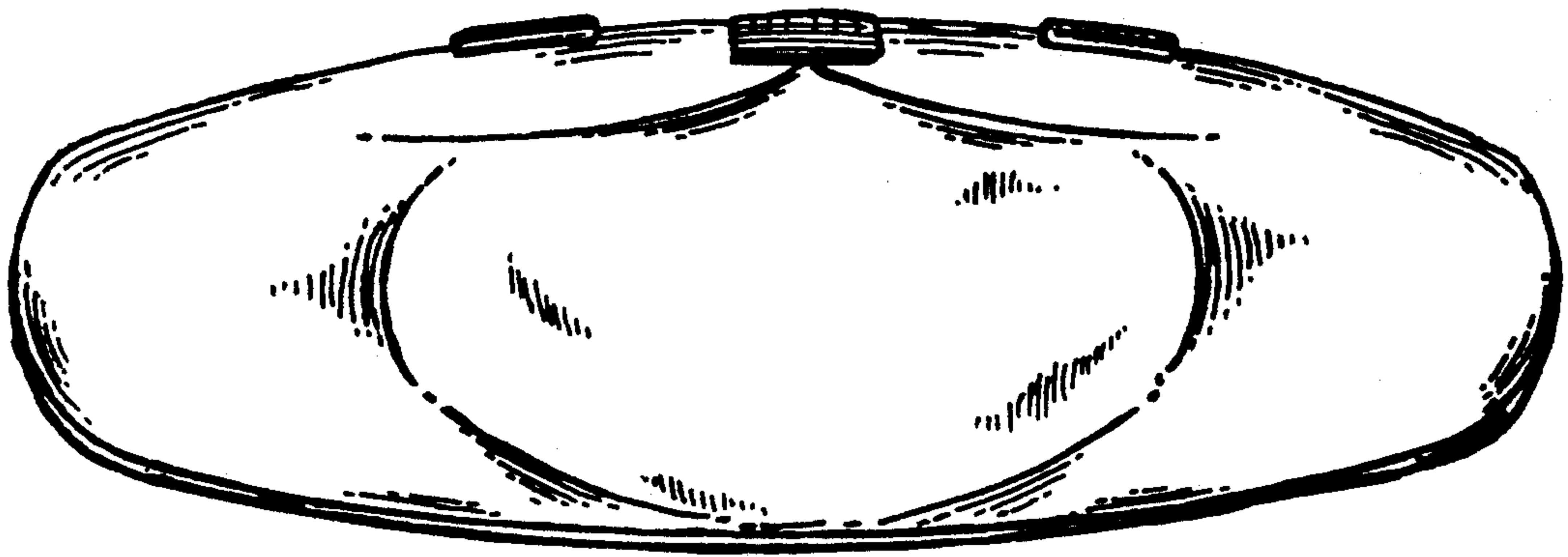


FIG. 6