



US00D335024S

United States Patent [19]

[11] Patent Number: **Des. 335,024**

Moffitt

[45] Date of Patent: **** Apr. 27, 1993**

[54] **GLOVE**

4,519,781	5/1985	Boyd	2/160 X
4,884,300	12/1989	Vistins	2/169 X
4,918,755	4/1990	Kinnear	2/159 X

[76] Inventor: **Marlene L. Moffitt, 345 Branner Ave., Monterey, Calif. 93940**

Primary Examiner—A. Hugo Word
Assistant Examiner—Paula A. Mortimer
Attorney, Agent, or Firm—Leon Gilden

[**] Term: **14 Years**

[21] Appl. No.: **689,688**

[57] **CLAIM**

[22] Filed: **Apr. 22, 1991**

The ornamental design for a glove, as shown and described.

[52] U.S. Cl. **D2/619**

[58] Field of Search **D2/619, 617, 616, 615, D2/622; 2/159, 160, 169; D21/1, 37, 38, 41**

DESCRIPTION

[56] **References Cited**

FIG. 1 is a front elevational view of the glove showing my new design;

U.S. PATENT DOCUMENTS

FIG. 2 is a rear elevational view thereof;

D. 113,363	2/1939	Ireland	D2/616
1,554,291	9/1925	Peck	2/159 X
1,624,429	4/1927	Palmer	2/159 X
1,630,730	5/1927	Daugherty	2/159 X
3,255,461	6/1966	Bullock	D2/617 X

FIG. 3 is a left side elevational view thereof;

FIG. 4 is a right side elevational view thereof;

FIG. 5 is a top plan view thereof;

FIG. 6 is a bottom plan view thereof; and,

FIG. 7 is a perspective view thereof.




FIG. 1

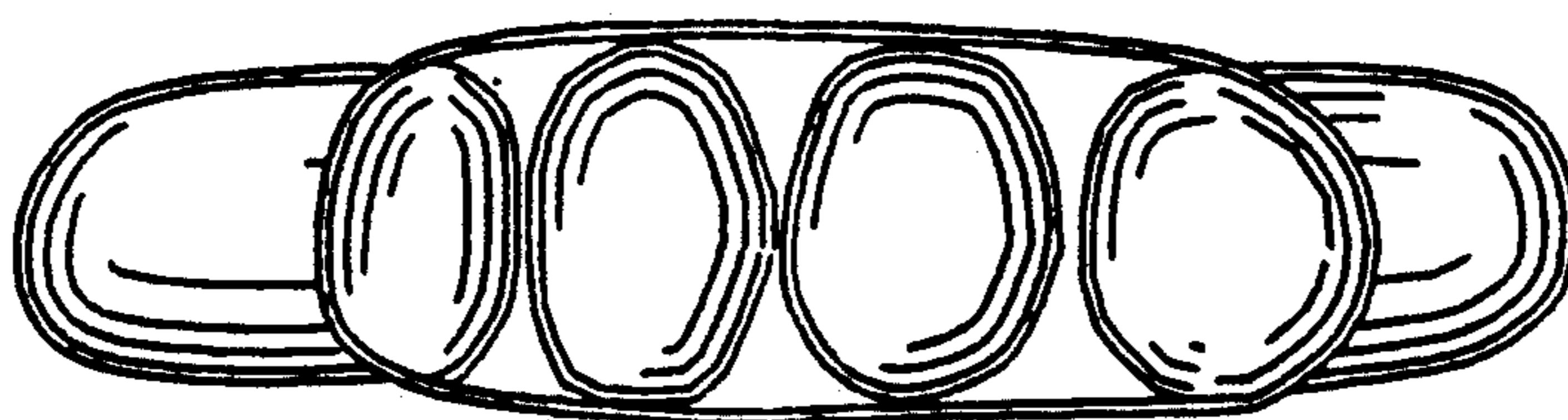


FIG. 2



FIG. 3




FIG. 4

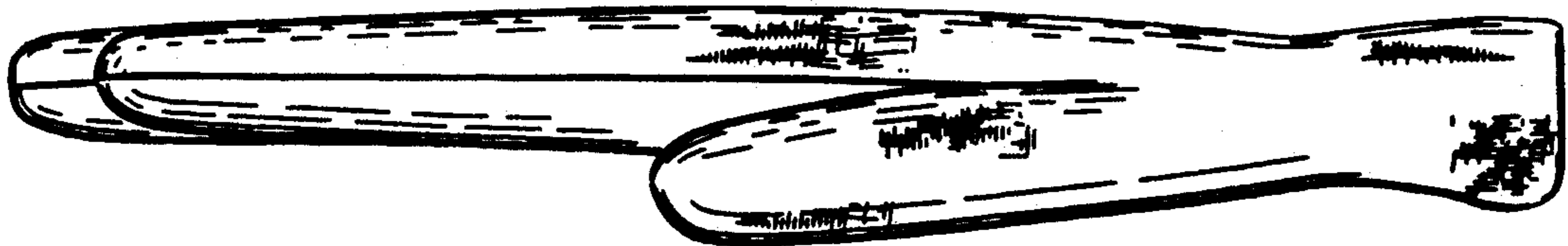


FIG. 5

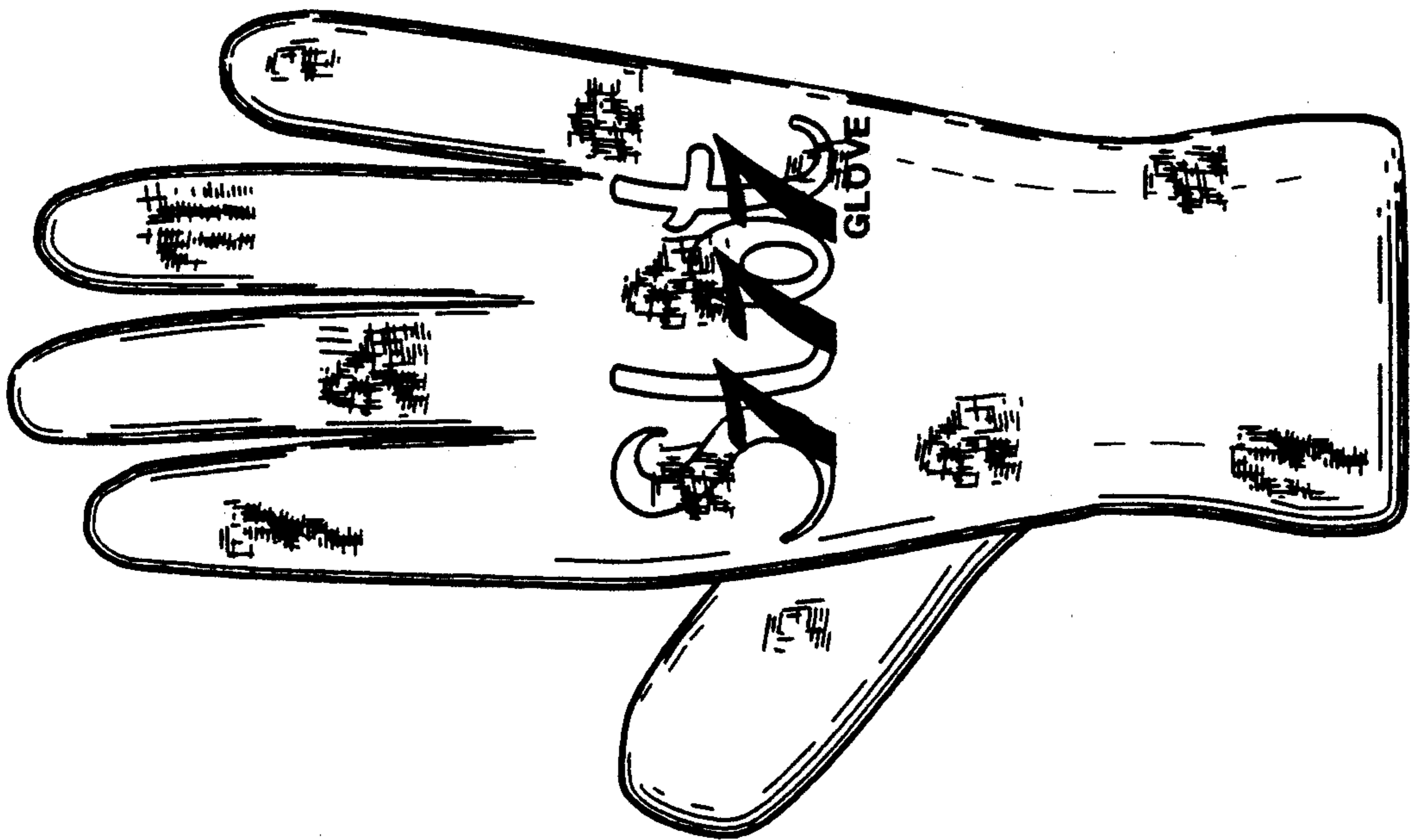


FIG. 6

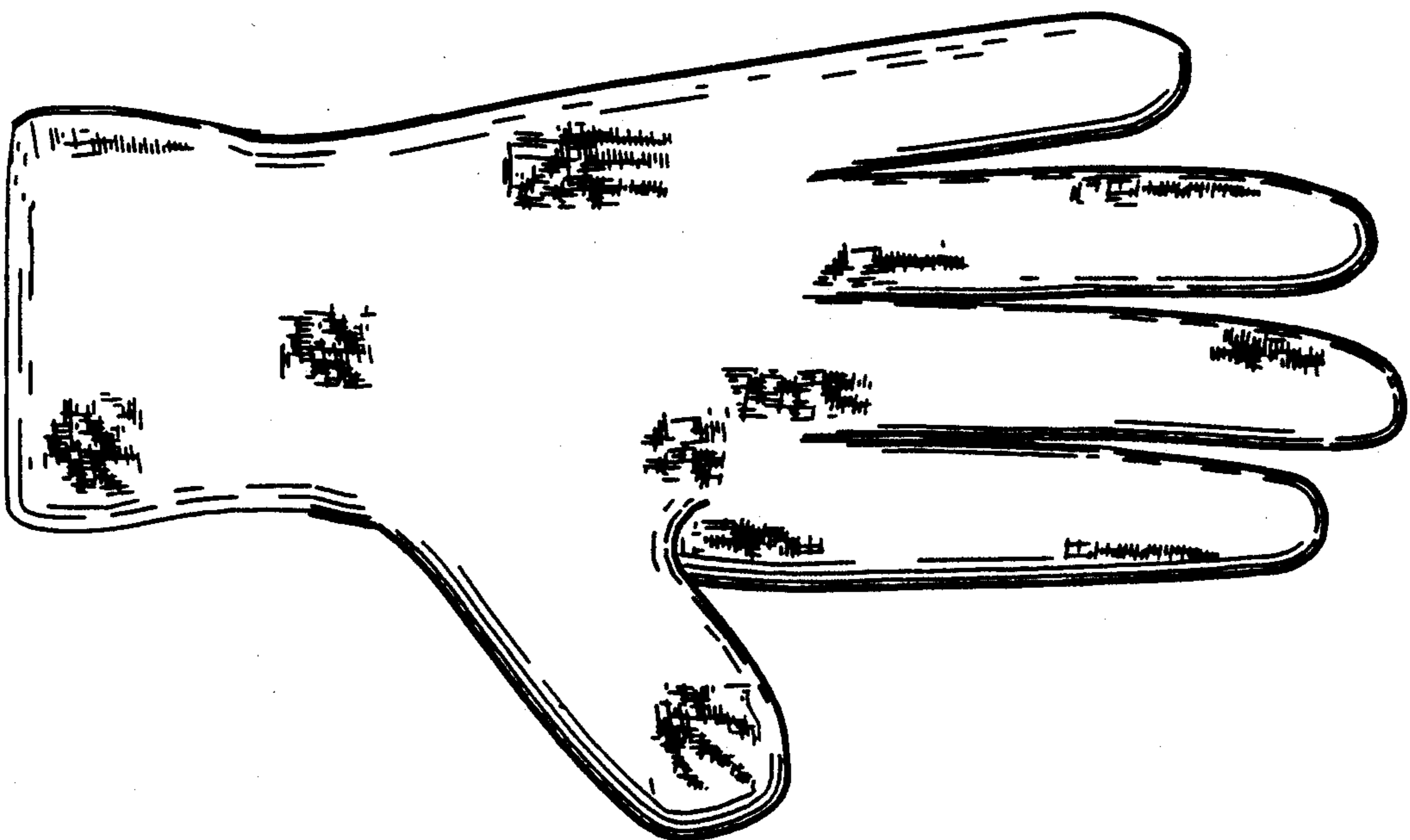


FIG. 7

