



US00D335022S

United States Patent [19]

[11] Patent Number: Des. 335,022

Lozano

[45] Date of Patent: ** Apr. 27, 1993

[54] SHOE OUTSOLE

[75] Inventor: Sergio G. Lozano, Beaverton, Oreg.

[73] Assignees: Nike, Inc.; Nike International, Ltd., Beaverton, Oreg.

[**] Term: 14 Years

[21] Appl. No.: 878,005

[22] Filed: May 1, 1992

[52] U.S. Cl. D2/320

[58] Field of Search D2/264, 265, 274, 311, D2/317-322; 36/25 R, 28, 29, 32 R, 43, 44, 59 R, 59 C, 83, 84, 89, 101-107, 112-114, 132, 136

[56] References Cited

U.S. PATENT DOCUMENTS

D. 229,456	12/1973	Plampton et al.	D2/321
D. 309,371	7/1990	Kayano	D2/320
D. 320,690	10/1991	Lucas	D2/320
D. 321,976	12/1991	Kiyosawa	D2/320
D. 321,978	12/1991	Hatfield	D2/320
D. 324,763	3/1992	Kayano	D2/320
D. 329,534	9/1992	Worthington	D2/320
D. 329,535	9/1992	Greene	D2/320
D. 329,689	9/1992	Hatfield et al.	D2/320
D. 329,939	10/1992	Bailey	D2/320

OTHER PUBLICATIONS

"Air Essential Plus" shoe on p. 42 of the Nike Fall 1992 catalog.

Primary Examiner—Louis S. Zarfes

Attorney, Agent, or Firm—Banner, Birch, McKie & Beckett

[57] CLAIM

The ornamental design for a shoe outsole, as shown and described.

DESCRIPTION

FIG. 1 is a bottom plan view of a shoe outsole embodying my new design;

FIG. 2 is a side elevational view of one side of the shoe outsole shown in FIG. 1;

FIG. 3 is a side elevational view of the other side of the shoe outsole shown in FIG. 1;

FIG. 4 is a cross-section of the shoe outsole shown in FIG. 1, taken on section line 4—4;

FIG. 5 is a cross-section of the shoe outsole shown in FIG. 1, taken on section line 5—5;

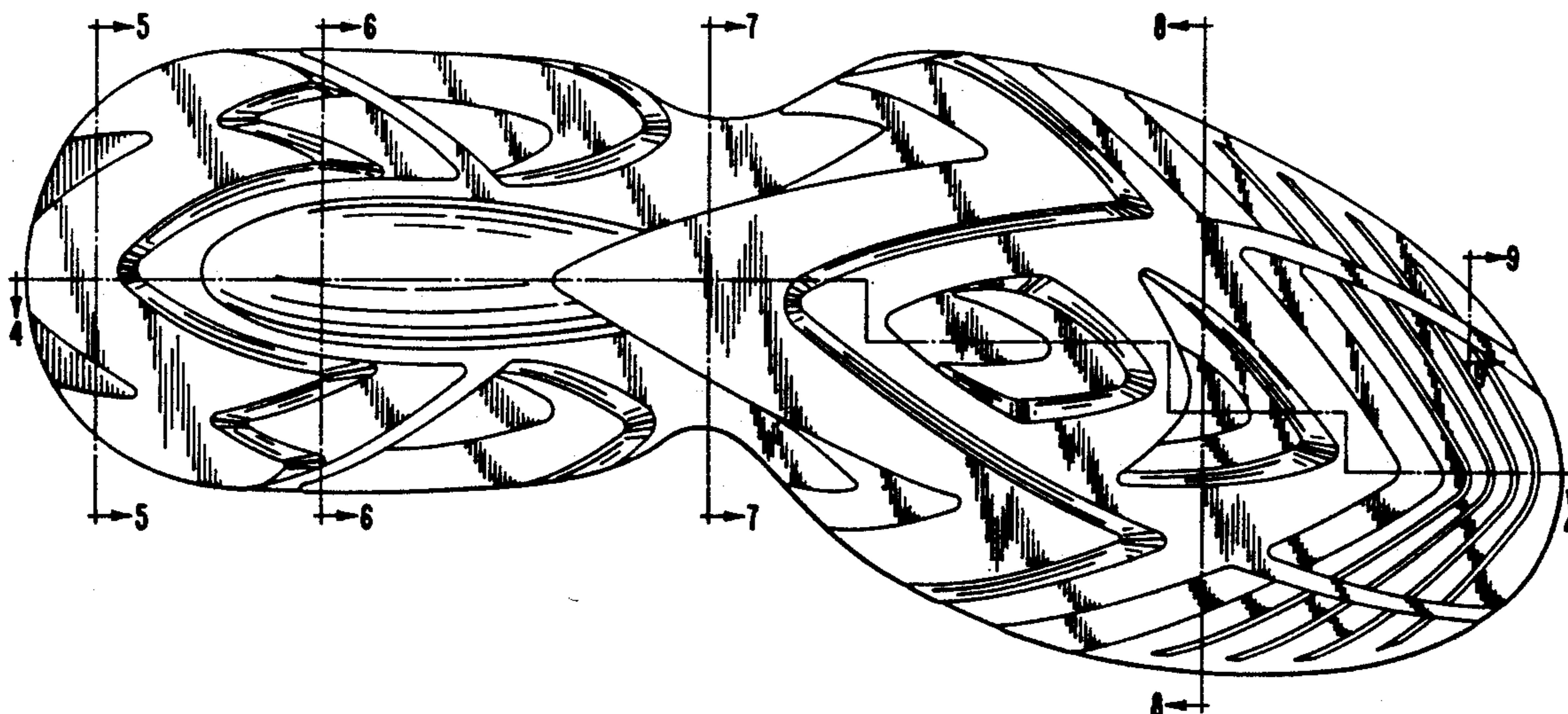
FIG. 6 is a cross-section of the shoe outsole shown in FIG. 1, taken on section line 6—6;

FIG. 7 is a cross-section of the shoe outsole shown in FIG. 1, taken on section line 7—7;

FIG. 8 is a cross-section of the shoe outsole shown in FIG. 1, taken on section line 8—8; and,

FIG. 9 is a partial cross-section of the shoe outsole shown in FIG. 1, taken on section line 9—9.

The broken line showing of a shoe upper and midsole is for illustrative purposes and forms no part of the claimed design.



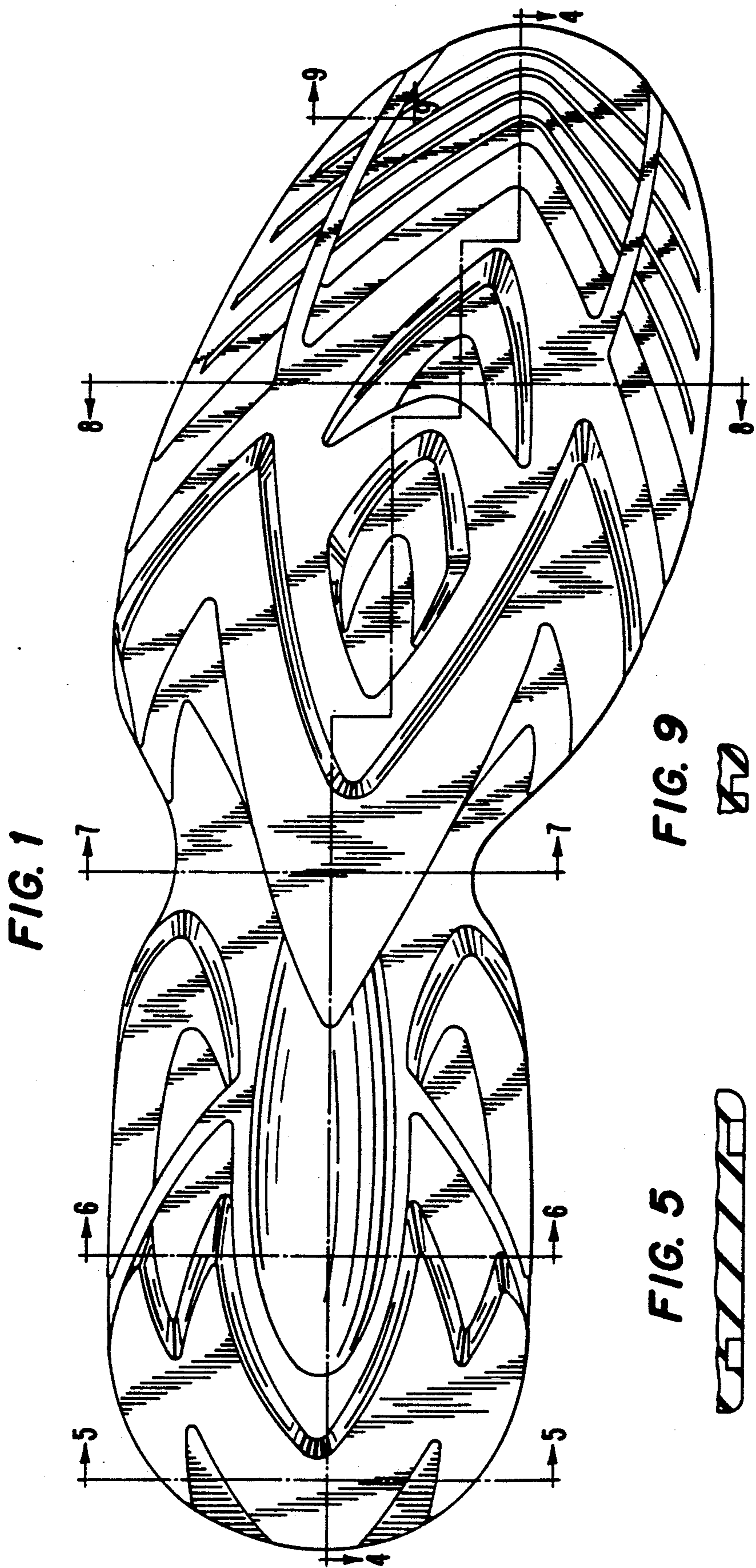


FIG. 1

FIG. 9

FIG. 5



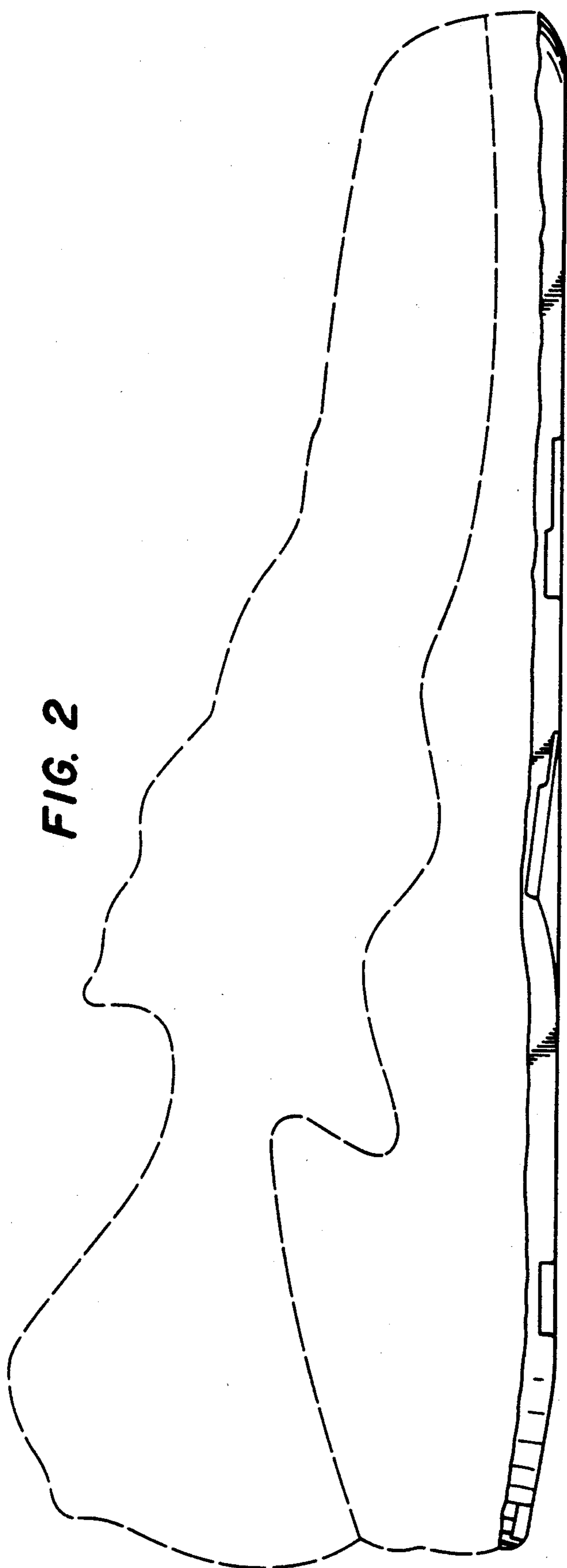


FIG. 2

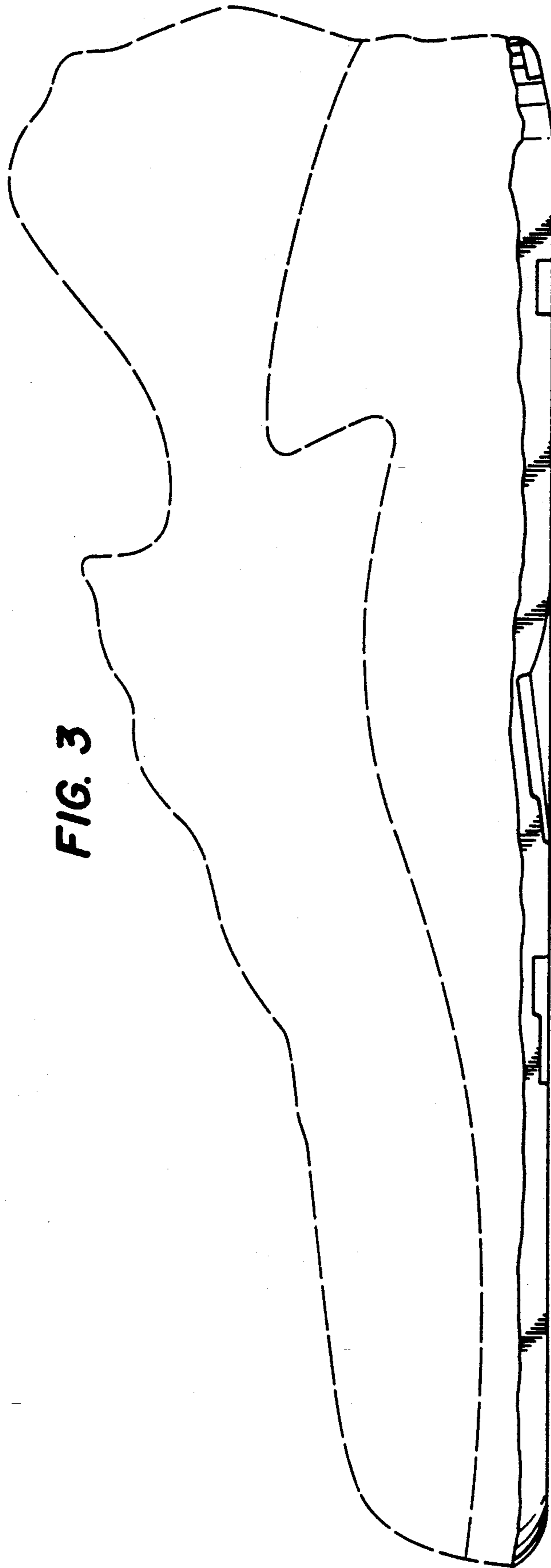


FIG. 3

FIG. 4



FIG. 6



FIG. 7



FIG. 8

