



US00D335017S

United States Patent [19]

Smith

[11] Patent Number: **Des. 335,017**

[45] Date of Patent: **** Apr. 27, 1993**

[54] **SHOE UPPER**

[75] Inventor: **Wilson W. Smith, Beaverton, Oreg.**

[73] Assignee: **Nike, Inc., Beaverton, Oreg.**

[**] Term: **14 Years**

[21] Appl. No.: **878,507**

[22] Filed: **May 5, 1992**

[52] U.S. Cl. **D2/314; D2/310**

[58] Field of Search **D2/264, 265, 272, 308-314; 36/45, 83, 84, 89, 101-107, 112-114, 132, 136**

[56] **References Cited**

U.S. PATENT DOCUMENTS

D. 296,381	6/1988	Selbiger	D2/314
D. 297,183	8/1988	Selbiger	D2/314
D. 297,184	8/1988	Tong	D2/314
D. 310,293	9/1990	Serna et al.	D2/314
D. 317,524	6/1991	Earle	D2/314
D. 319,918	9/1991	Hatfield	D2/314
D. 322,505	12/1991	Hatfield	D2/314
D. 324,939	3/1992	Hatfield	D2/314
D. 325,119	4/1992	Smith	D2/314
D. 325,291	4/1992	Hatfield	D2/314
D. 325,465	4/1992	Hatfield	D2/314
D. 325,665	4/1992	Kittle et al.	D2/314
D. 325,812	5/1992	Hatfield	D2/314
D. 326,352	5/1992	Feller et al.	D2/314
D. 326,353	5/1992	Close	D2/314
D. 327,567	7/1992	Nakao	D2/314

D. 329,735 9/1992 Dahlsten D2/314

OTHER PUBLICATIONS

- The Nike Fall 1989 Footwear Catalog, p. 40.
- The Nike Footwear Spring 1990 Catalog, p. 14.
- The Nike Spring 1991 Catalog, p. 42.
- The Nike Fall 1991 Footwear Catalog, p. 8.
- The Nike Fall 1992 Footwear Catalog, p. 90.

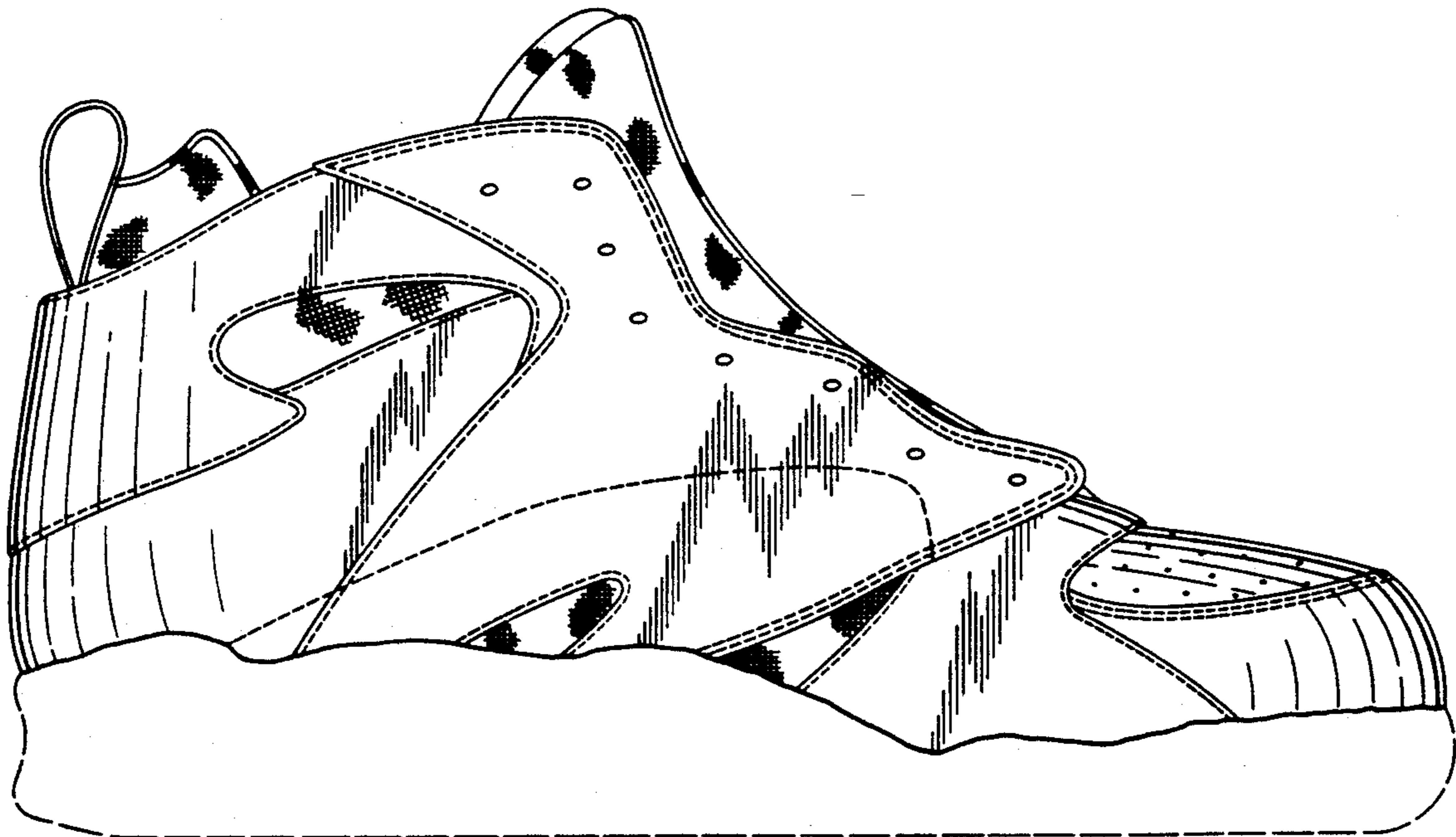
Primary Examiner—Louis S. Zarfaz
Attorney, Agent, or Firm—Banner, Birch, McKie & Beckett

[57] CLAIM

The ornamental design for a shoe upper, as shown and described.

DESCRIPTION

FIG. 1 is a side elevational view of one side of a shoe upper showing my new design;
 FIG. 2 is a side elevational view of the other side of the shoe upper shown in FIG. 1;
 FIG. 3 is a top plan view of the shoe upper shown in FIG. 1;
 FIG. 4 is a front elevational view of the shoe upper shown in FIG. 1; and,
 FIG. 5 is a rear elevational view of the shoe upper shown in FIG. 1.
 The broken line showing of a shoe sole including the cupped vertical sides is included for environmental purposes only, and forms no part of the claimed design.



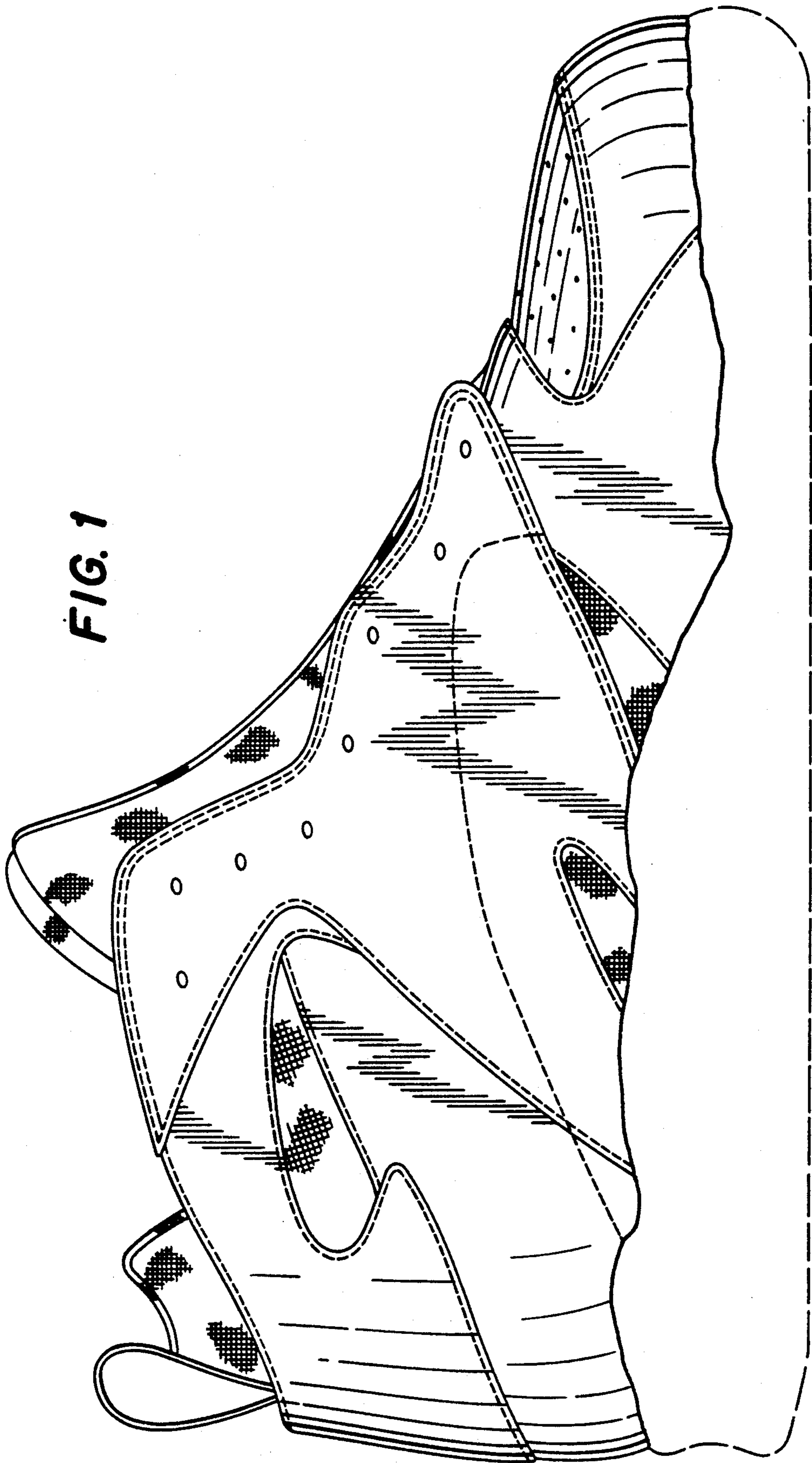


FIG. 1

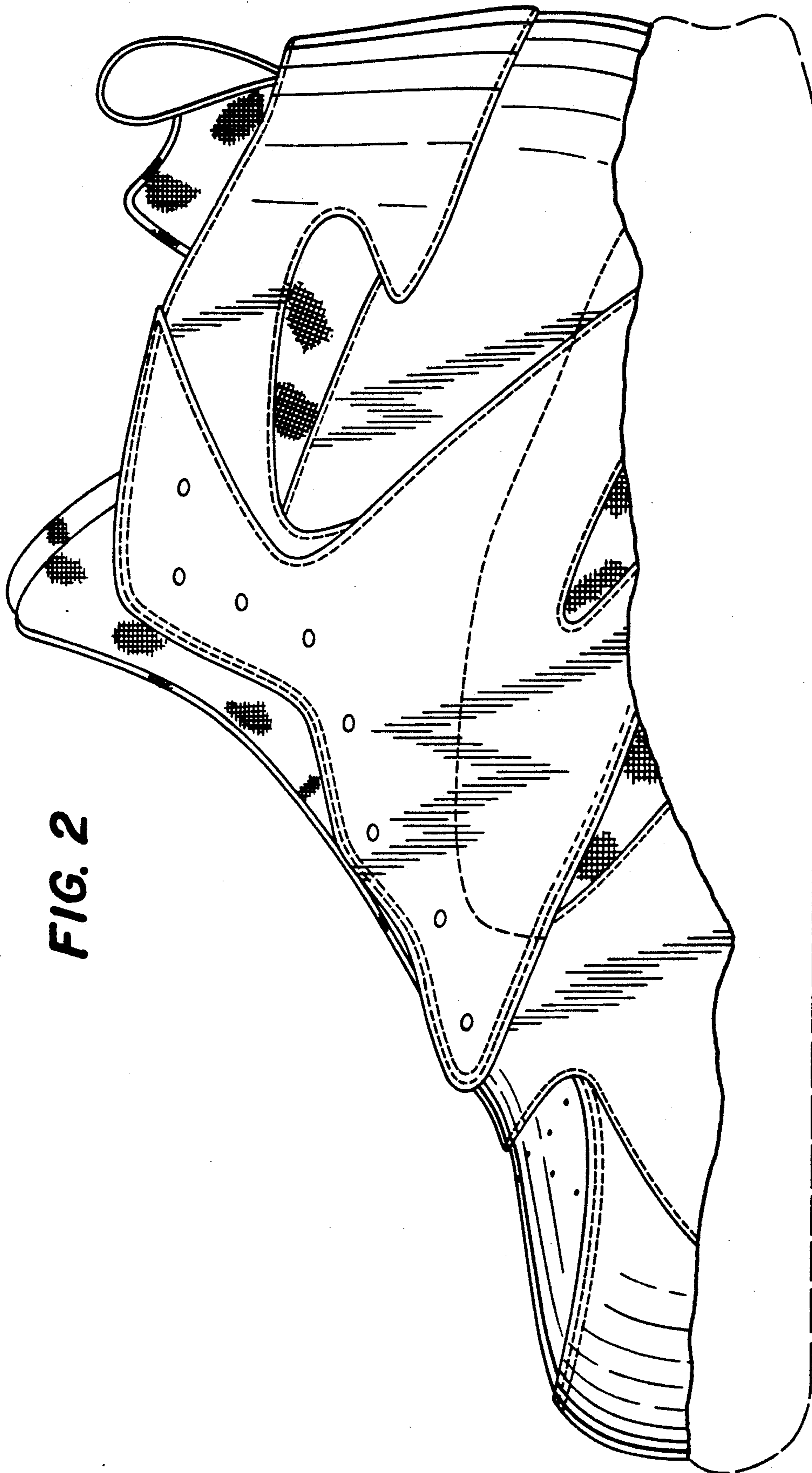


FIG. 2

FIG. 3

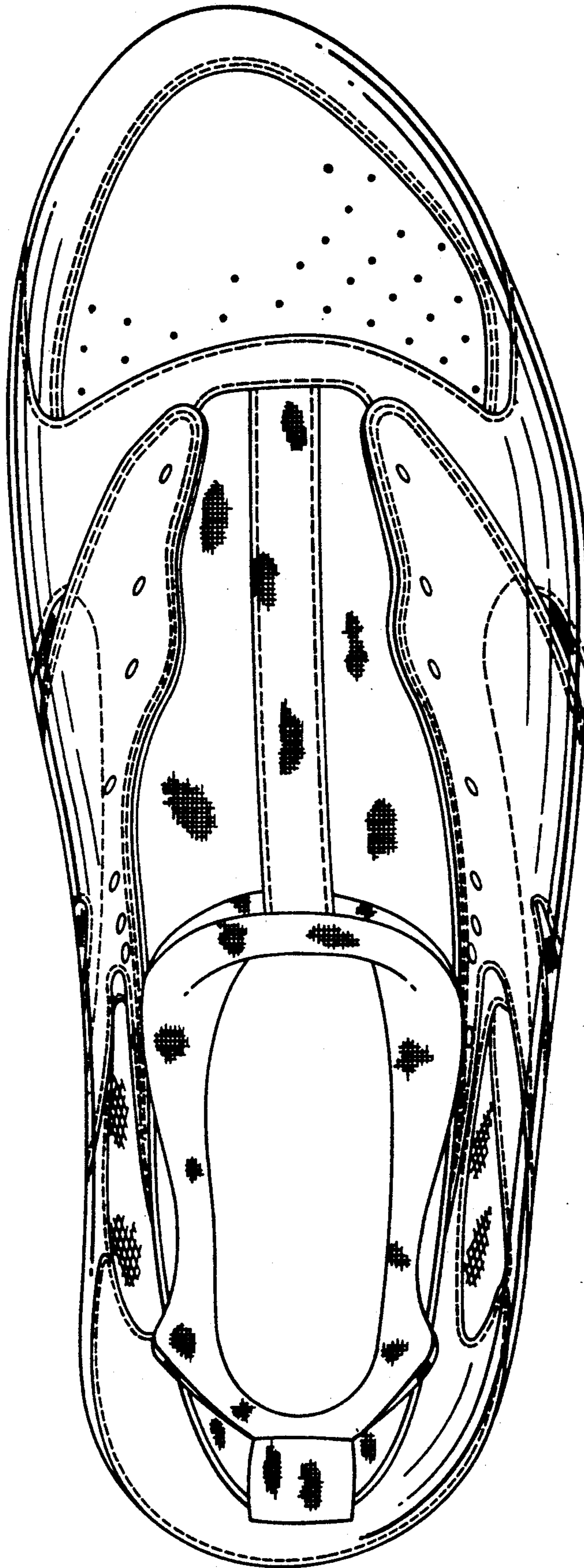


FIG. 5

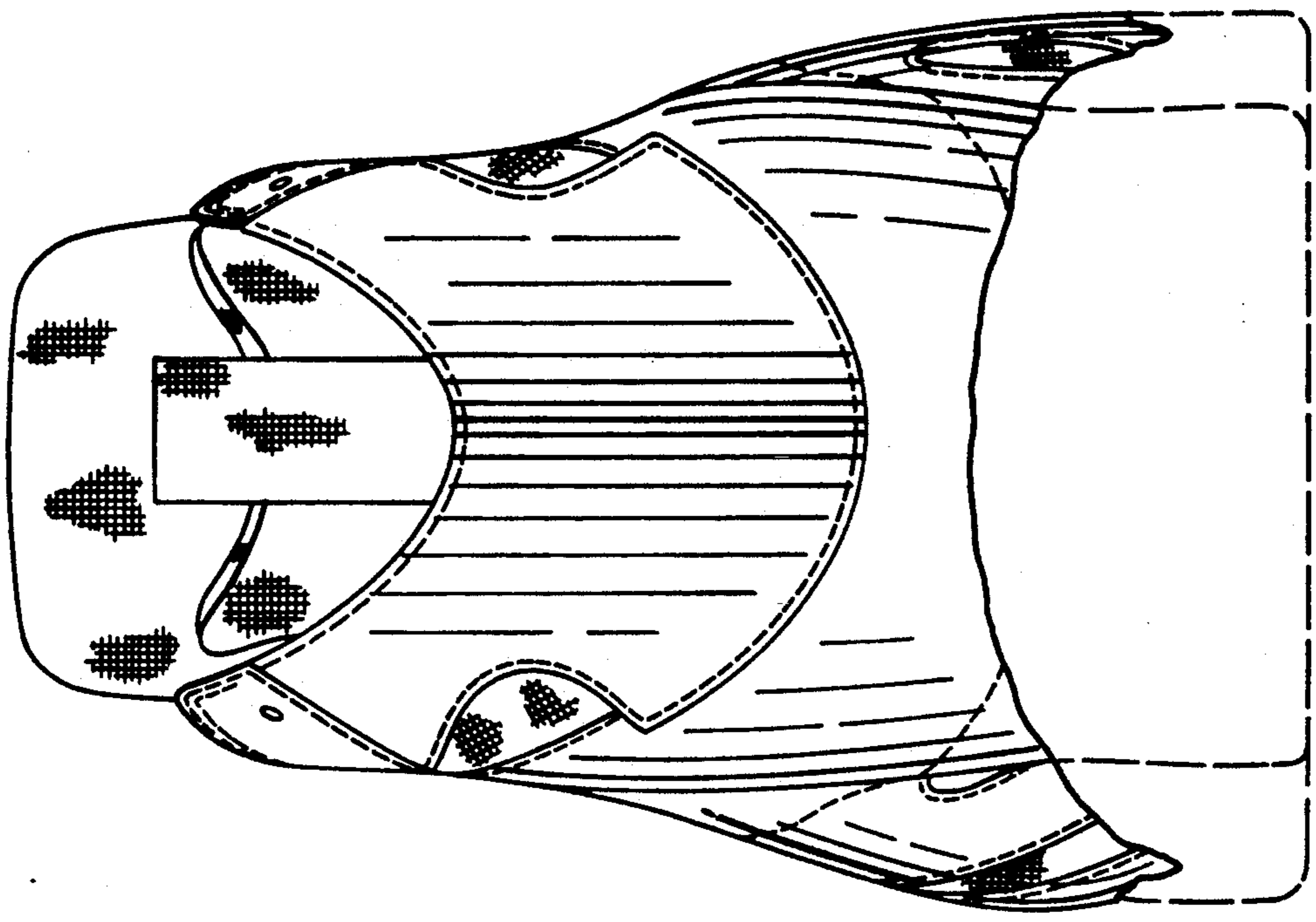


FIG. 4

