



US00D335015S

# United States Patent [19]

[11] Patent Number: **Des. 335,015**

Lozano

[45] Date of Patent: **\*\* Apr. 27, 1993**

[54] **SHOE MIDSOLE**

[75] Inventor: Sergio G. Lozano, Beaverton, Oreg.

[73] Assignees: Nike, Inc., Beaverton, Oreg.; Nike International, Ltd., Bermuda

[\*\*] Term: 14 Years

[21] Appl. No.: 877,126

[22] Filed: May 1, 1992

[52] U.S. Cl. .... D2/314

[58] Field of Search ..... D2/264, 265, 274, 311, D2/317, 322; 36/25 R, 28, 29, 32 R, 43-45, 59 R, 59 C, 83, 84, 89, 101-107, 112-114, 132, 136

[56] **References Cited**

**U.S. PATENT DOCUMENTS**

D. 311,810	11/1990	Hatfield	.....	D2/320
D. 312,918	12/1990	Aveni	.....	D2/314
D. 316,626	5/1991	Hatfield	.....	D2/320
D. 321,776	11/1991	Hatfield	.....	D2/314
D. 322,507	12/1991	Hatfield	.....	D2/314
D. 322,711	12/1991	Hatfield	.....	D2/314
D. 324,762	3/1992	Hatfield	.....	D2/318
D. 328,385	8/1992	Hatfield	.....	D2/314

**OTHER PUBLICATIONS**

"Air Raid" shoe on p. 26 of the Nike Fall 1992 catalog.

"Air Huarache" shoe on p. 82 of the Nike Fall 1992 catalog.

"Air Mach Force" shoes on p. 34 of the Nike Fall 1991 catalog.

"Air Bound" on p. 26 of the Nike Spring 1990 catalog. "Air Escape" shoes on p. 72 of the Nike Fall 1991 catalog.

*Primary Examiner*—Louis S. Zarfes  
*Attorney, Agent, or Firm*—Banner, Birch, McKie & Beckett

[57] **CLAIM**

The ornamental design for a shoe midsole, as shown and described.

**DESCRIPTION**

FIG. 1 is a side elevational view of one side of a shoe midsole embodying my new design;

FIG. 2 is a side elevational view of the other side of the midsole shown in FIG. 1;

FIG. 3 is a front elevational view of the midsole shown in FIG. 1;

FIG. 4 is a rear elevational view of the midsole shown in FIG. 1;

FIG. 5 is a partial cross-sectional view of the midsole shown in FIG. 1, taken on section line 5—5;

FIG. 6 is a partial cross-section of the midsole shown in FIG. 1, taken on section line 6—6;

FIG. 7 is a partial cross-section of the midsole shown in FIG. 1, taken on section line 7—7; and,

FIG. 8 is a partial cross-section of the midsole in FIG. 1, taken on line 8—8 appearing in FIG. 2.

The broken line showing of a shoe upper and outsole is for illustrative purposes and forms no part of the claimed design.


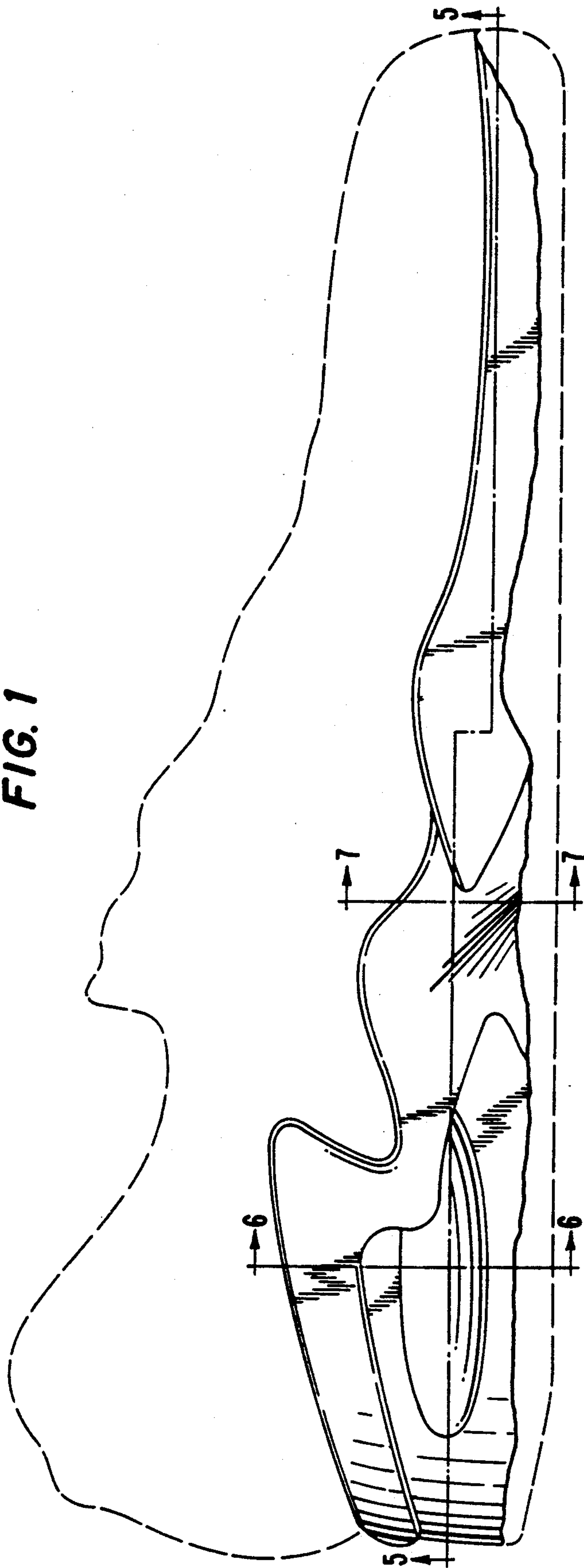


FIG. 1



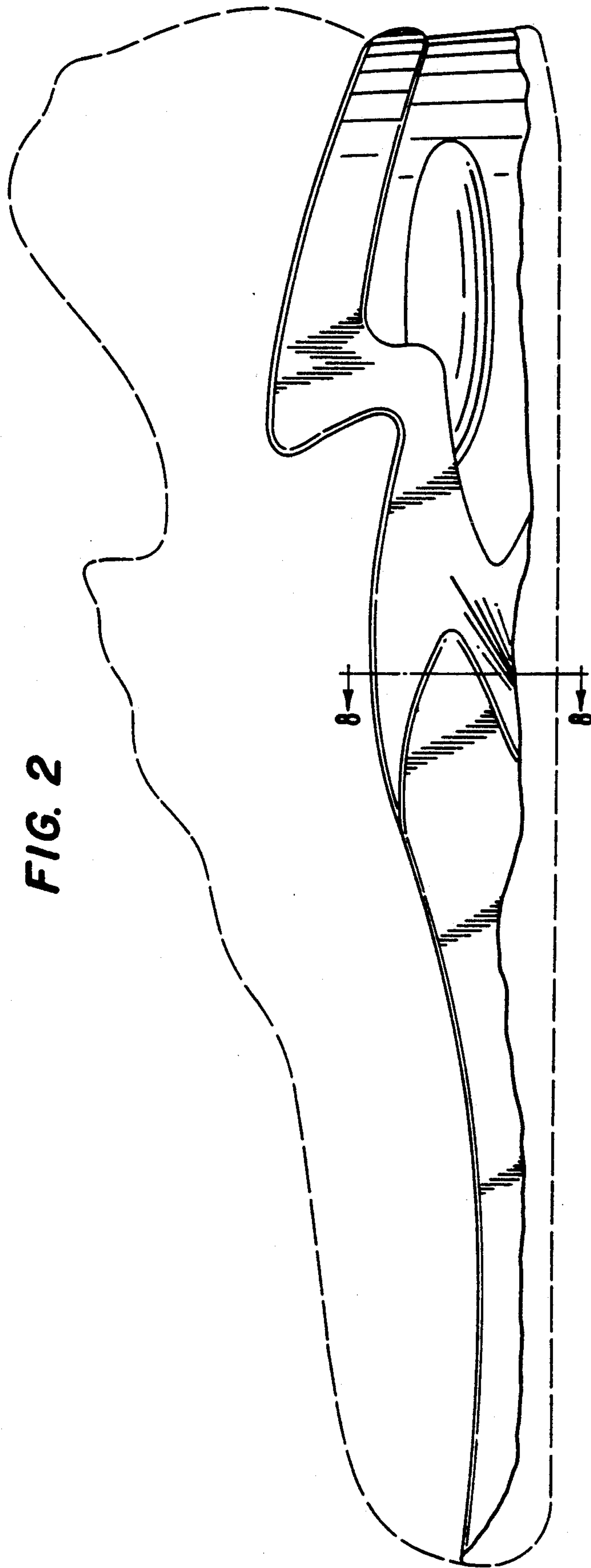
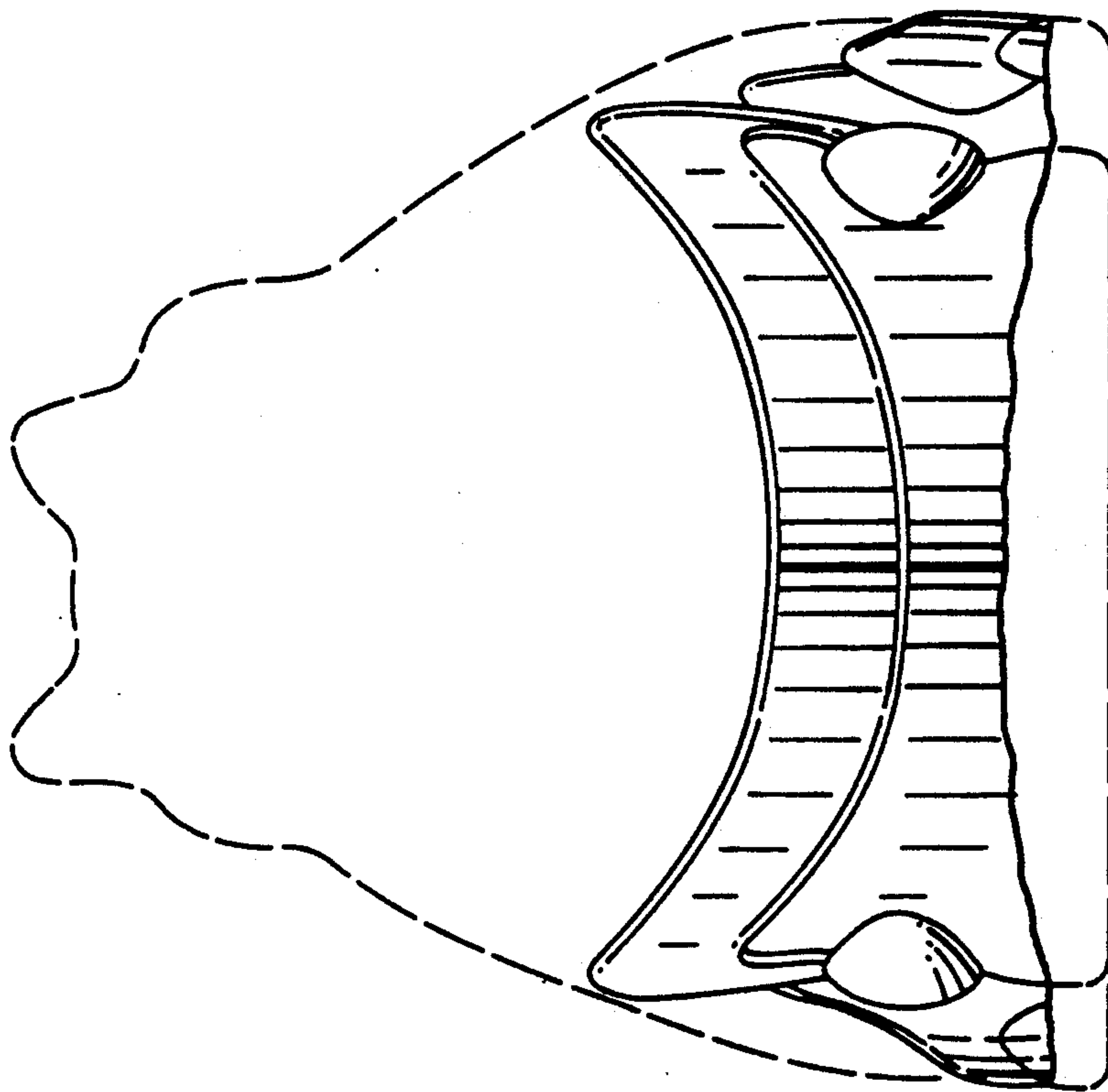


FIG. 2

**FIG. 4**



**FIG. 3**

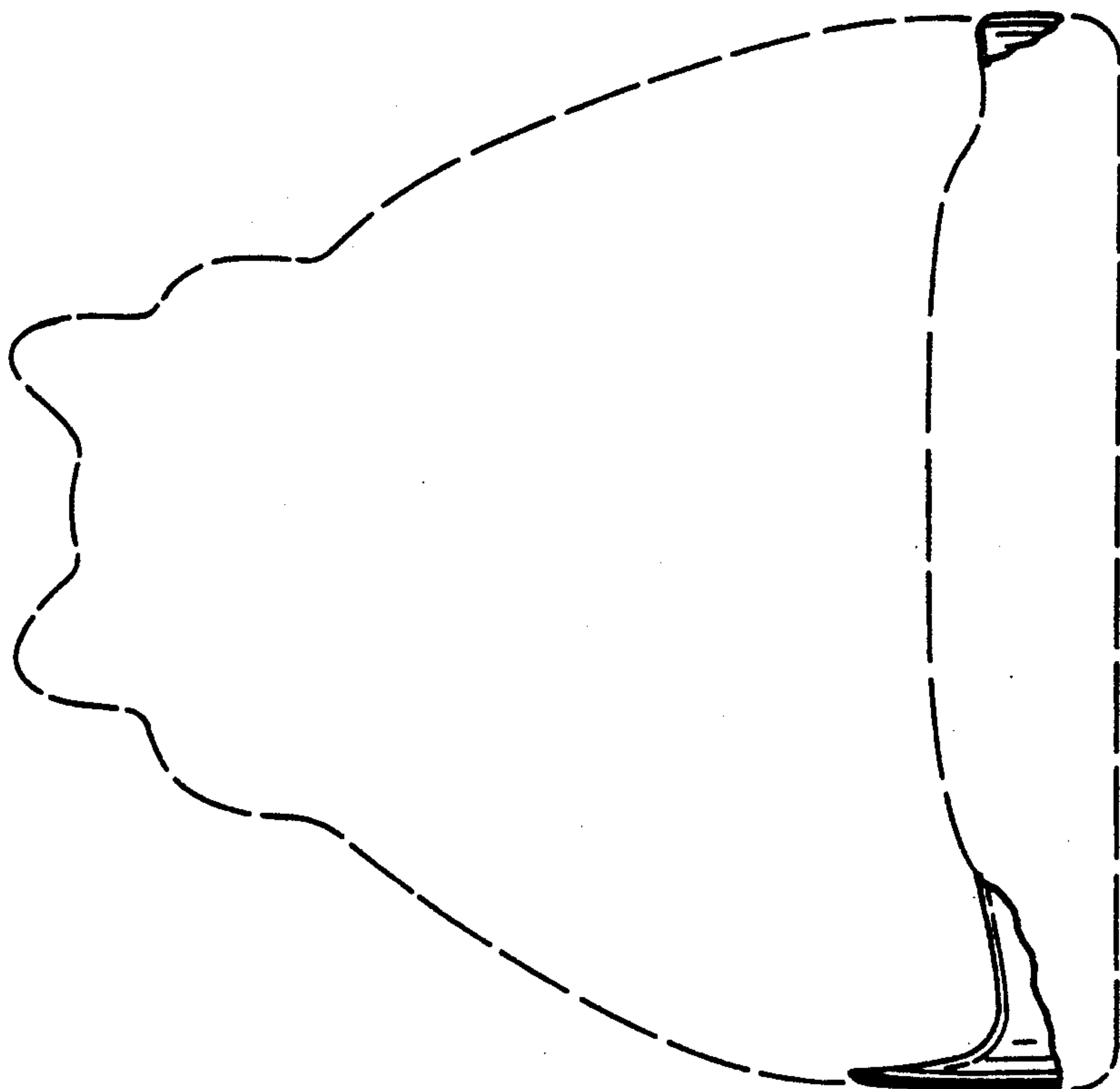


FIG. 5

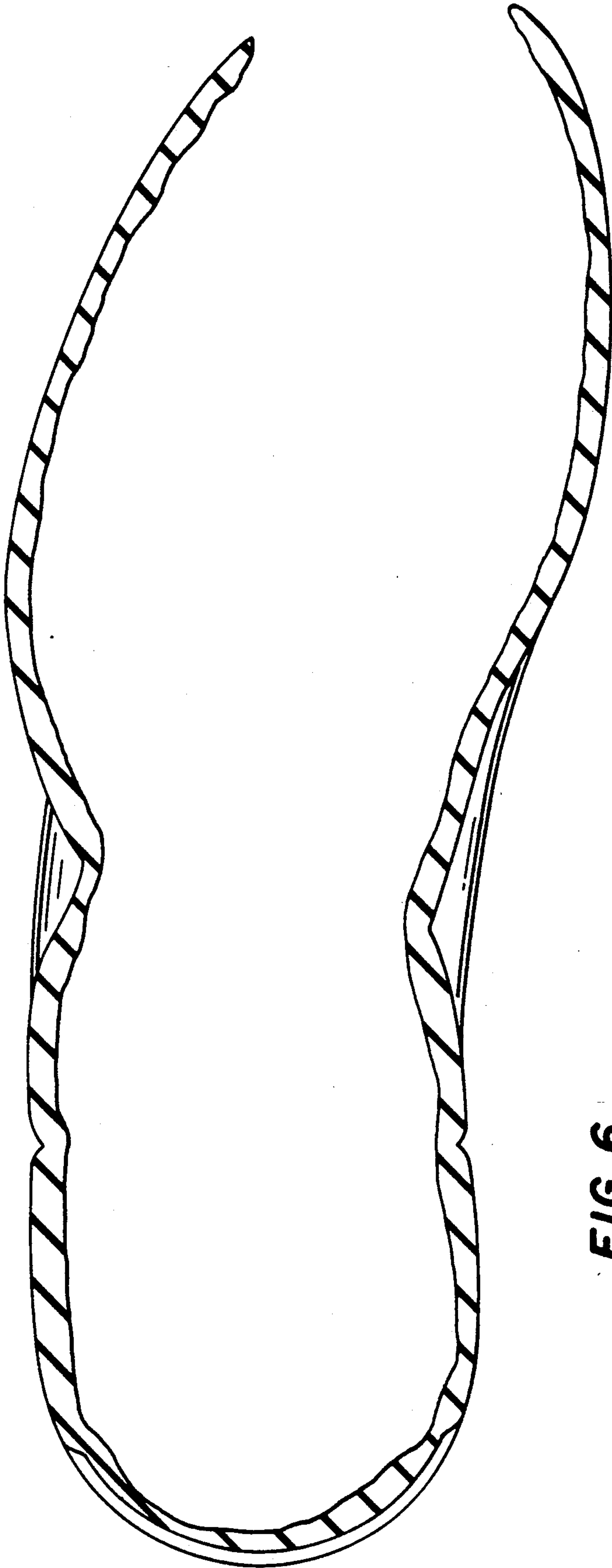


FIG. 6



FIG. 7



FIG. 8

