



US00D335011S

# United States Patent [19]

[11] Patent Number: **Des. 335,011**

Feldman

[45] Date of Patent: **\*\* Apr. 20, 1993**

[54] DUST PAN

D. 202,721 11/1965 Wenzlaff et al. .... D32/74  
2,782,615 2/1957 Johnson ..... 15/257.1

[75] Inventor: Alan Feldman, Salem, Va.

*Primary Examiner*—Wallace R. Burke  
*Assistant Examiner*—Lavone D. Tabor  
*Attorney, Agent, or Firm*—Kirschstein, Ottinger, Israel & Schiffmiller

[73] Assignee: Empire Brushes, Inc., Greenville, N.C.

[\*\*] Term: 14 Years

### [57] CLAIM

[21] Appl. No.: 633,479

The ornamental design for a dust pan, as shown and described.

[22] Filed: Dec. 26, 1990

[52] U.S. Cl. .... D32/74

### DESCRIPTION

[58] Field of Search ..... D7/691; D32/74; 15/105, 15/257.1-257.9

FIG. 1 is a top, perspective view of a dust pan showing my new design;

### [56] References Cited

#### U.S. PATENT DOCUMENTS

- D. 166,226 3/1952 Roop ..... D32/74
- D. 184,504 3/1959 Bliss ..... D32/74
- D. 194,055 11/1962 Eicholtz ..... D32/74

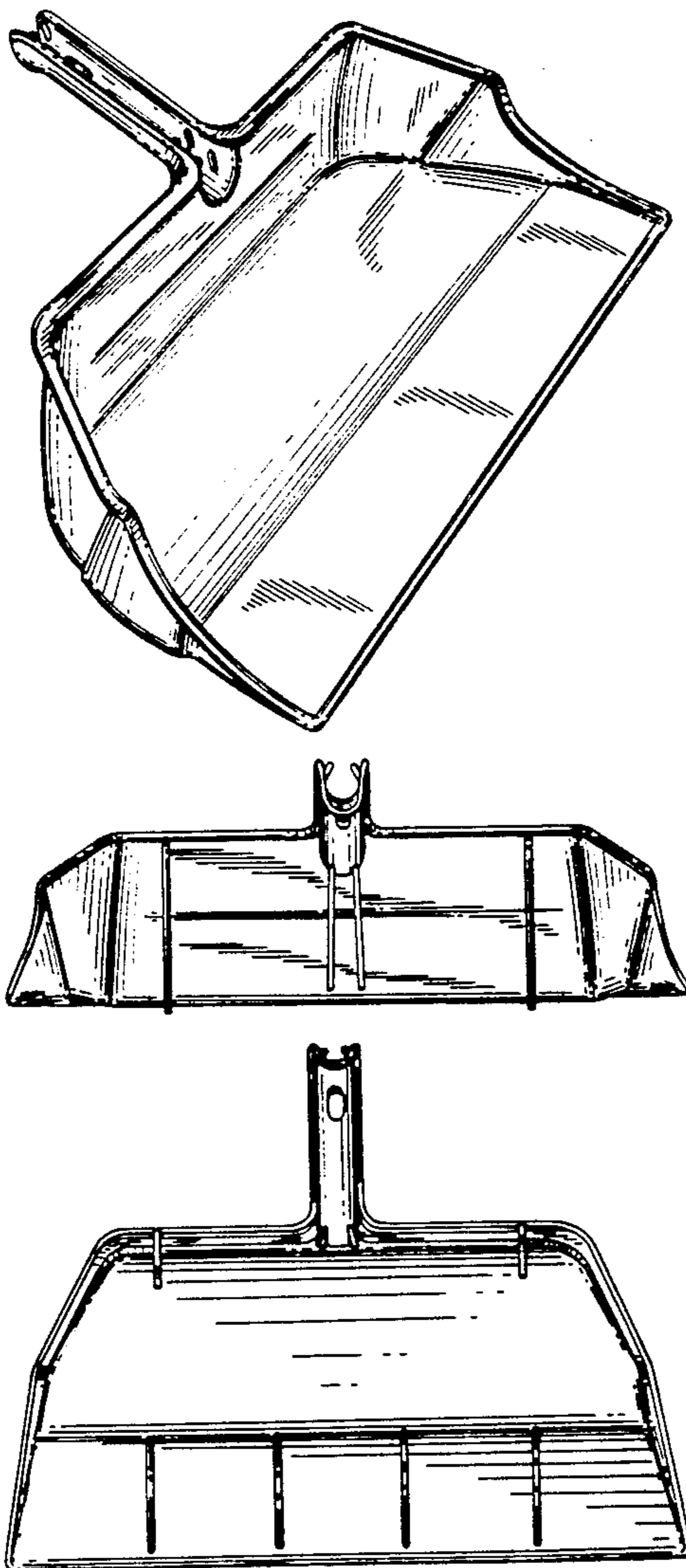
FIG. 2 is a side elevational view thereof, the opposite side being a mirror image;

FIG. 3 is a top plan view thereof;


FIG. 4 is a front elevational view thereof;

FIG. 5 is a rear elevational view thereof; and,


FIG. 6 is a bottom plan view thereof.




*FIG. 1*



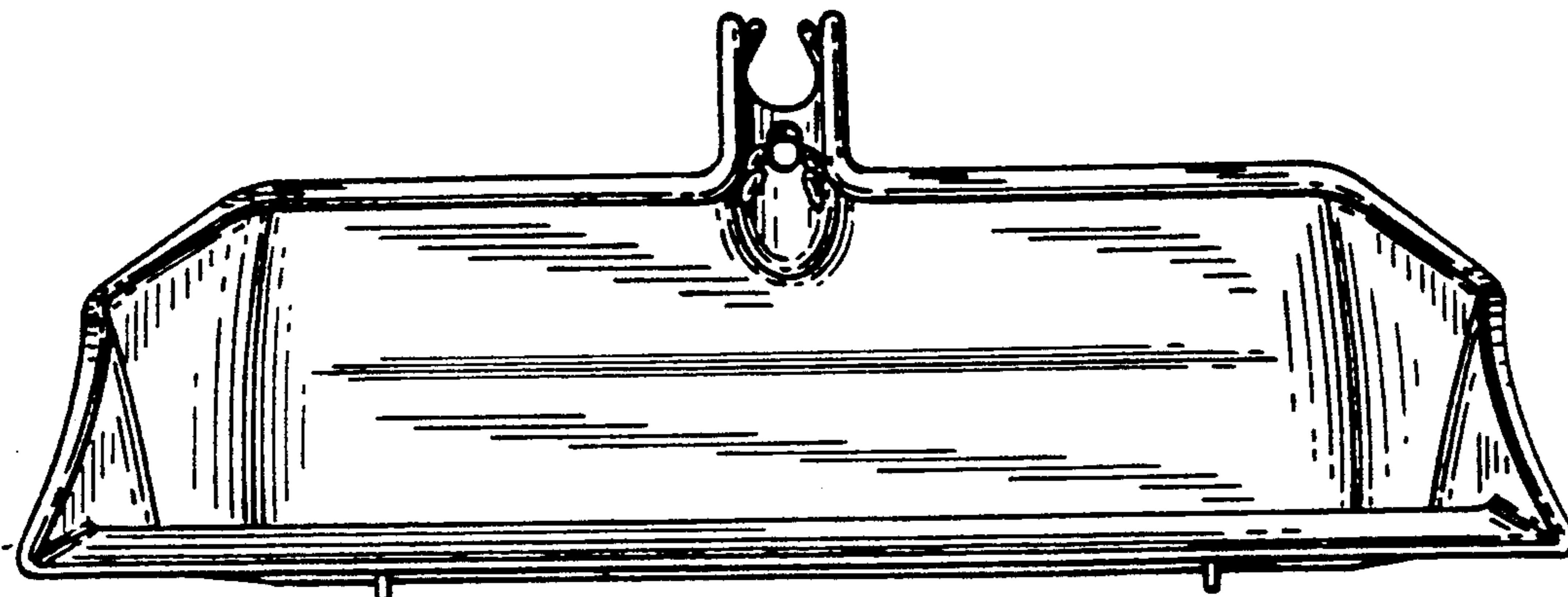
*FIG. 2*



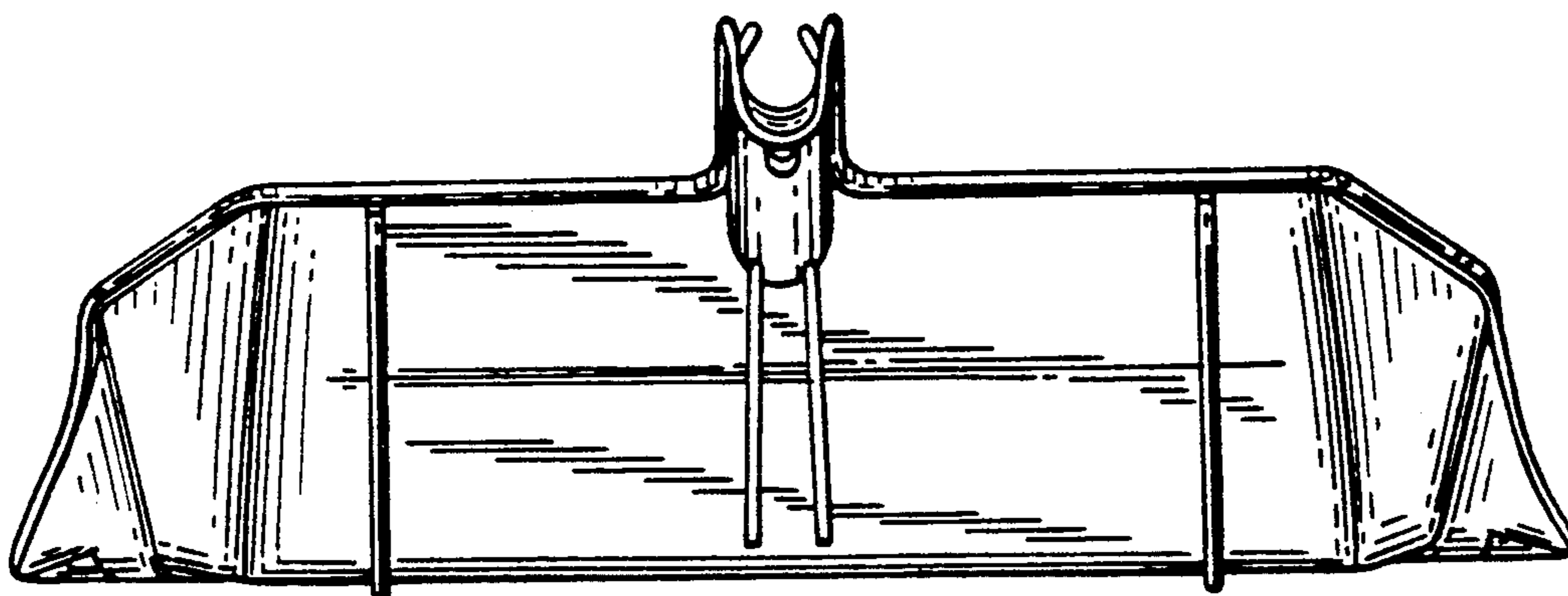
*FIG. 3*



*FIG. 4*



*FIG. 5*



*FIG. 6*

