



US00D335009S

# United States Patent [19]

[11] Patent Number: Des. 335,009

Kunkel

[45] Date of Patent: \*\* Apr. 20, 1993

[54] PAIL CADDY

[76] Inventor: **Larry K. C. Kunkel**, #301, 1655 Haro St., Vancouver, British Columbia, Canada, V6G-1G9

[\*\*] Term: **14 Years**

[21] Appl. No.: **278,539**

[22] Filed: **Dec. 1, 1988**

[52] U.S. Cl. .... **D32/54; 248/211; D32/53.1; D8/373**

[58] Field of Search ..... **D8/367, 349, 370, 499, D8/373; D32/54, 53.1, 55; 248/211**

[56] **References Cited**

### U.S. PATENT DOCUMENTS

79,853	7/1868	Pattee .....	248/211
D. 112,262	11/1938	Wackwitz .....	D32/54
D. 176,517	1/1956	Howard .....	D32/54 X

D. 205,443	8/1966	Layman .....	D32/53.1
1,265,471	5/1918	Martin .....	248/211
1,406,087	2/1922	Ryan .....	248/211
1,661,837	3/1928	Little .....	248/211
2,519,980	8/1950	Renz .....	248/211
2,884,216	4/1959	Jorcks .....	248/211
2,991,037	7/1961	Becker, Jr. ....	248/211
3,737,188	6/1973	Myers .....	248/211 X

*Primary Examiner*—Horace B. Fay, Jr.

### [57] CLAIM

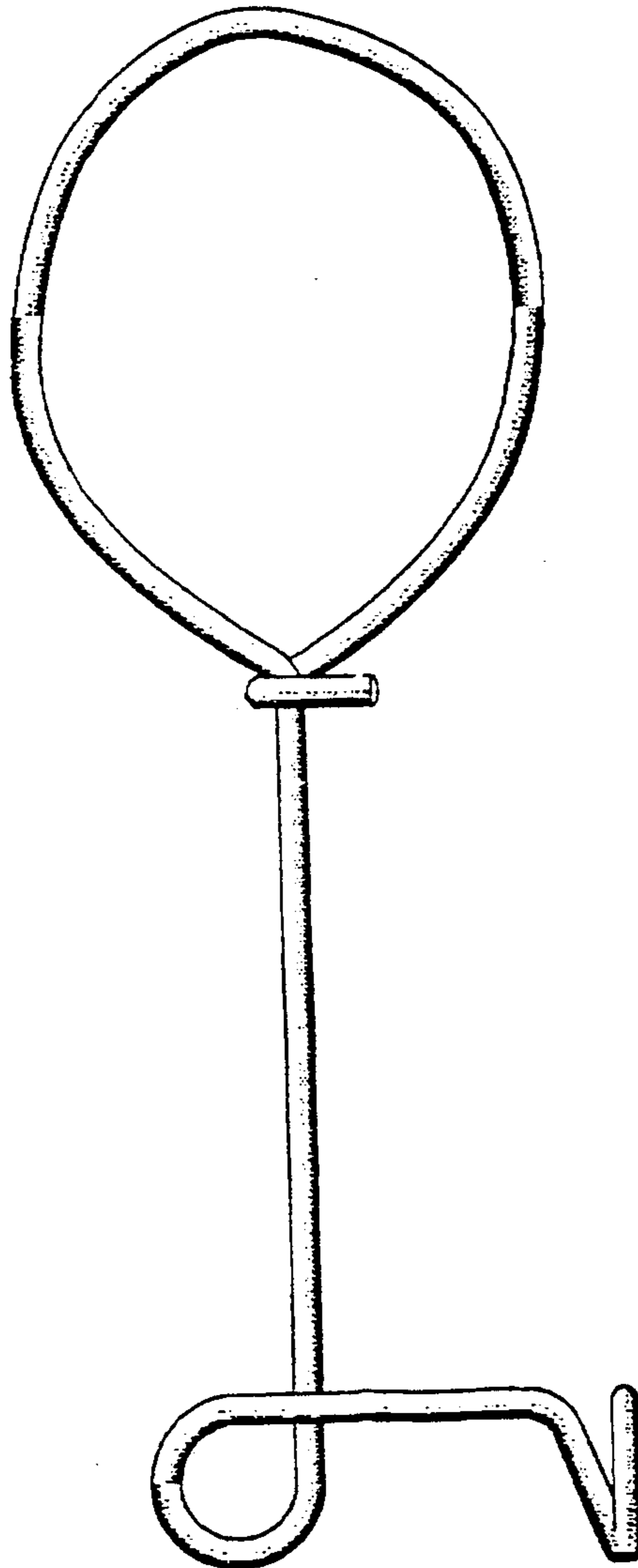
The ornamental design for a pail caddy, as shown and described.

### DESCRIPTION

FIG. 1 is a front elevational view of a pail caddy showing my new design;

FIG. 2 is a rear elevational view thereof; and,

FIG. 3 is a side elevational view thereof; the side opposite being a mirror image.



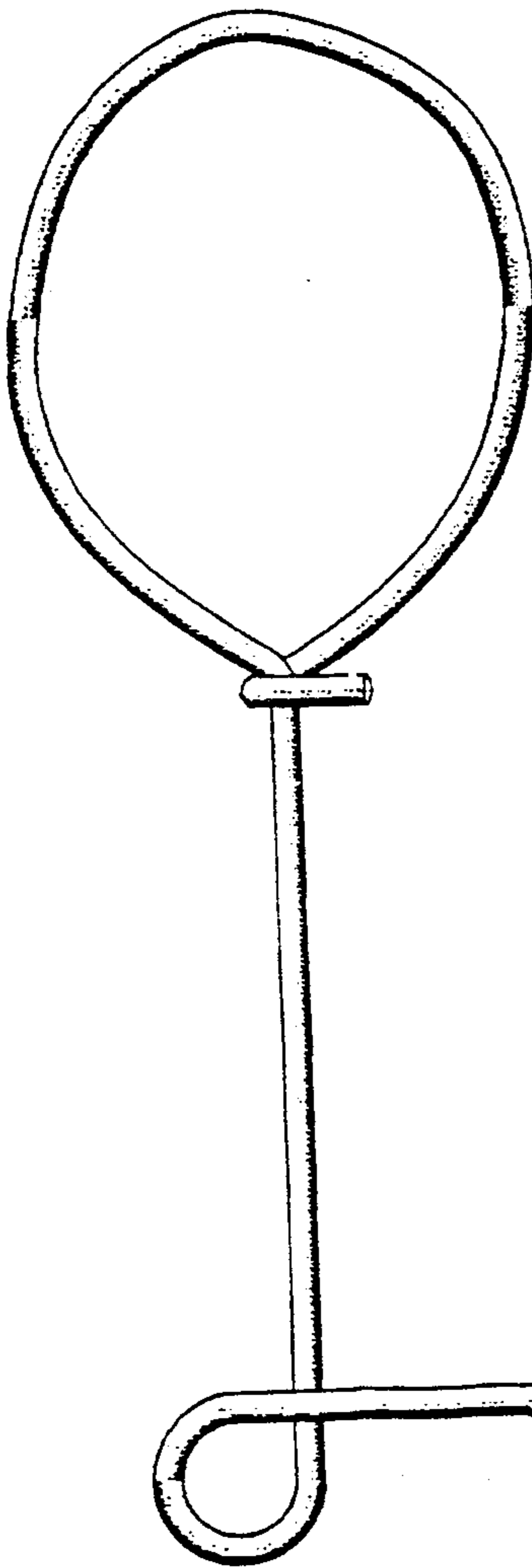


fig. 1

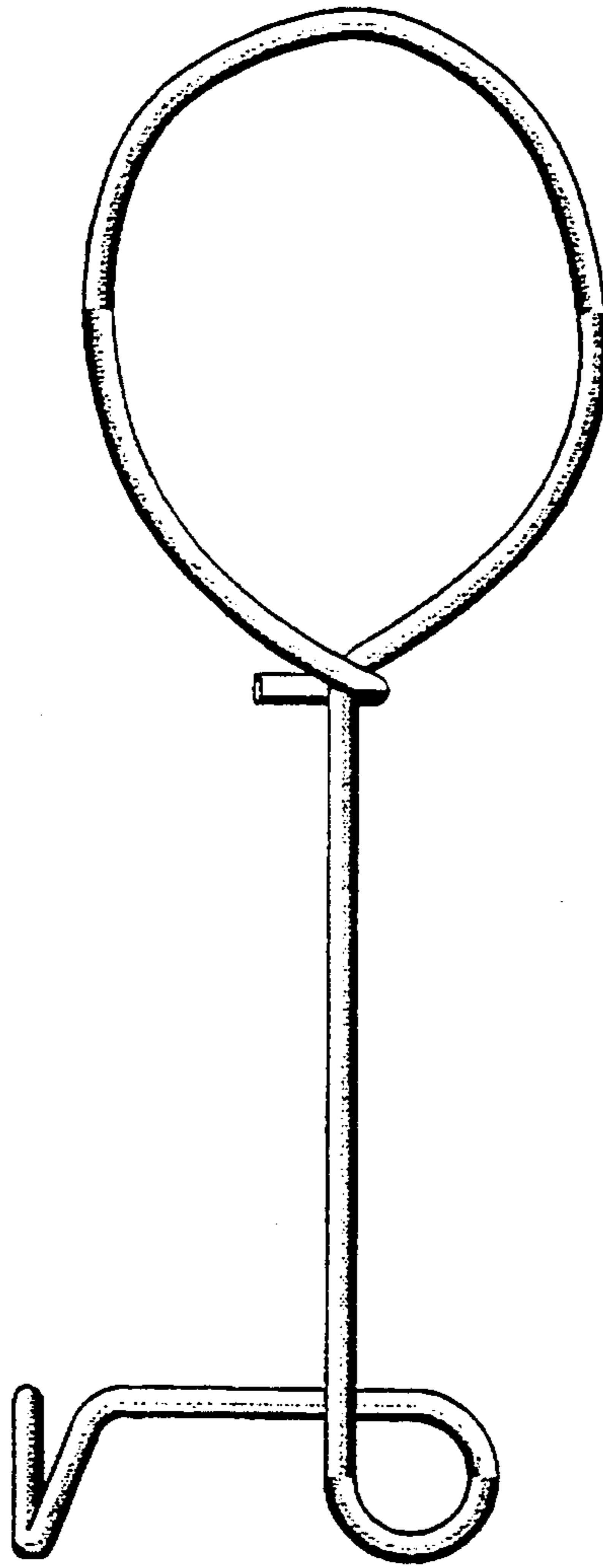


fig. 2

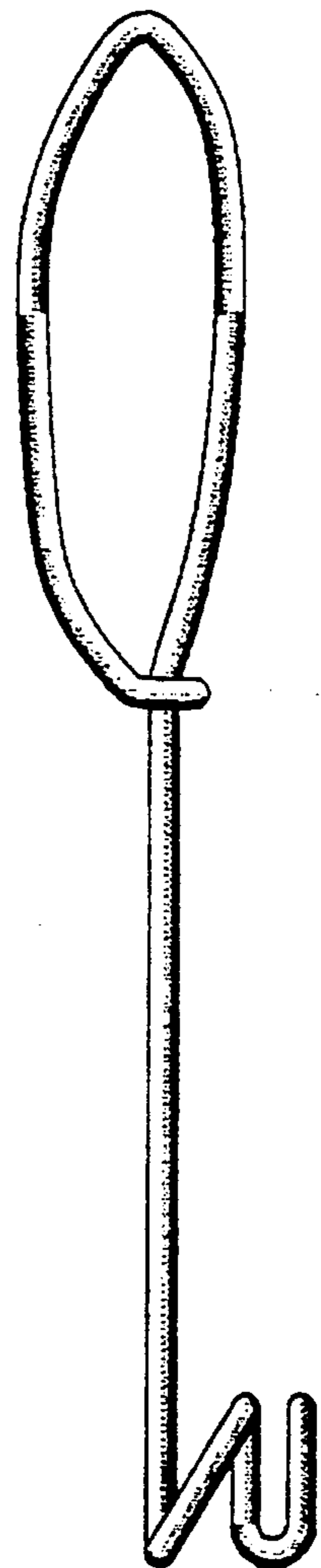


fig. 3