



US00D335008S

United States Patent [19]

[11] Patent Number: **Des. 335,008**

Abel

[45] Date of Patent: **** Apr. 20, 1993**

[54] **CLOTHES AND SHOE HOLDER FOR CLOTHES DRYER**

4,530,168 7/1985 Petre .
4,677,760 7/1987 St. Louis .
4,702,016 10/1987 Grigsby et al. .
4,813,641 3/1989 Wilson .

[76] Inventor: **David L. Abel**, 706 Anthony, Muskogee, Okla. 74403

FOREIGN PATENT DOCUMENTS

[**] Term: **14 Years**

867107 5/1961 United Kingdom 383/22

[21] Appl. No.: **506,009**

Primary Examiner—Wallace R. Burke
Assistant Examiner—Lavone D. Tabor
Attorney, Agent, or Firm—Staas & Halsey

[22] Filed: **Apr. 9, 1990**

[52] U.S. Cl. **D32/36**

[57] CLAIM

[58] Field of Search D3/30.1, 106; D32/25, D32/35, 36; 383/11, 21, 22, 100-102, 117, 127; 34/133 R, 151, 197, 202

The ornamental design for clothes and shoe holder for clothes dryer, as shown.

[56] References Cited

DESCRIPTION

U.S. PATENT DOCUMENTS

D. 265,523 7/1982 Mermer D3/106
2,443,695 6/1948 Russell .
2,446,234 8/1948 Lieber .
2,628,432 2/1953 Morrison .
3,256,616 6/1966 McGoldrick .
3,287,820 11/1966 Gibson .
3,316,659 5/1967 Lauck .
3,344,532 10/1967 Bigler .
3,372,724 3/1968 Rouse 383/11
3,724,095 4/1973 Laue et al. .
4,091,548 5/1978 Dailey .
4,109,397 8/1978 Dailey .

FIG. 1 is a front elevational view of the clothes and shoe holder for clothes dryer showing my design; FIG. 2 is a rear elevational view thereof; FIG. 3 is a side elevational view thereof, the opposite side being a mirror image; and, FIG. 4 is a perspective view thereof, shown with the straps in an alternate position. The broken lines shown along the border of the pouch and at both ends of the straps represent conventional stitching. The crosshatched pattern which is partially shown for ease of illustration, represents a mesh fabric and is understood to repeat throughout the areas indicated.

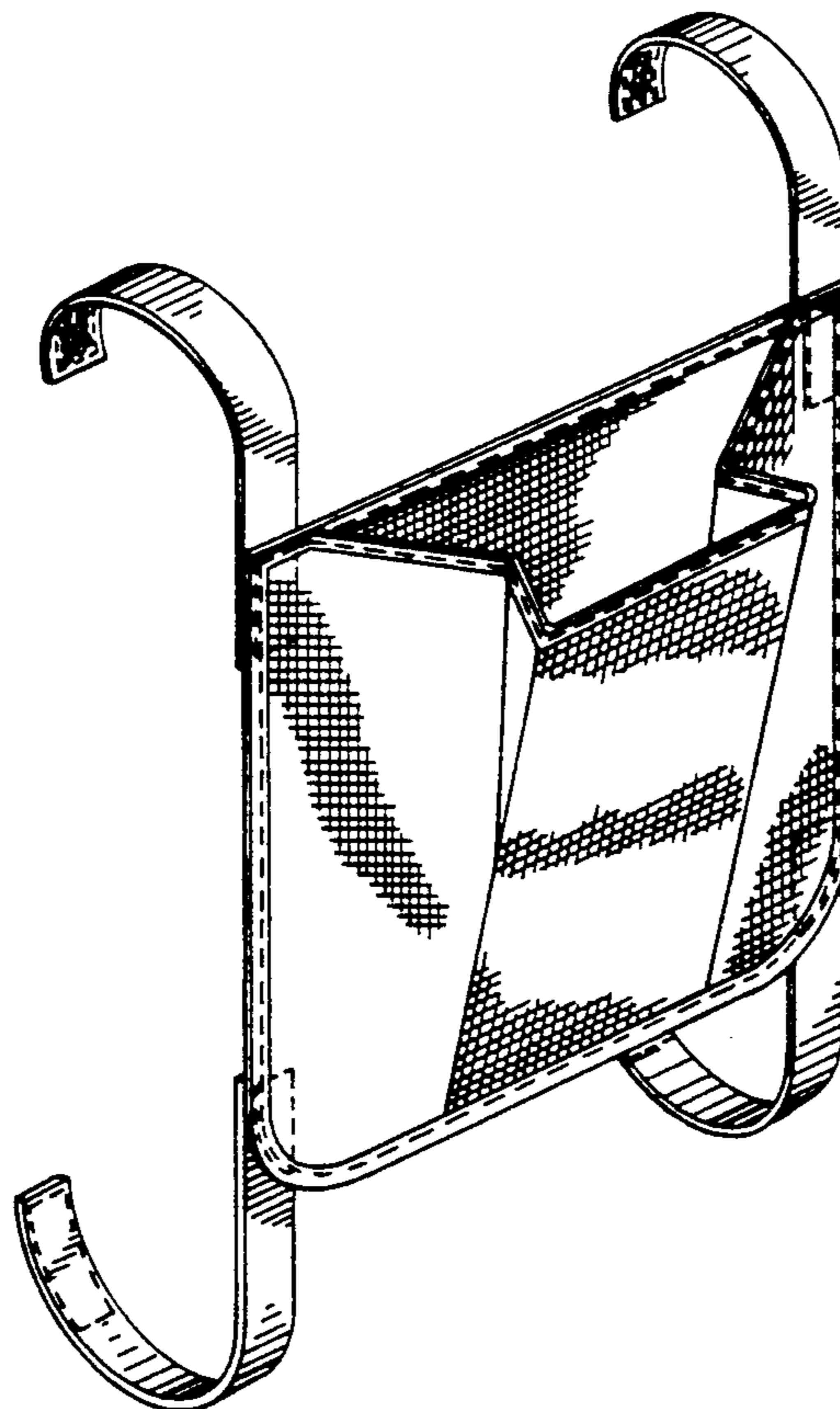


FIG. 1

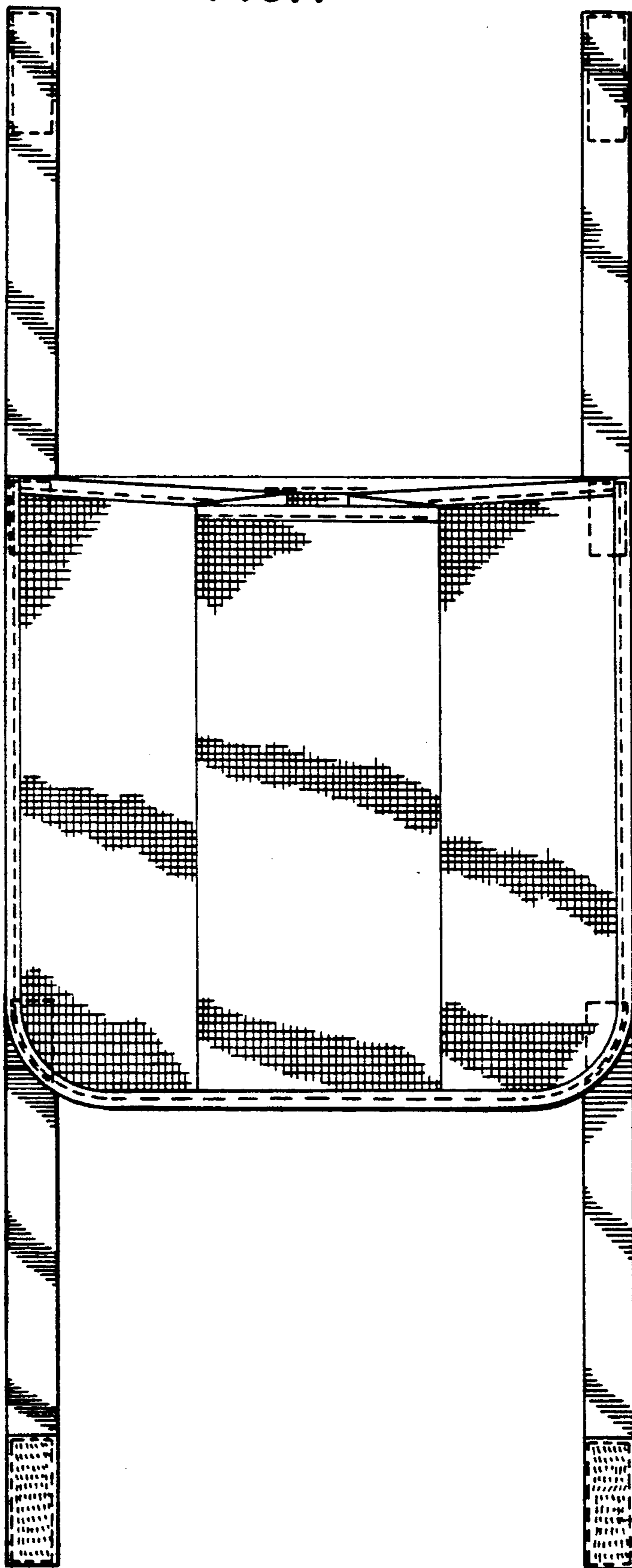


FIG. 2

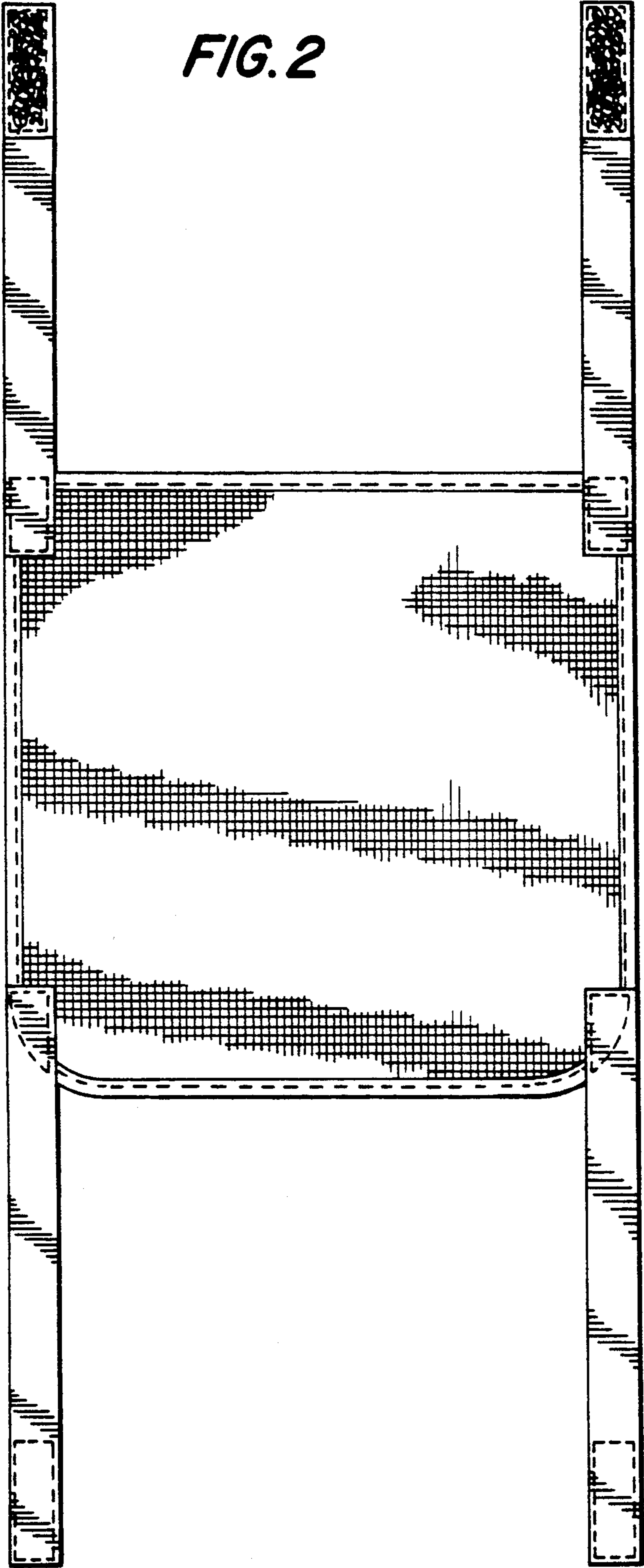


FIG. 3



FIG. 4

