



US00D335002S

United States Patent [19]

[11] Patent Number: **Des. 335,002**

Read et al.

[45] Date of Patent: **** Apr. 20, 1993**

[54] **PET SHELTER**

[76] Inventors: **Philip E. Read; Valerie Read**, both of
16711 76th Ave. W., Edmonds,
Wash. 98026

[**] Term: **14 Years**

[21] Appl. No.: **766,703**

[22] Filed: **Sep. 26, 1991**

[52] U.S. Cl. **D30/108; D30/161;**
D11/145; D25/15

[58] Field of Search **D30/108-109,**
D30/118-120, 161; 119/15, 16, 19; D25/1, 15,
30; D11/145

4,788,934 12/1988 Fetter D30/119
4,884,376 12/1989 DeBlock et al. D25/15
4,989,546 2/1991 Cannaday 119/19

FOREIGN PATENT DOCUMENTS

11748 of 1911 United Kingdom 119/19

Primary Examiner—A. Hugo Word
Assistant Examiner—CathyAnne MacCormac
Attorney, Agent, or Firm—Christensen, O'Connor,
Johnson & Kindness

[57] CLAIM

The ornamental design for a pet shelter, as shown and described.


[56] References Cited

U.S. PATENT DOCUMENTS

D. 202,058	8/1965	D'Amato	D11/145
D. 268,996	5/1983	Elleby, Jr. et al.	D11/145
D. 308,495	6/1990	Honeycutt	D25/15
D. 320,952	10/1991	Lang	D25/15
2,718,210	9/1955	Bonham	119/19
4,021,975	5/1977	Calkins	119/19
4,038,791	8/1977	Atkinson	D11/145
4,561,227	12/1985	Austin	D25/30

DESCRIPTION

FIG. 1 is a top front perspective view of a pet shelter showing our new design;
FIG. 2 is a front elevational view thereof;
FIG. 3 is a right side elevational view thereof;
FIG. 4 is a left side elevational view thereof;
FIG. 5 is a rear elevational view thereof; and,
FIG. 6 is a bottom plan view thereof.
It is to be understood that the shingles in FIGS. 1 and 2 continue throughout the entire surface of the roof.



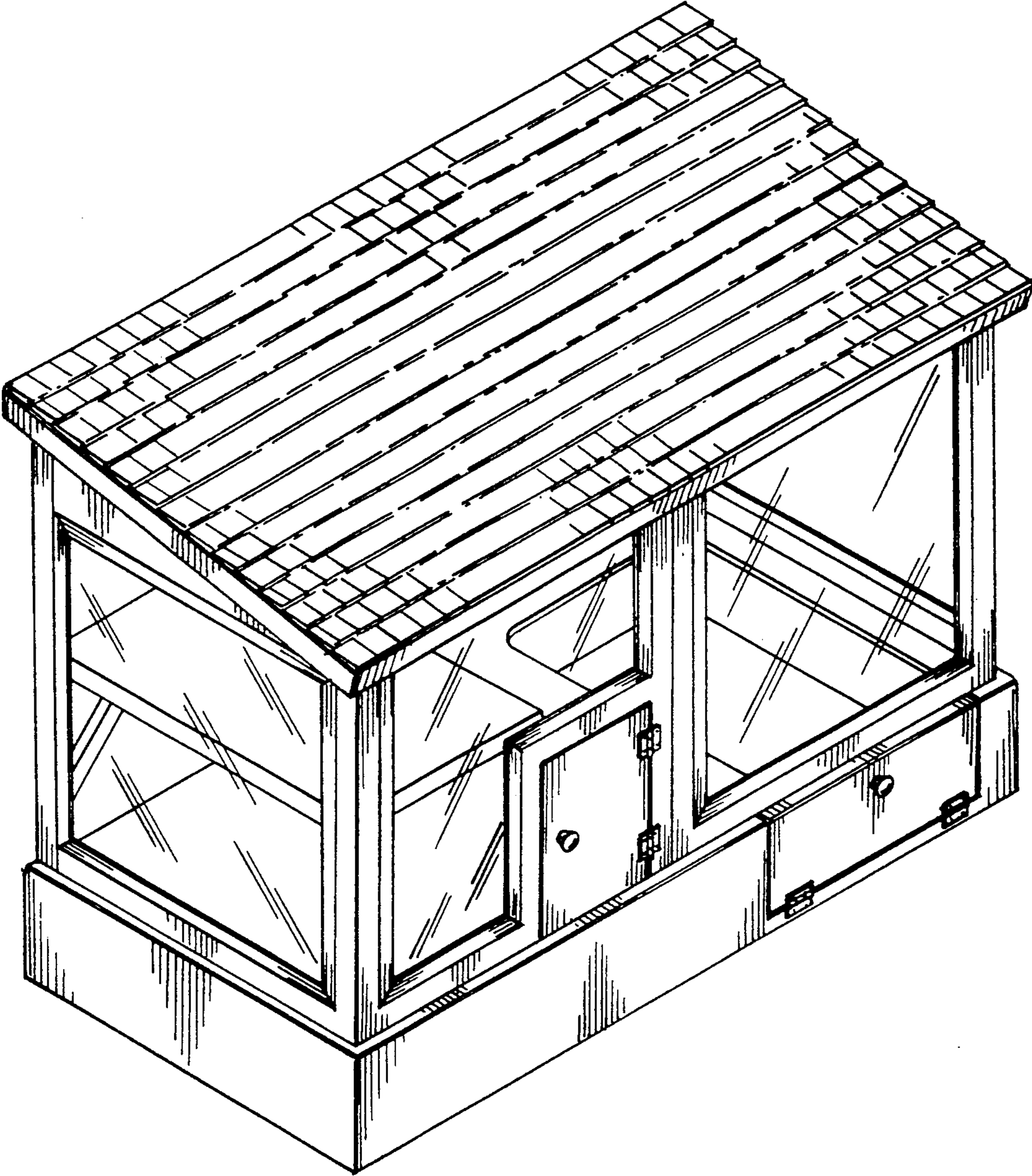


Fig. 1.

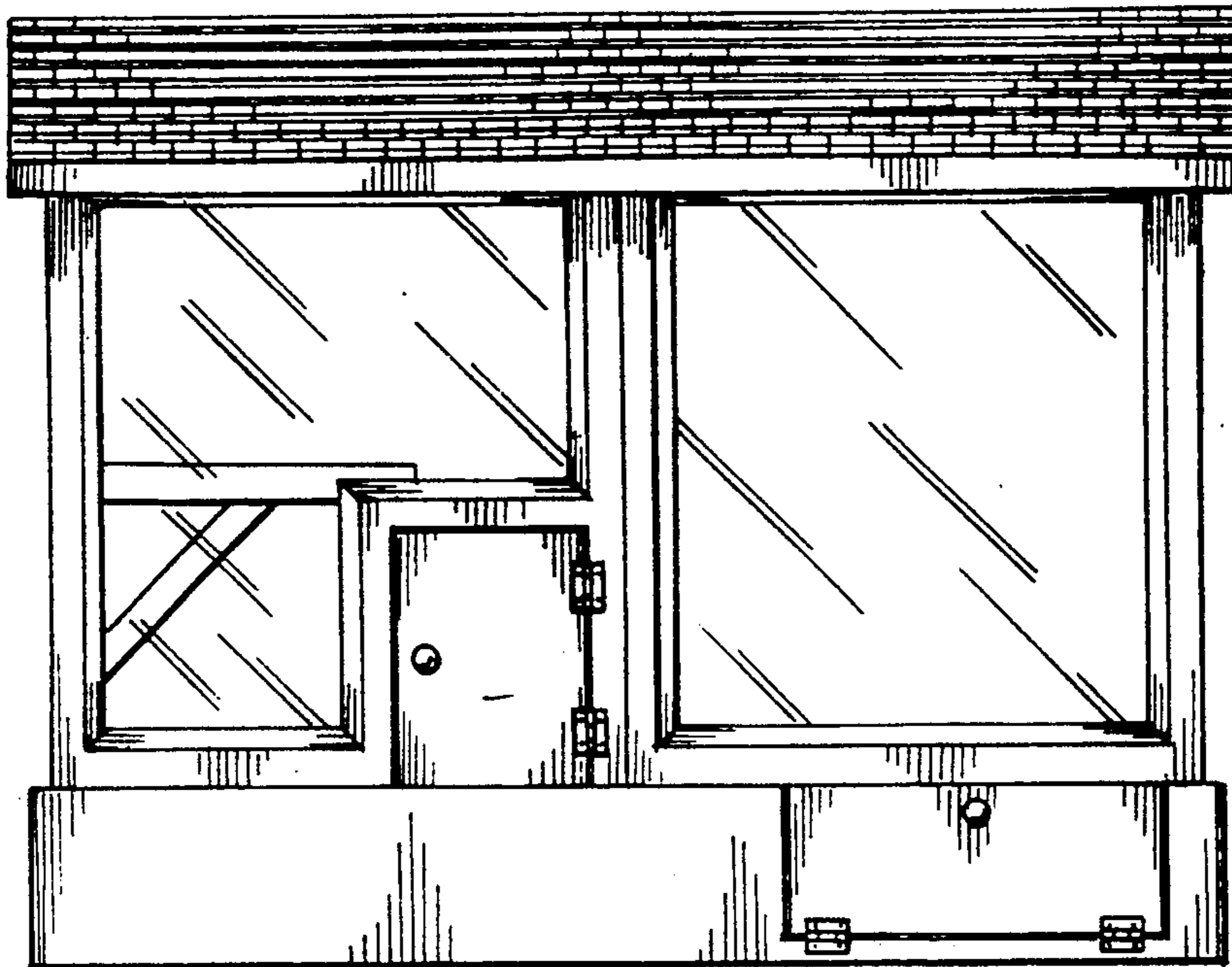


Fig. 2.

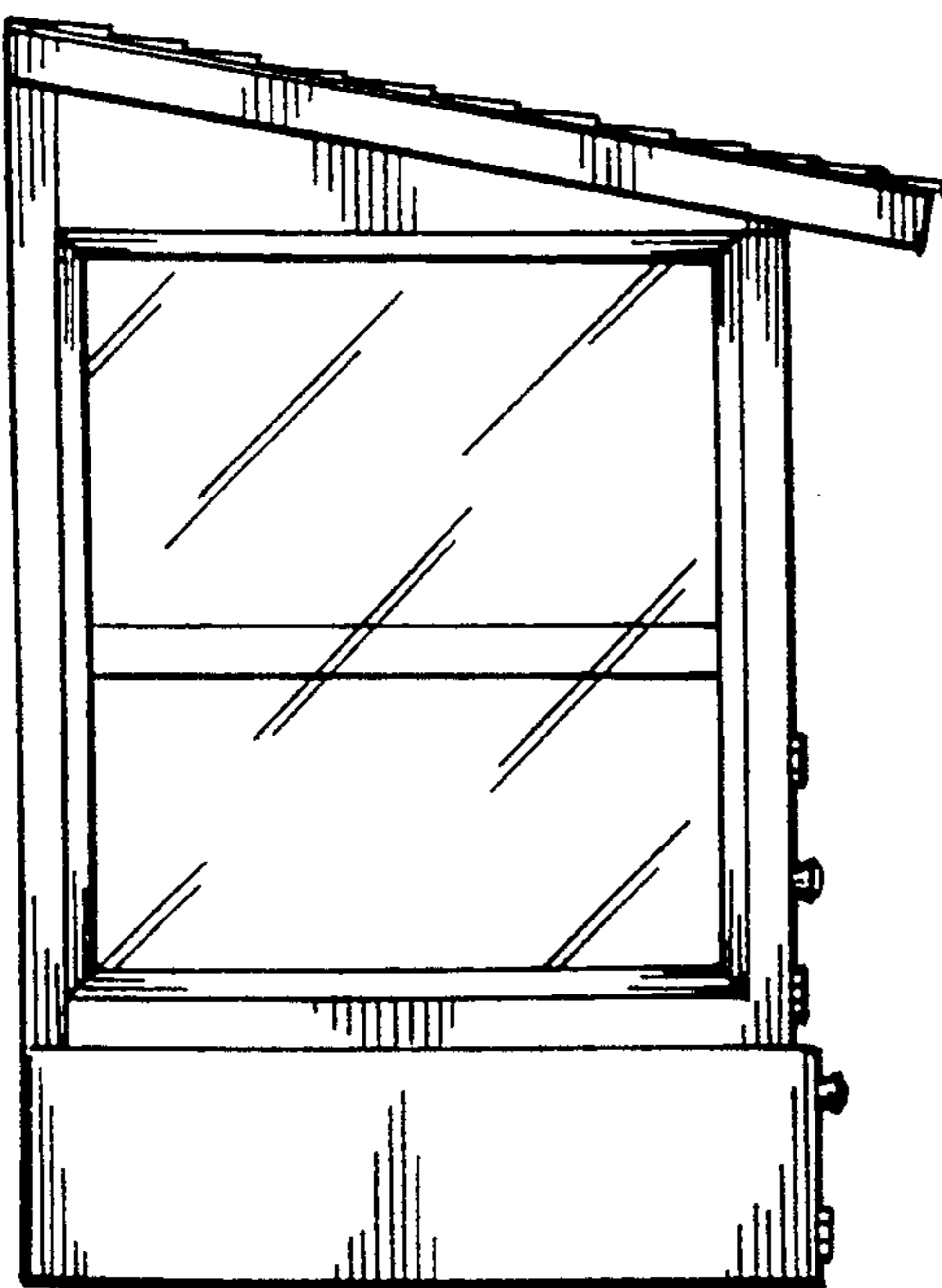


Fig. 3.




Fig. 4.




Fig. 5.

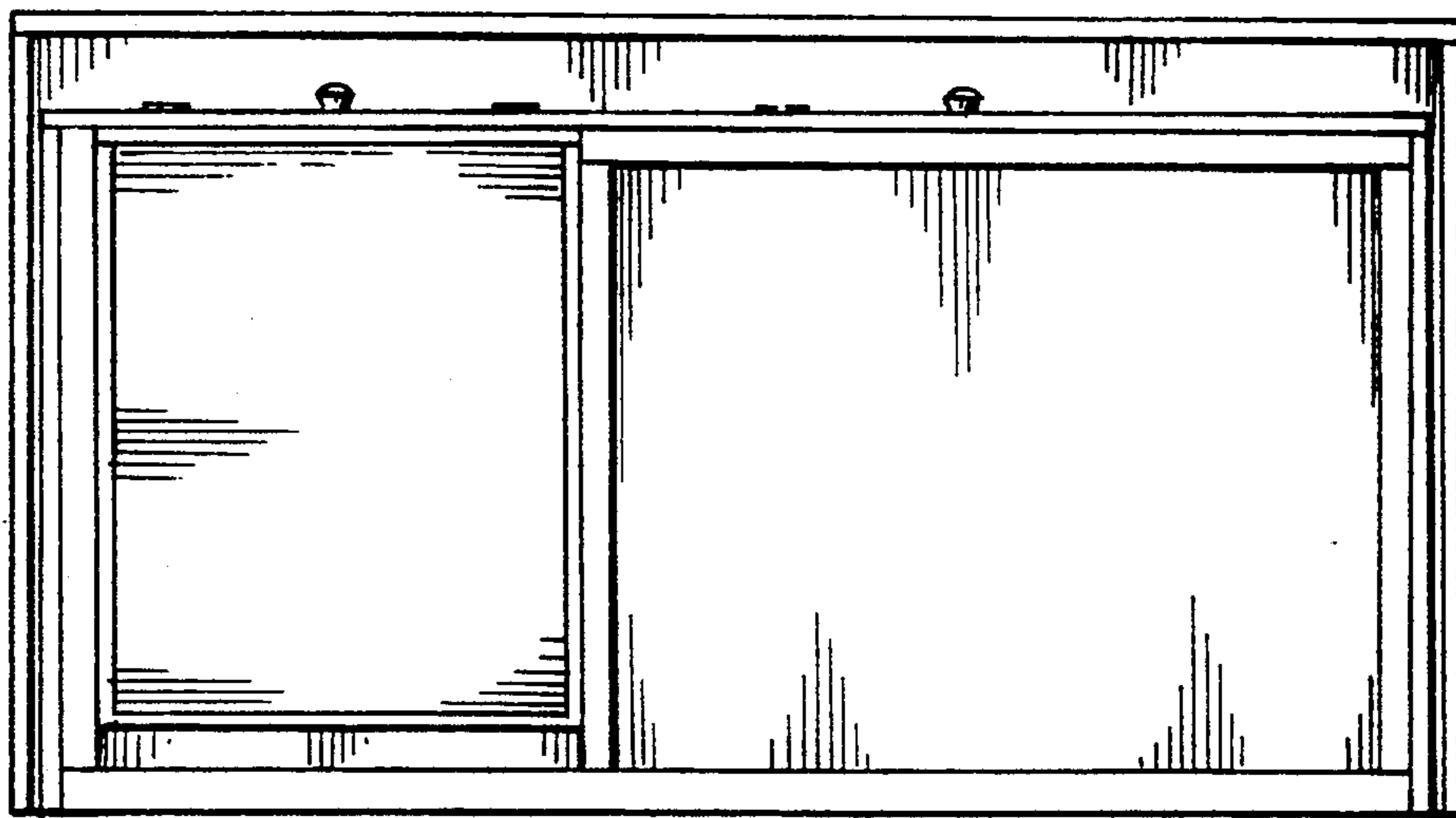


Fig. 6.