



US00D335000S

United States Patent [19]

[11] Patent Number: **Des. 335,000**

Johnson

[45] Date of Patent: **** Apr. 20, 1993**

[54] **KNEE PROTECTOR**

[76] Inventor: **Kathaleen Johnson, 2300 NE. 33rd Ave. #302, Ft. Lauderdale, Fla. 33305**

[**] Term: **14 Years**

[21] Appl. No.: **459,577**

[22] Filed: **Jan. 2, 1990**

[52] U.S. Cl. **D29/10; D24/190**

[58] Field of Search **D29/10, 20, 99; 36/2 R; D24/190, 192; 2/2, 22-24, 16, 20, 62, 267, 242, 61-62, 46, 59; 128/80 R, 80 C**

[56] **References Cited**

U.S. PATENT DOCUMENTS

D. 261,821	11/1981	Hubbard et al.	D24/189
D. 310,433	9/1990	Zierke	D29/10
D. 312,147	11/1990	Lapin	D29/10
356,502	1/1887	Rauh	2/62
1,896,561	2/1933	Ruth	2/24
2,306,062	12/1942	Katz	2/20
2,626,394	1/1953	Davis	D29/10
2,645,776	7/1953	Kiler	2/20

2,650,362	9/1953	Musgrave	2/24
2,794,982	6/1957	Kay	2/24
3,445,861	5/1969	Slimovitz	2/20
4,120,052	10/1978	Butler	2/16
4,333,181	6/1982	Corriero	2/24
4,627,109	12/1986	Carabelli et al.	2/44
4,805,239	2/1989	Ciago	D29/10
4,879,765	11/1989	Bailie et al.	2/62
4,953,569	9/1990	Lonardo	2/16

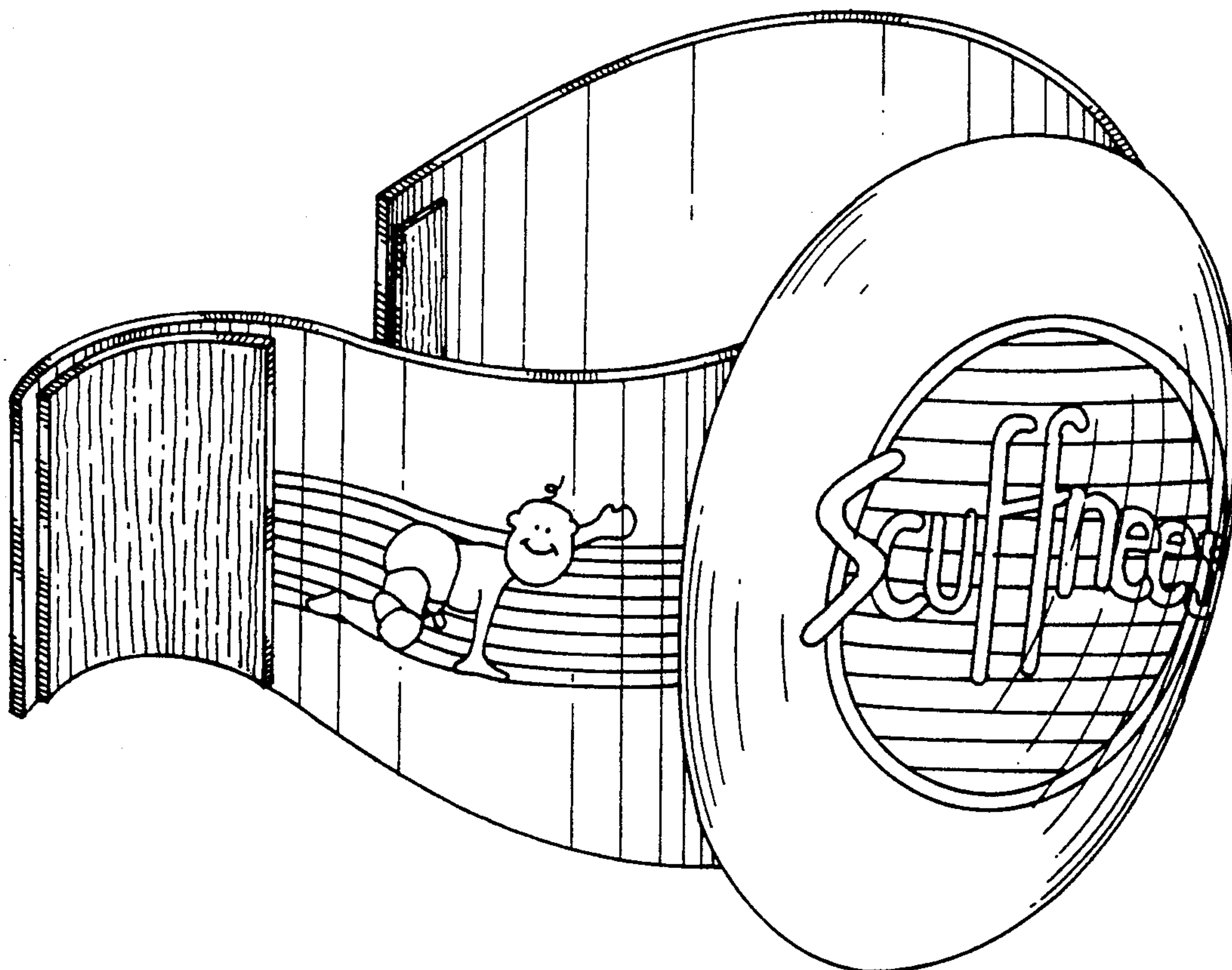
Primary Examiner—Louis S. Zarfes
Assistant Examiner—Ruth McInroy
Attorney, Agent, or Firm—Terry M. Gernstein

[57] CLAIM

The ornamental design for a knee protector, as shown and described.

DESCRIPTION

FIG. 1 is a perspective view of a knee protector showing my new design;
FIG. 2 is a top plan view thereof;
FIG. 3 is a side elevational view thereof; the opposite side being a mirror image;
FIG. 4 is a bottom plan view thereof; and,
FIG. 5 is an end elevational view thereof.



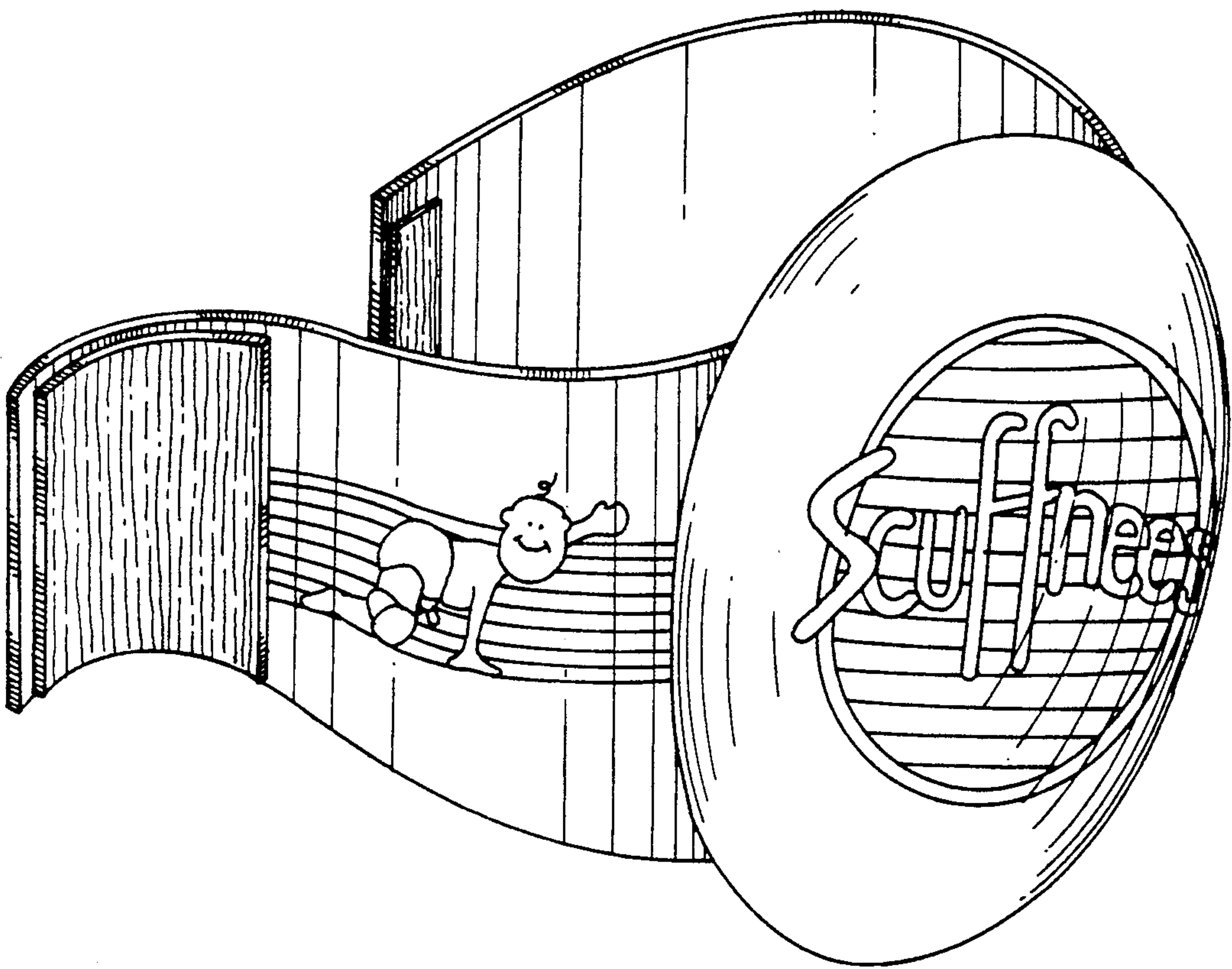


FIG. 1.

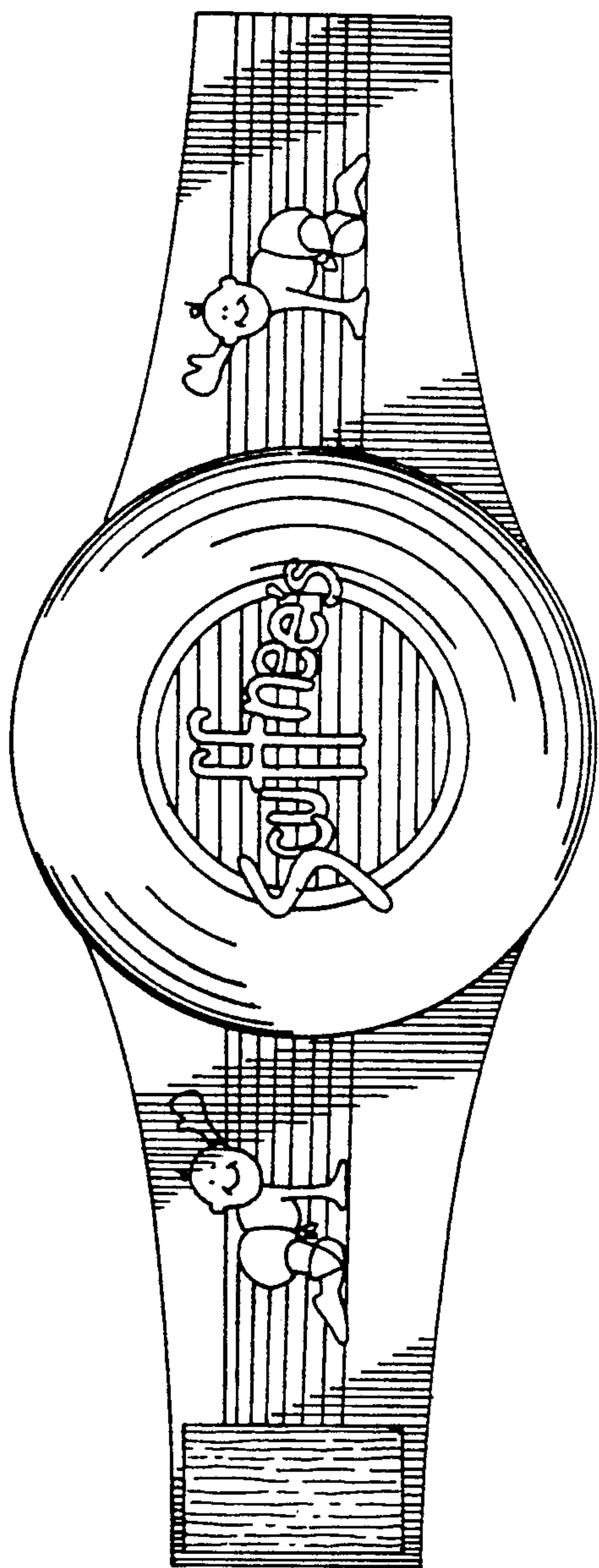


FIG. 2.

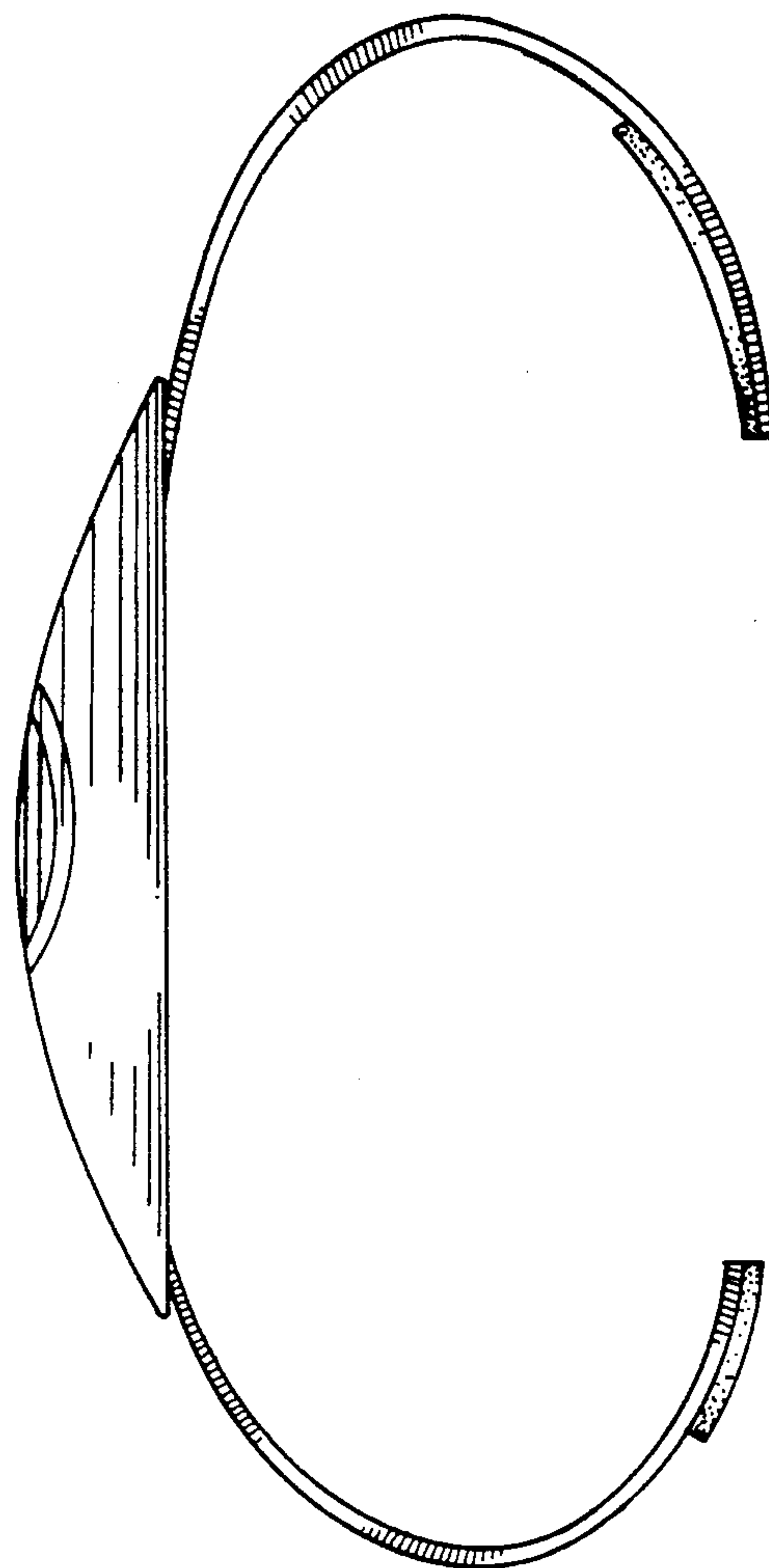


FIG. 3.

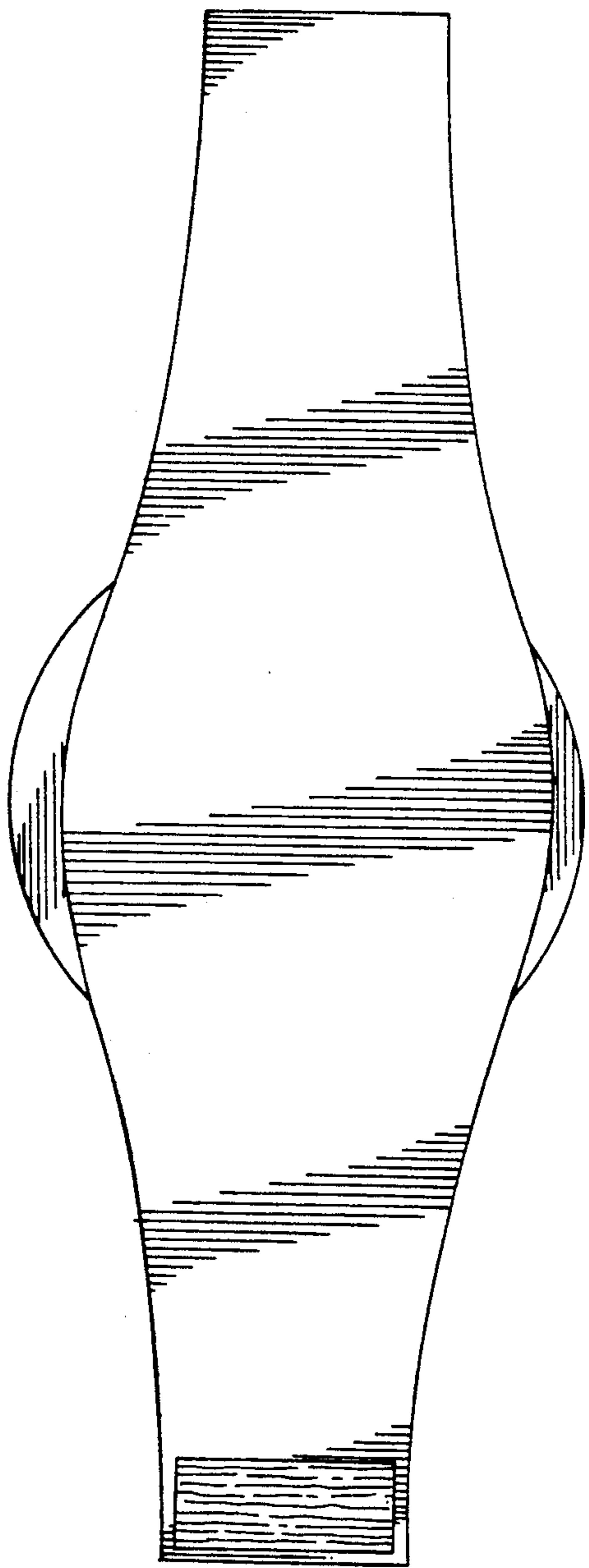


FIG. 4.




FIG. 5.