



US00D334987S

United States Patent [19]

[11] Patent Number: **Des. 334,987**

Robinson et al.

[45] Date of Patent: **** Apr. 20, 1993**

[54] SHUTTER LOUVER WITH VENT OPENINGS

[75] Inventors: **James W. Robinson**, 15302 SW. 100 Ct., Miami, Fla. 33157; **Jeffrey T. Robinson**, 15900 Sedgewyck Cir. North, Davie, Fla. 33331; **Andrew Bruno**, 7913 Orleans St., Miramar, Fla. 33023

[73] Assignees: **James W. Robinson; Jeffrey T. Robinson; Andrew Bruno**, all of Fla.

[**] Term: **14 Years**

[21] Appl. No.: **709,420**

[22] Filed: **Jun. 3, 1991**

[52] U.S. Cl. **D25/47**

[58] Field of Search **D25/47, 49; 49/74-77; 52/423, 458; 160/104, 113, 118, 183, 186-187, 196.1, 199**

[56] **References Cited**

U.S. PATENT DOCUMENTS

D. 181,623 12/1957 Brand D25/125

D. 220,474	4/1971	Sassano	D25/47
D. 306,501	3/1990	Scarrone	D25/49
2,814,341	11/1957	Piana	D25/122
3,044,387	7/1962	Hinden	49/77 DG
3,631,790	1/1972	Olsen et al.	49/74 L
3,782,050	1/1974	Dowdell et al.	52/473
4,103,468	8/1978	Olsen	52/473
4,733,515	3/1988	Schmidlin	52/473

Primary Examiner—A. Hugo Word
Assistant Examiner—Doris Clark
Attorney, Agent, or Firm—Staas & Halsey

[57] **CLAIM**

The ornamental design for a shutter louver with vent openings, as shown and described.

DESCRIPTION

FIG. 1 is a front elevational view of a shutter louver with vent openings showing our new design; FIG. 2 is a rear elevational view thereof; FIG. 3 is a right side elevational view thereof; FIG. 4 is a left side elevational view thereof; and, FIG. 5 is a cross-sectional view thereof taken line 5—5 of FIG. 1.

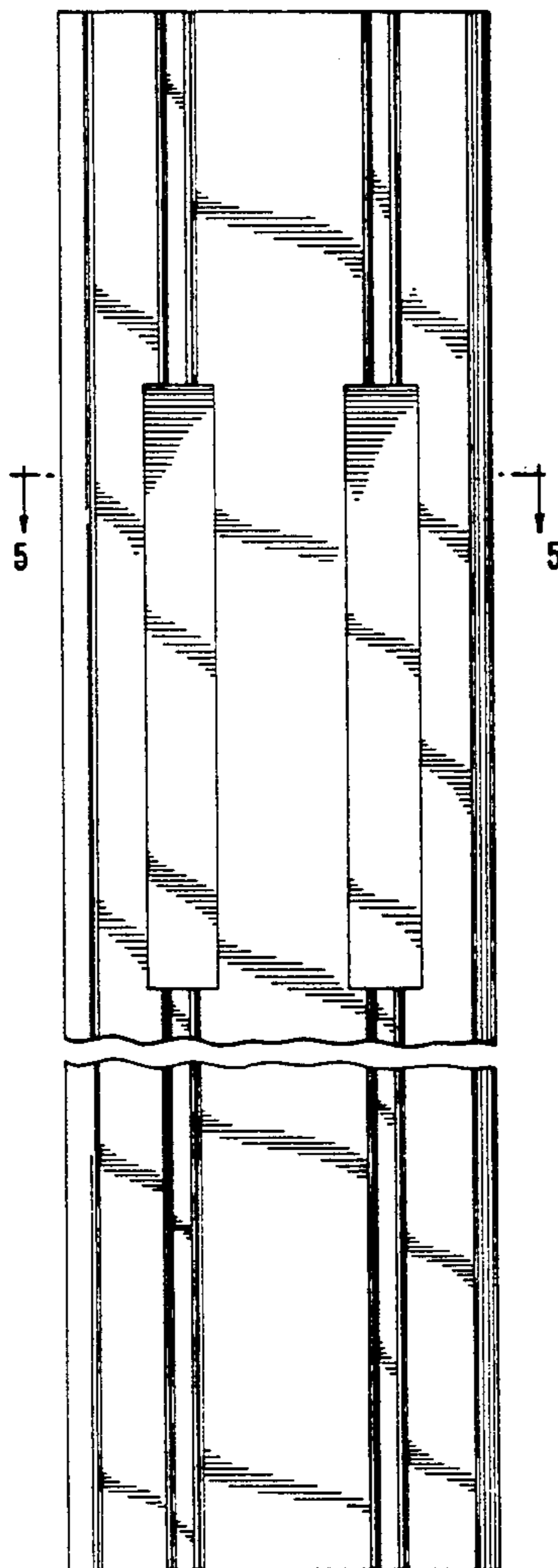


FIG. 1

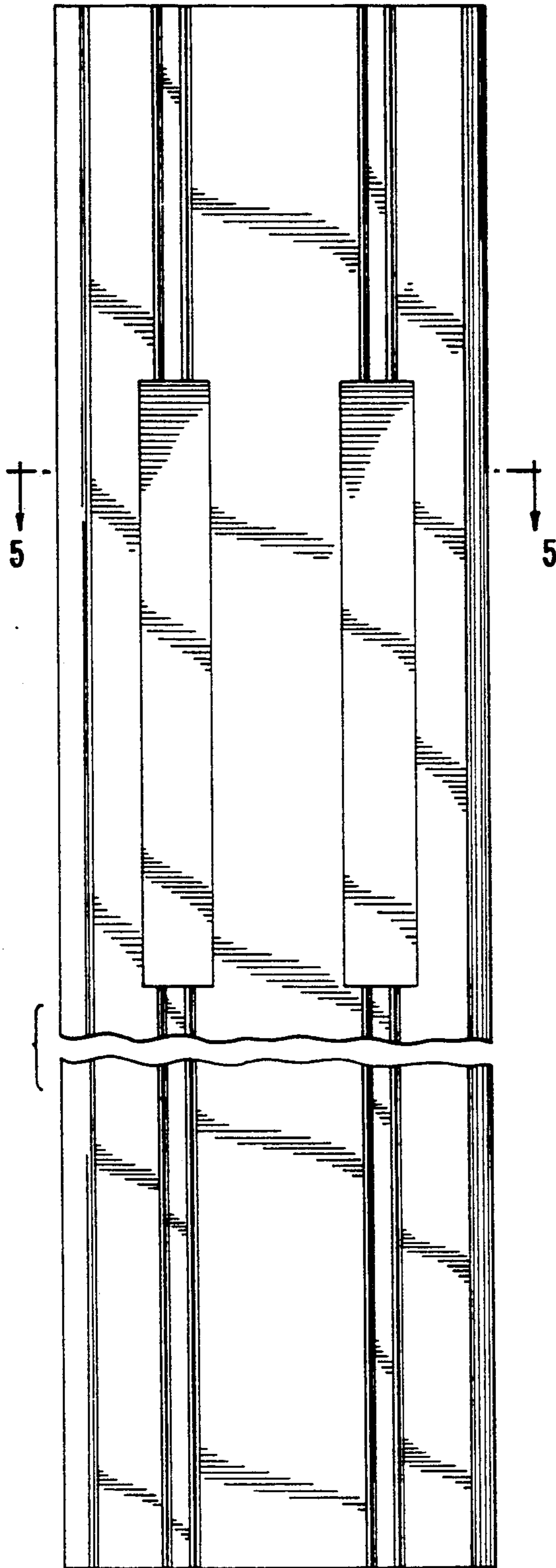


FIG. 2

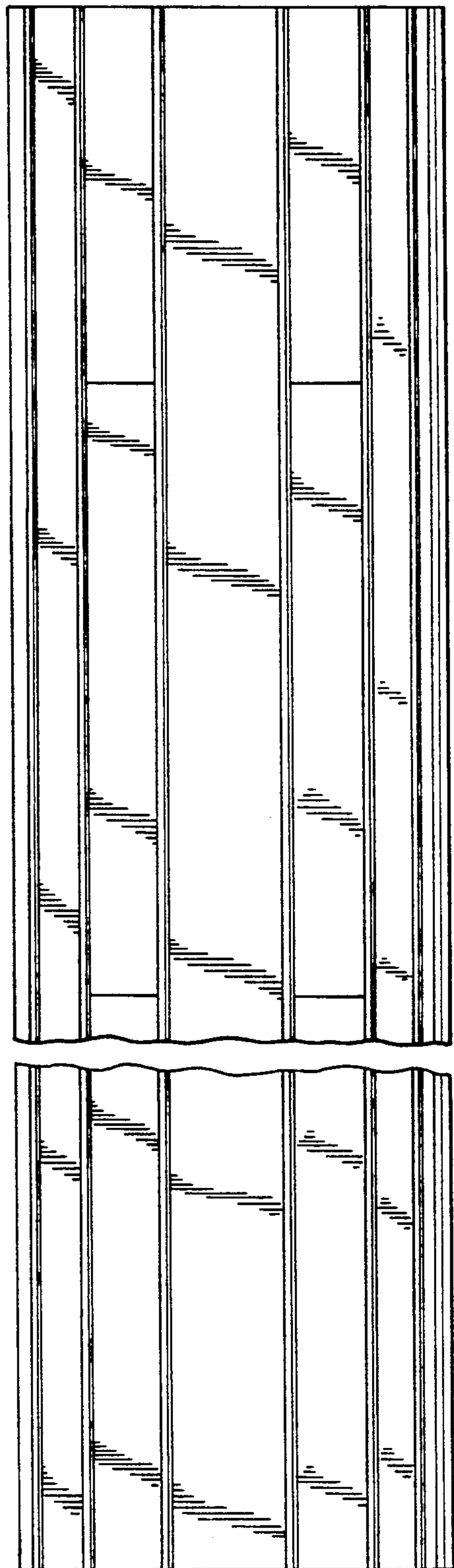


FIG. 3




FIG. 4



FIG. 5

