



US00D334982S

United States Patent [19]

[11] Patent Number: **Des. 334,982**

Riach

[45] Date of Patent: **** Apr. 20, 1993**

[54] **CONTOURED TOP FOR A MEDICAL EXAMINATION TABLE**

3,200,416 8/1965 Warrick 5/621 X
4,054,282 10/1977 Hamer D24/183 X

[75] Inventor: **Jeffrey M. Riach, Parkton, Md.**

Primary Examiner—Stella Reid
Assistant Examiner—I. Simmons
Attorney, Agent, or Firm—Leonard Bloom

[73] Assignee: **Oakworks, Inc., Shrewsbury, Pa.**

[**] Term: **14 Years**

[57] **CLAIM**

[21] Appl. No.: **536,222**

The ornamental design for a contoured top for a medical examination table, as shown and described.

[22] Filed: **Jun. 7, 1990**

DESCRIPTION

[52] U.S. Cl. **D24/183; D6/511;**

D6/482; D24/185

[58] **Field of Search** **D24/177, 178, 183;**
D6/511, 482; 5/613, 617, 618, 619, 620, 621,
937; 312/277, 317.3; 269/900, 901; D20/10, 31

FIG. 1 is a perspective view of a contoured top for a medical examination table showing my new design, the broken line showing of the table support is for illustrative purpose only and forms no part of the claimed design;

[56] **References Cited**

FIG. 2 is a top plan view thereof, the bottom plan view being plain and unornamented;

U.S. PATENT DOCUMENTS

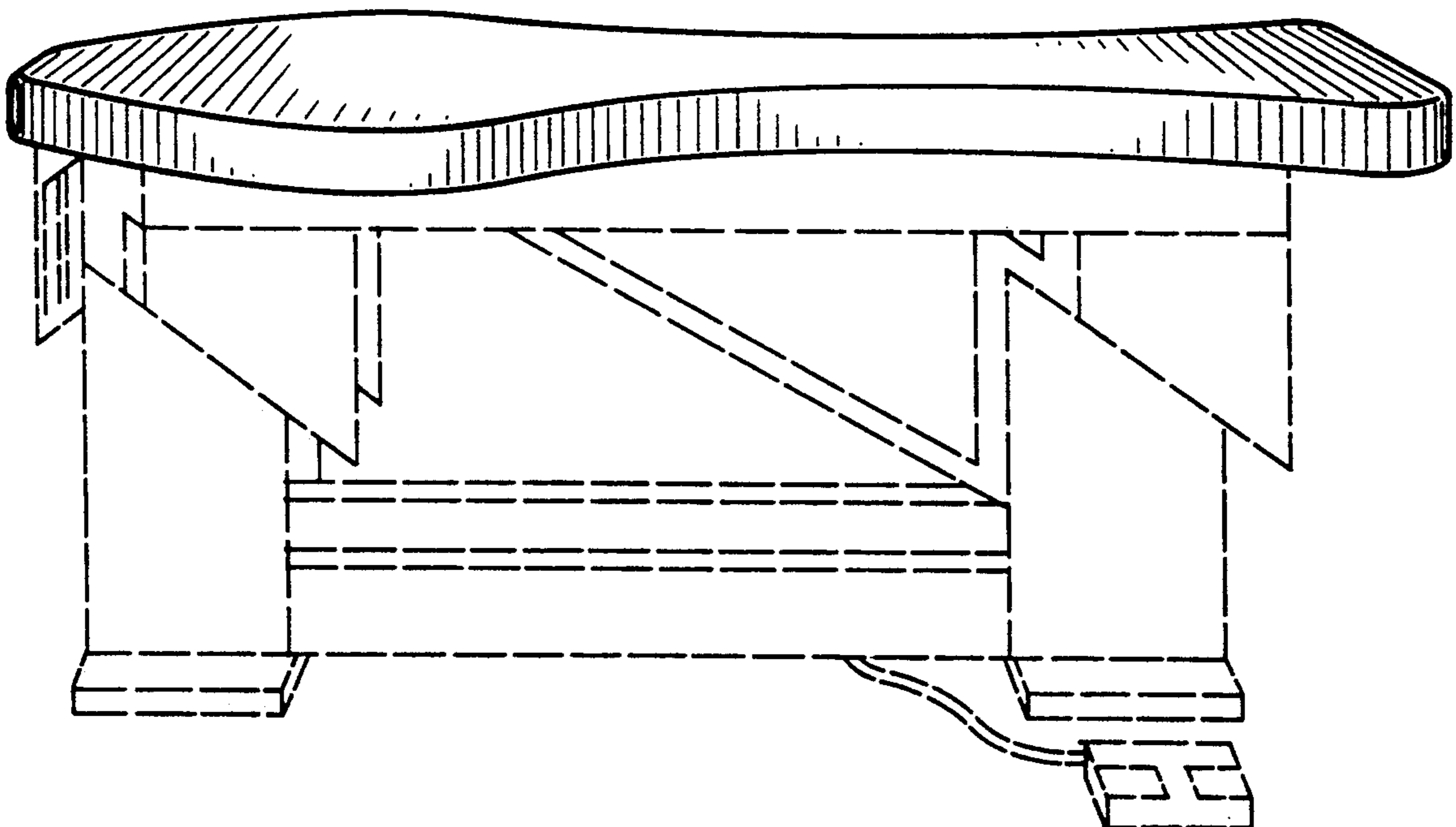
- D. 199,436 10/1964 Nall D24/185 X
- D. 207,081 2/1967 Katzfey et al. D24/183
- D. 250,043 10/1978 Shine D24/183
- 2,472,675 6/1949 Mueller 5/613 X

FIG. 3 is a left side elevational view thereof;

FIG. 4 is a right side elevational view thereof;

FIG. 5 is a front end elevational view thereof; and,

FIG. 6 is a rear end elevational view thereof.



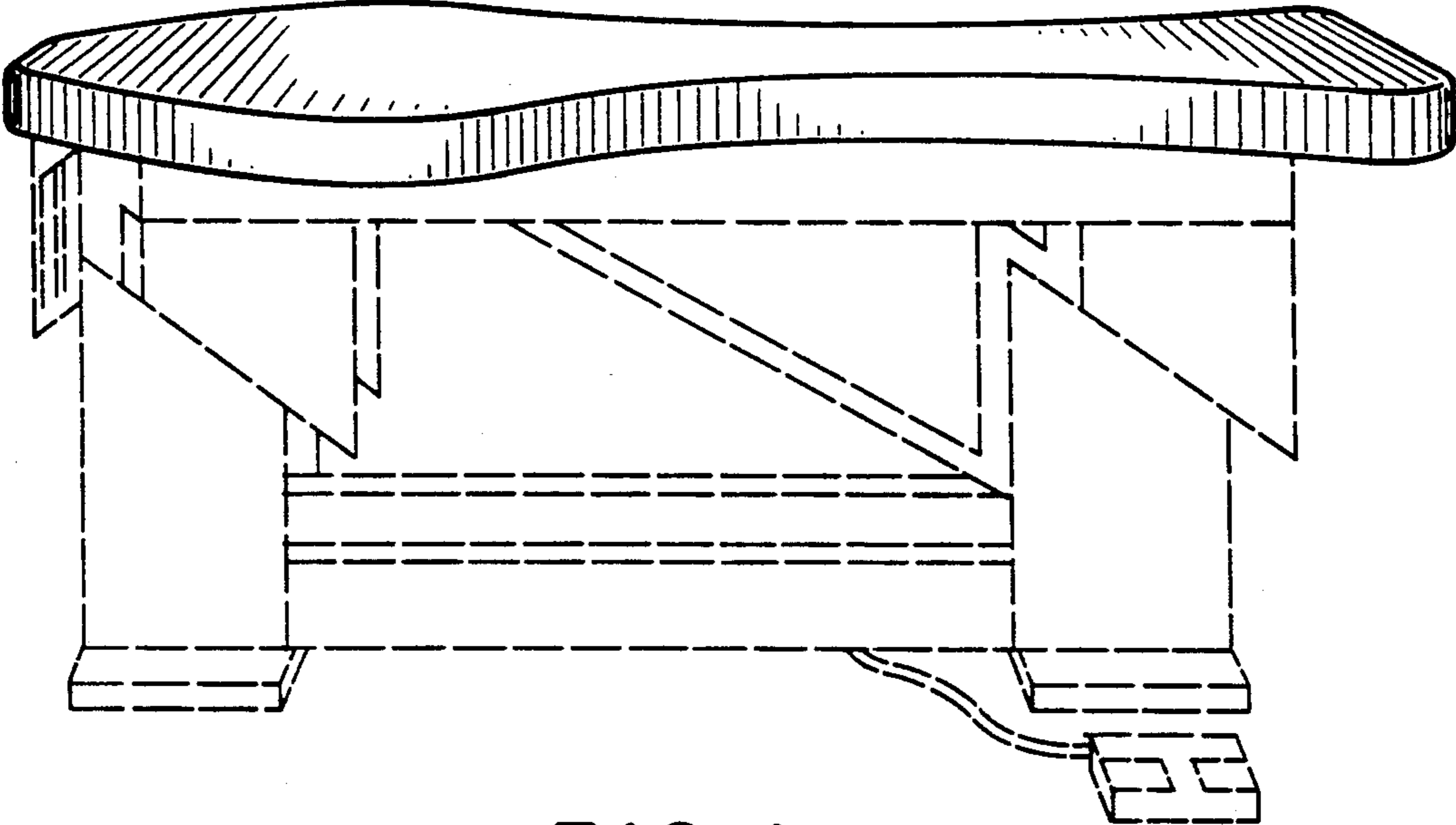


FIG. 1

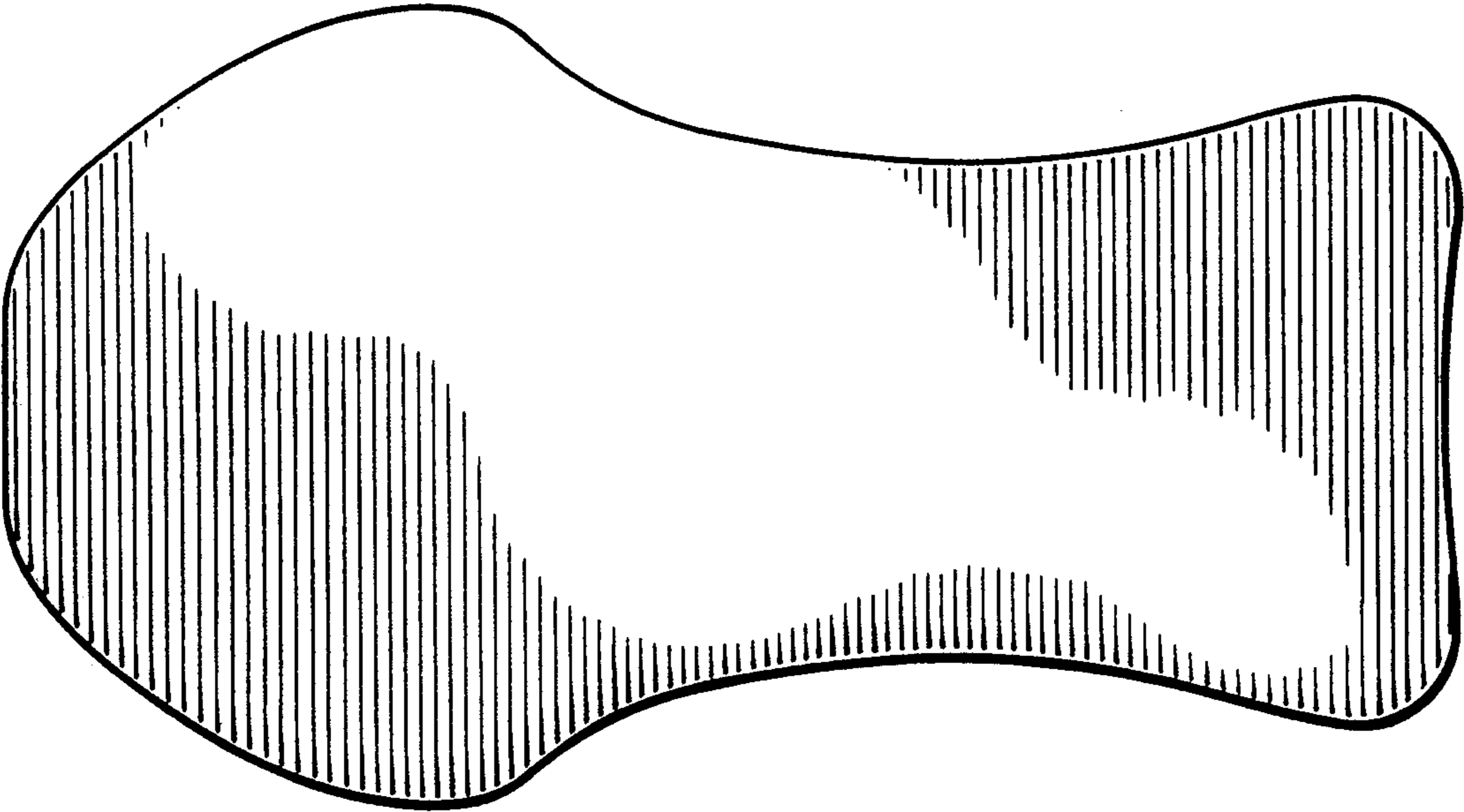


FIG. 2



FIG. 3



FIG. 4




FIG. 5



FIG. 6