



US00D334969S

# United States Patent [19]

Gudefin

[11] Patent Number: **Des. 334,969**

[45] Date of Patent: **\*\* Apr. 20, 1993**

- [54] **DEPILATOR**
- [75] Inventor: **Jacques Gudefin, St Priest, France**
- [73] Assignee: **Calor S.A., Lyons, France**
- [\*\*] Term: **14 Years**
- [21] Appl. No.: **536,460**
- [22] Filed: **Jun. 12, 1990**
- [30] **Foreign Application Priority Data**
- Dec. 22, 1989 [FR] France ..... 89 7990
- [52] U.S. Cl. .... **D24/133; D28/10;**  
D28/44
- [58] **Field of Search** ..... D24/133, 146; 606/36,  
606/43, 83, 131, 133; D28/10, 44, 45, 46, 47, 48,  
49, 50, 56, 91.1; D9/300, 529, 526

4,899,748 2/1990 Gross ..... 606/133  
 4,988,354 1/1991 Locke ..... D24/133 X

### FOREIGN PATENT DOCUMENTS

887653 12/1988 France .  
 891511 3/1989 France .

*Primary Examiner*—Stella Reid  
*Assistant Examiner*—I. Simmons  
*Attorney, Agent, or Firm*—Finnegan, Henderson,  
 Farabow, Garrett & Dunner

### [57] CLAIM

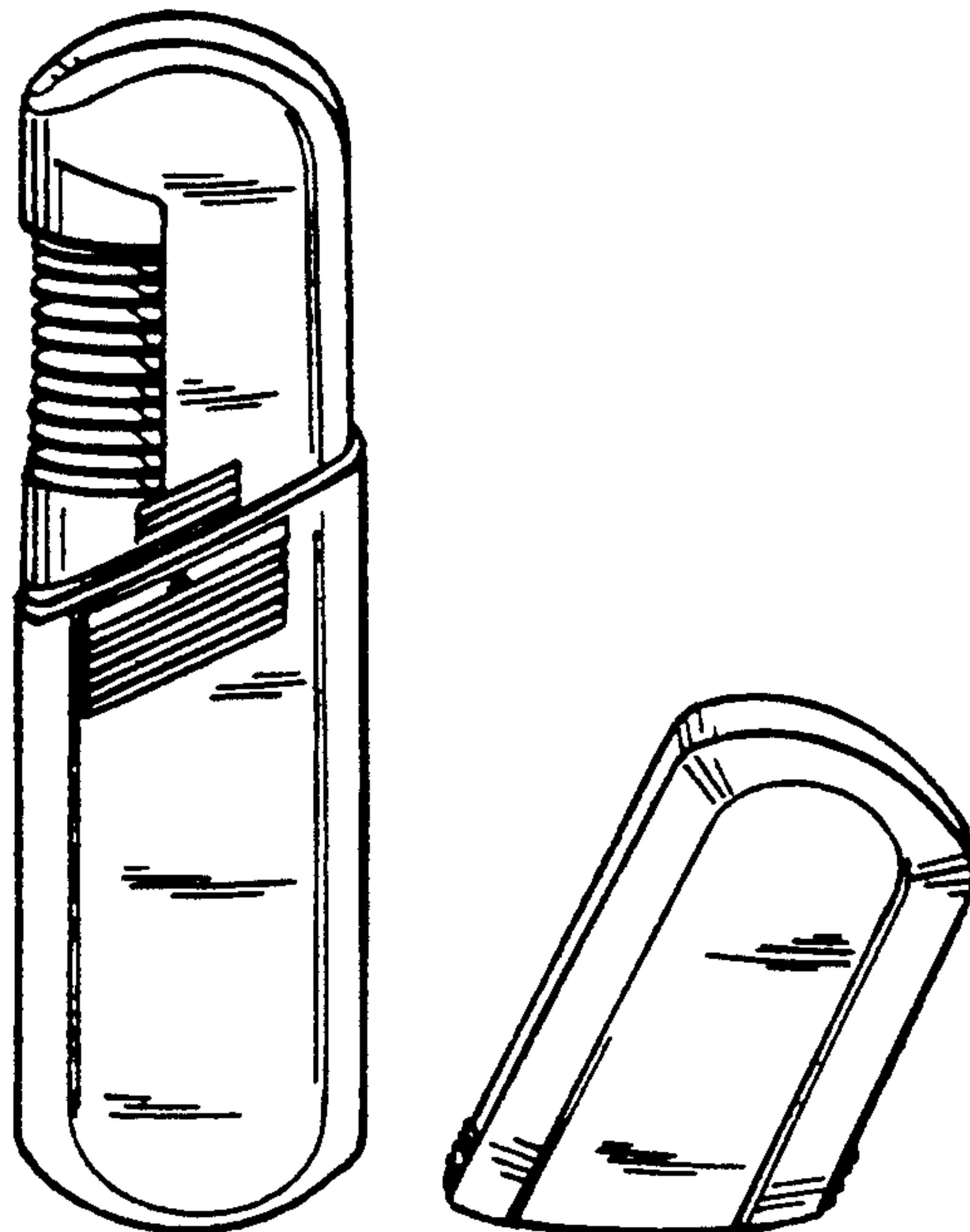
The ornamental design for a depilator, as shown and described.

### DESCRIPTION

FIG. 1 is a front elevational view of a depilator showing my new design;  
 FIG. 2 is a rear elevational view thereof;  
 FIG. 3 is a right side elevational view thereof;  
 FIG. 4 is a left side elevational view thereof;  
 FIG. 5 is a top plan view thereof;  
 FIG. 6 is a bottom plan view thereof;  
 FIG. 7 is a perspective view thereof; and,  
 FIG. 8 is a front elevational view thereof with the cap removed.

[56] **References Cited**  
**U.S. PATENT DOCUMENTS**

- D. 241,180 8/1976 Solingen ..... D28/49
- D. 279,723 7/1985 Nagelkerke et al. .... D28/50
- D. 318,539 7/1991 Challard ..... D28/10
- D. 318,745 7/1991 Elkerbout ..... D28/10
- D. 319,514 8/1991 Elkerbout ..... D28/10






FIG. 1



FIG. 2



FIG. 3



FIG. 4

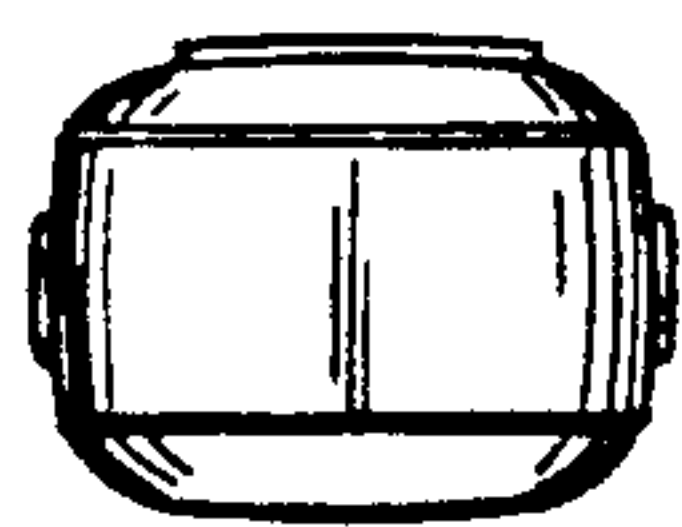


FIG. 5




FIG. 6




FIG. 7

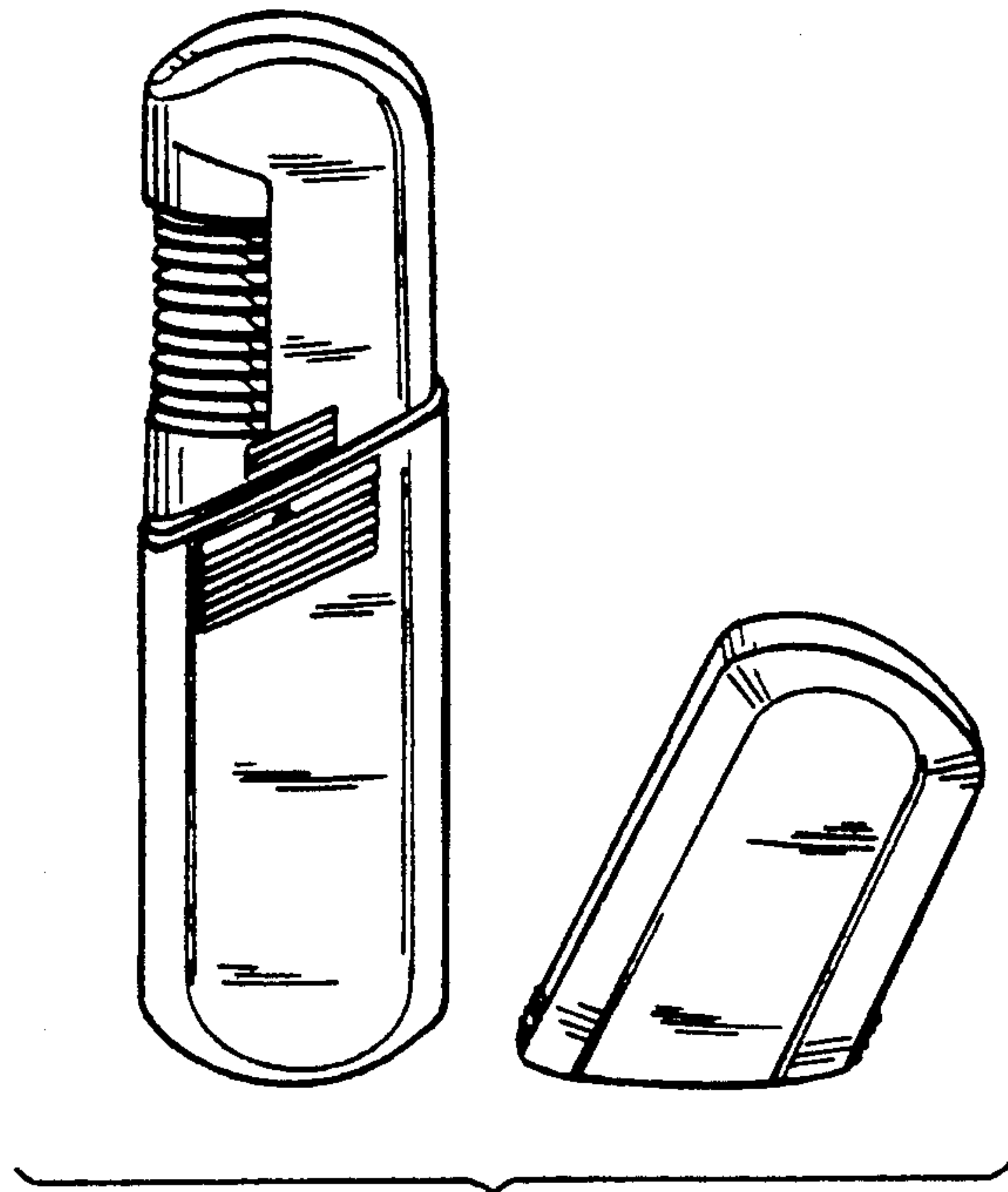


FIG. 8