



US00D334963S

United States Patent [19]

[11] Patent Number: **Des. 334,963**

Emanuelson

[45] Date of Patent: **** Apr. 20, 1993**

[54] SHOOTING SUPPORT FOR A RIFLE

3,327,422	6/1967	Harris	42/94
4,359,834	11/1982	Beretta	42/94
4,397,112	8/1983	York	42/94
4,625,620	12/1986	Harris	42/94

[76] Inventor: **Verner E. Emanuelson**, Star Rte. 3, Box 5, Saco, Mont. 59261

[**] Term: **14 Years**

Primary Examiner—A. Hugo Word
Assistant Examiner—Doris V. Coles
Attorney, Agent, or Firm—Leon Gilden

[21] Appl. No.: **648,359**

[57] **CLAIM**

[22] Filed: **Jan. 30, 1991**

[52] U.S. Cl. **D22/108; D22/147**

The ornamental design for a shooting support for a rifle, as shown and described.

[58] Field of Search **D22/108, 199, 137; D25/138; 42/94; 89/37.04; 43/21.2; D6/552, 553; 248/460, 465, 462, 511, 530, 533, 538**

DESCRIPTION

[56] **References Cited**

U.S. PATENT DOCUMENTS

D. 24,883	11/1895	Swan	D25/138
1,524,973	2/1925	Hazelton	42/94
3,035,657	5/1962	Lemon	D25/138
3,235,997	2/1966	Stoner	89/37.03 X
3,235,998	2/1966	Hadley	42/94

FIG. 1 is a front elevational view of the shooting support for a rifle showing my new design; FIG. 2 is a rear elevational view thereof; FIG. 3 is a left side elevational view thereof; FIG. 4 is a right side elevational view thereof; FIG. 5 is a top plan view thereof; FIG. 6 is a bottom plan view thereof; and, FIG. 7 is a perspective view thereof.

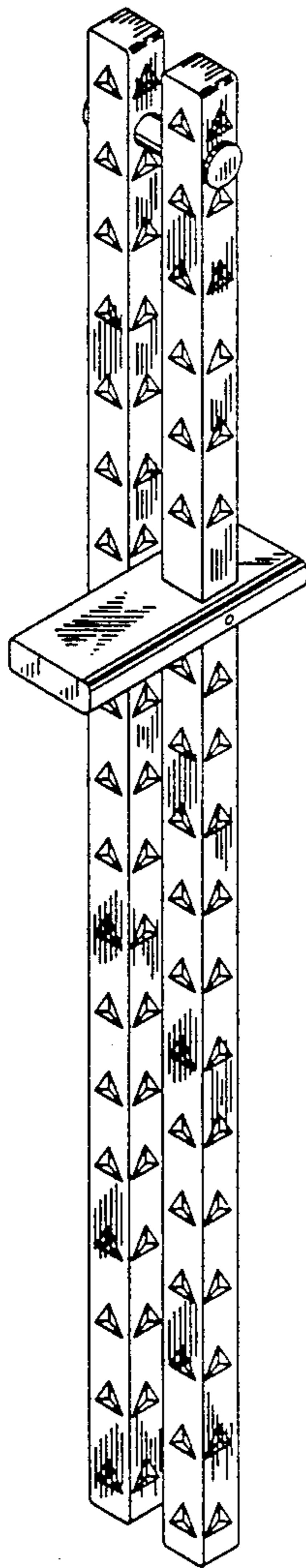


FIG. 1

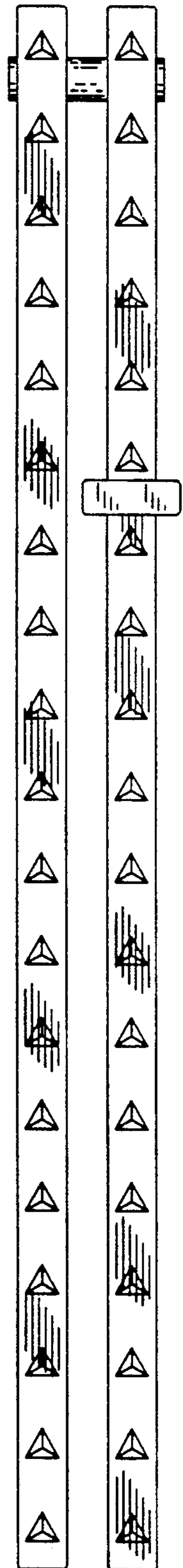


FIG. 2

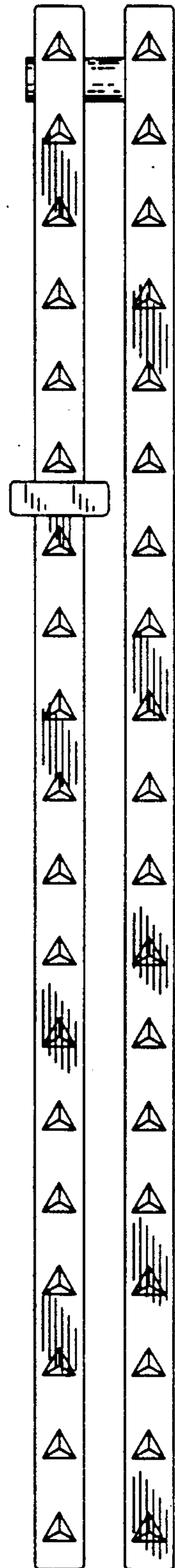


FIG. 3

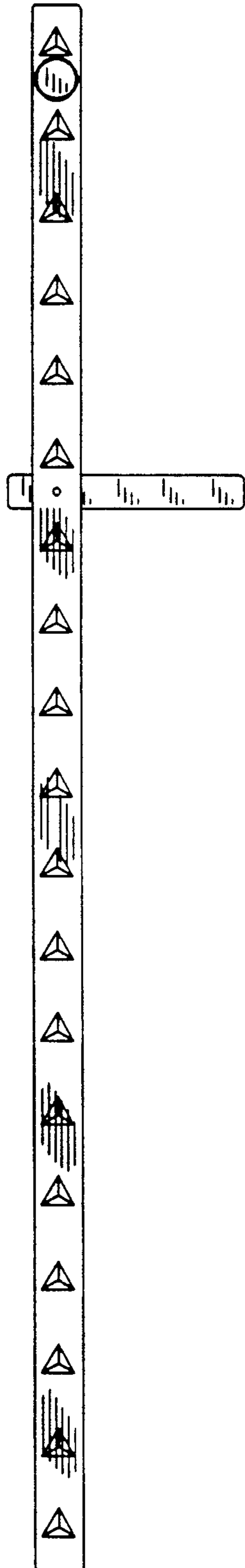


FIG. 4

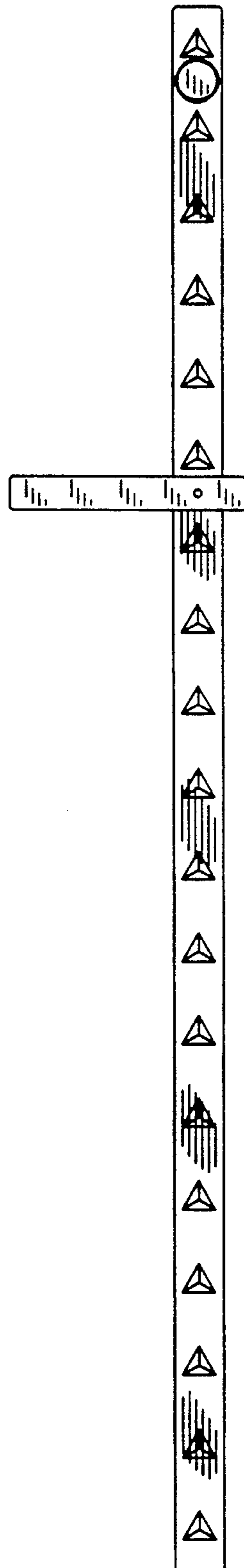


FIG. 5

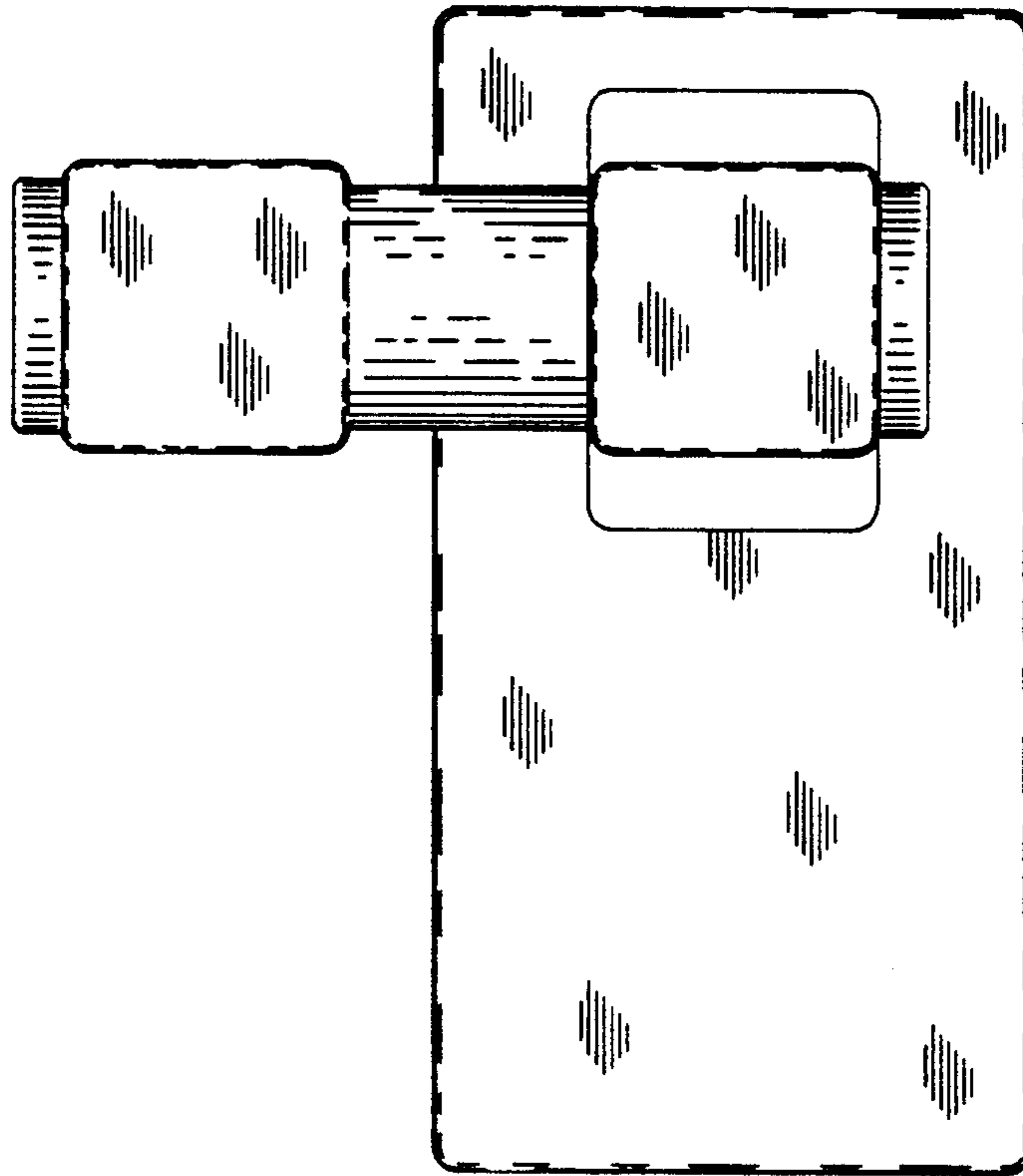


FIG. 6

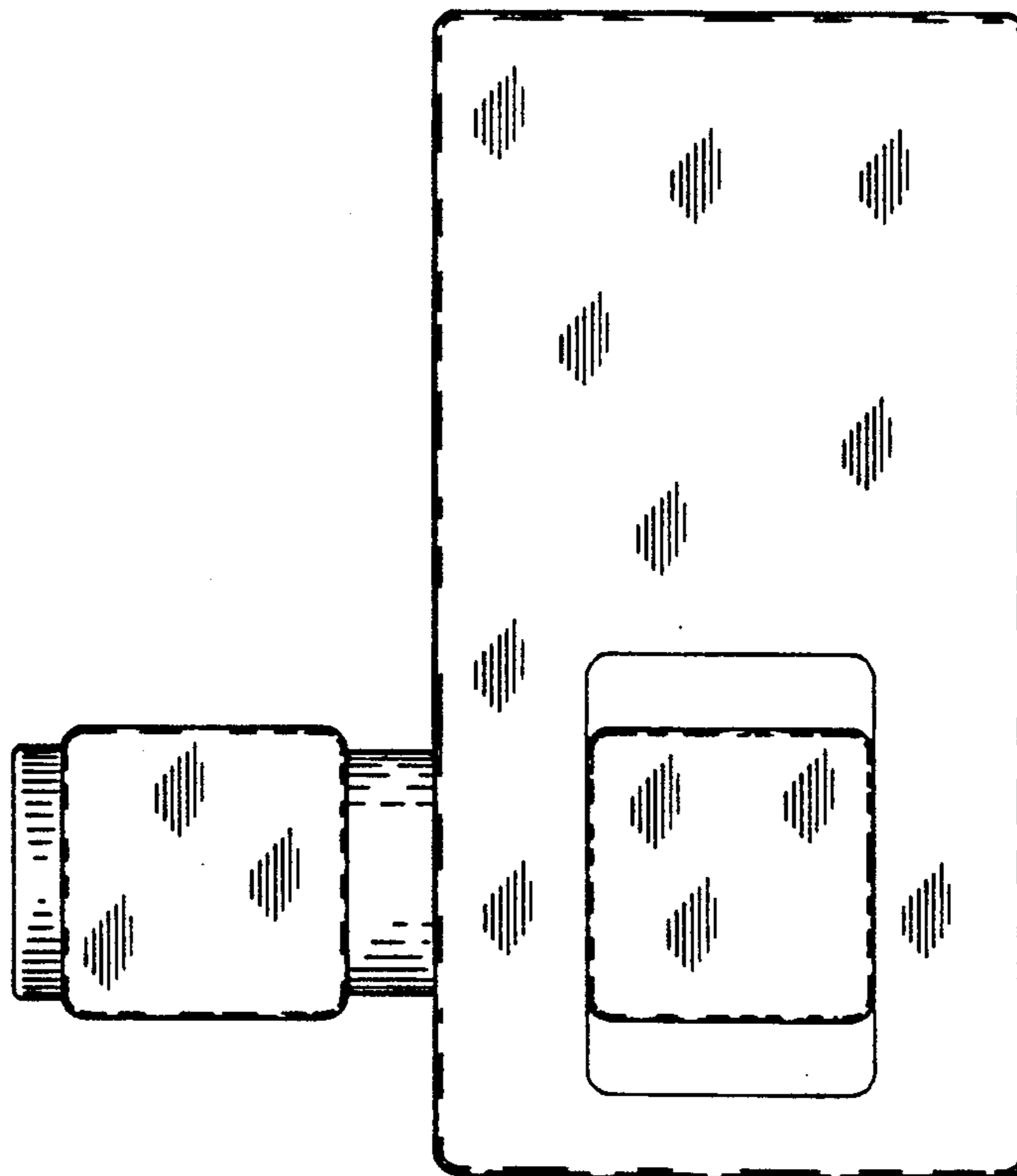


FIG. 7

