



US00D334951S

United States Patent [19] Mills

[11] Patent Number: **Des. 334,951**
[45] Date of Patent: **** Apr. 20, 1993**

[54] SIGN
[76] Inventor: **Mark W. Mills**, 7285 Calabria Ct.,
Suite 13, San Diego, Calif. 92122
[**] Term: **14 Years**
[21] Appl. No.: **677,843**
[22] Filed: **Apr. 1, 1991**
[52] U.S. Cl. **D20/10; D26/31**
[58] Field of Search **D20/10, 40, 41; D3/1,**
D3/2, 3, 4; D10/104, 109, 111, 114, 115;
116/63 P, 63 R; 40/124, 584, 618

D. 263,894 4/1982 Chung D3/2
D. 282,125 1/1986 Alonzo D3/3

Primary Examiner—Wallace R. Burke
Assistant Examiner—Marcus Jackson
Attorney, Agent, or Firm—Leon Gilden

[57] CLAIM

The ornamental design for a sign, as shown and described.

DESCRIPTION

FIG. 1 is a front elevational view of the sign showing my new design;
FIG. 2 is a rear elevational view thereof;
FIG. 3 is a left side elevational view thereof;
FIG. 4 is a right side elevational view thereof;
FIG. 5 is a top plan view thereof;
FIG. 6 is a bottom plan view thereof; and,
FIG. 7 is a perspective view thereof.

[56] References Cited

U.S. PATENT DOCUMENTS

D. 8,364 6/1875 Metz D3/3
D. 18,951 3/1889 Clinton D3/4
D. 24,903 11/1895 Elmore D3/3
D. 47,488 6/1915 Hirschmann D3/3

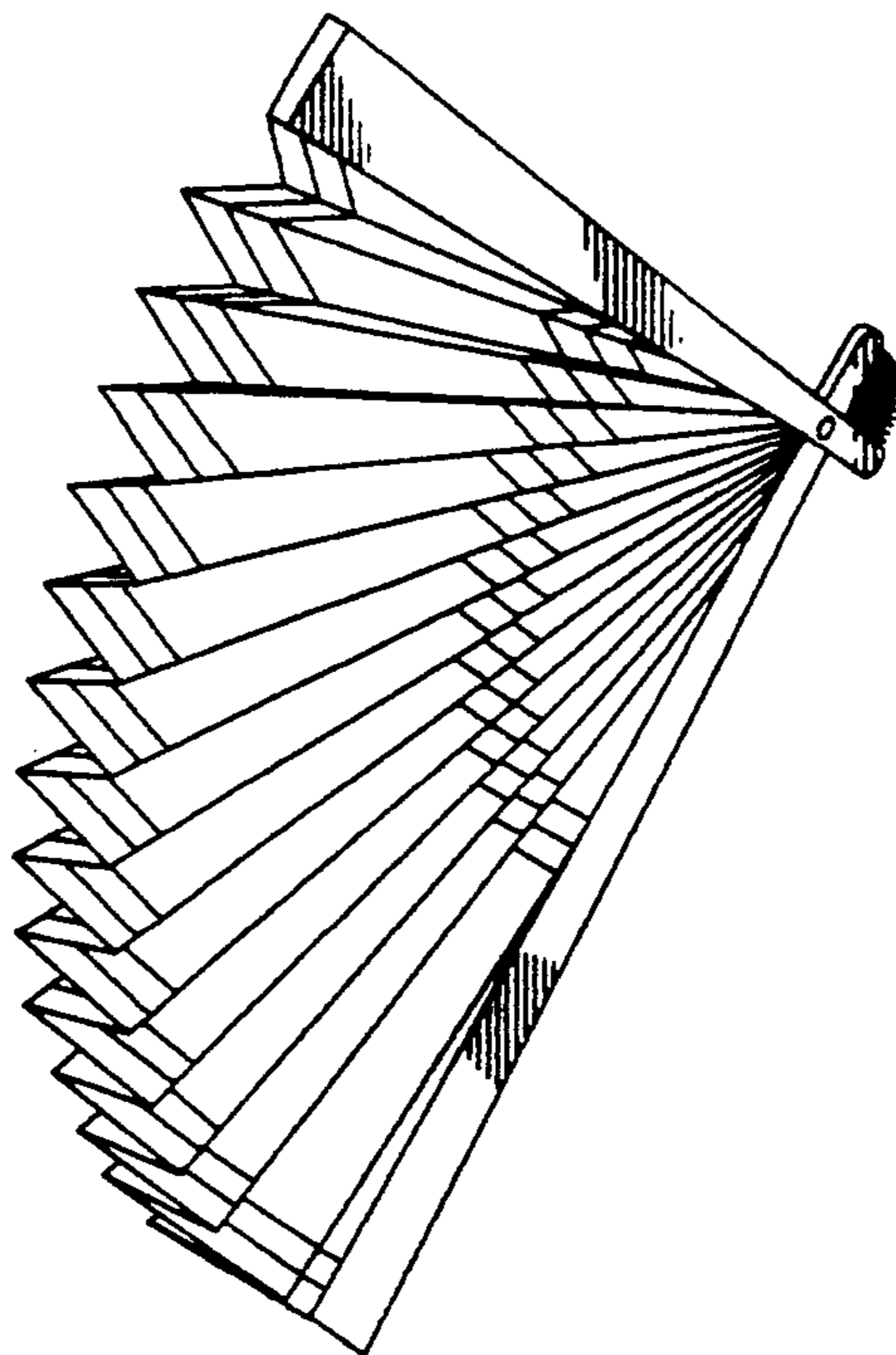


FIG. 1

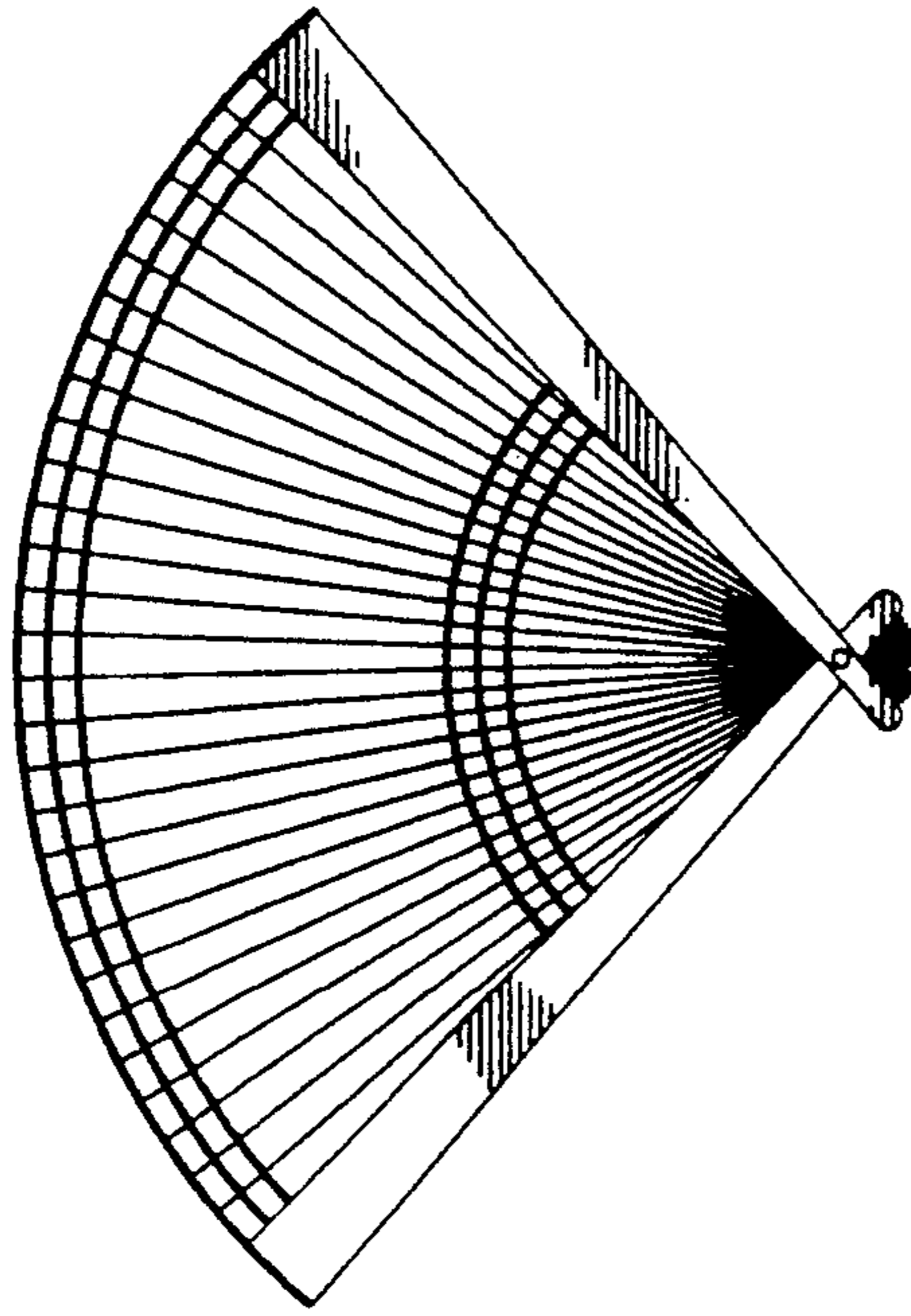


FIG. 2

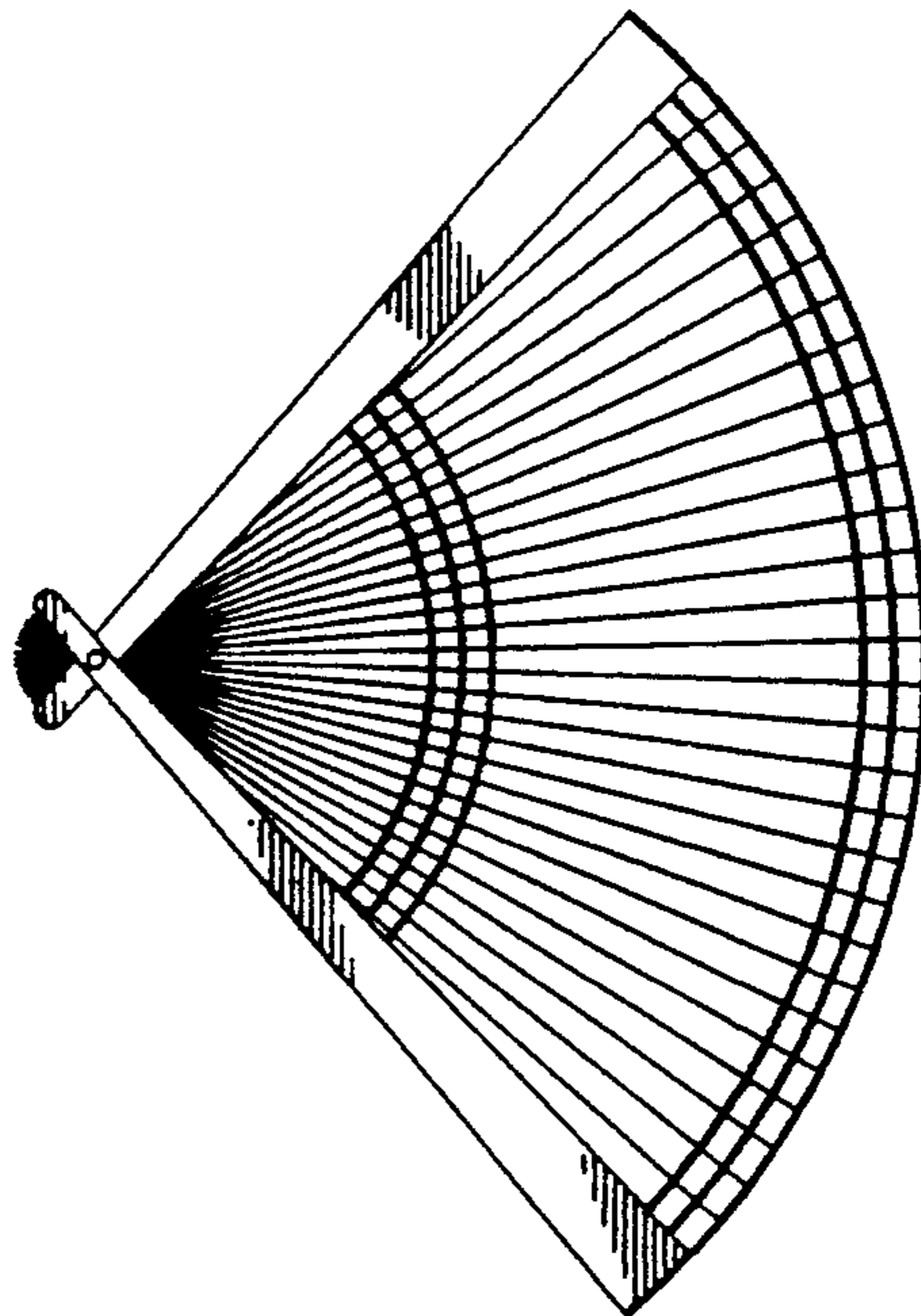


FIG. 3

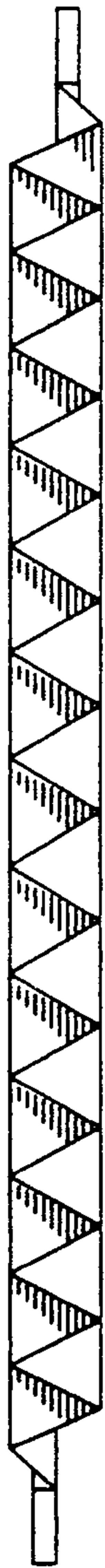


FIG. 4



FIG. 5




FIG. 6




FIG. 7

