



US00D334942S

**United States Patent** [19]  
**Hirose**

[11] **Patent Number: Des. 334,942**  
[45] **Date of Patent: \*\* Apr. 20, 1993**

[54] **TYPEWRITER**

[75] **Inventor: Tomoyuki Hirose, Mie, Japan**

[73] **Assignee: Sharp Kabushiki Kaisha, Osaka, Japan**

[\*\*] **Term: 14 Years**

[21] **Appl. No.: 718,854**

[22] **Filed: Jun. 21, 1991**

[30] **Foreign Application Priority Data**

Dec. 27, 1990 [JP] Japan ..... 2-44268  
[52] **U.S. Cl.** ..... **D18/1**  
[58] **Field of Search** ..... **D18/1, 2, 3, 7, 11;**  
D14/100, 106, 113; 235/145 A, 145 R;  
312/208; 340/700, 706, 711, 712; 341/20-23;  
364/706-708; 400/472, 485, 486, 109-111,  
690.3, 690.4, 691-694

[56] **References Cited**

**U.S. PATENT DOCUMENTS**

D. 278,829 5/1985 Funato et al. .... D18/1  
D. 282,178 1/1986 Kasagi ..... D18/1  
D. 301,041 5/1990 Kasprzycki ..... D18/1  
D. 310,681 9/1990 Bratasevec ..... D18/1  
D. 314,584 2/1991 Ivarson et al. .... D18/1

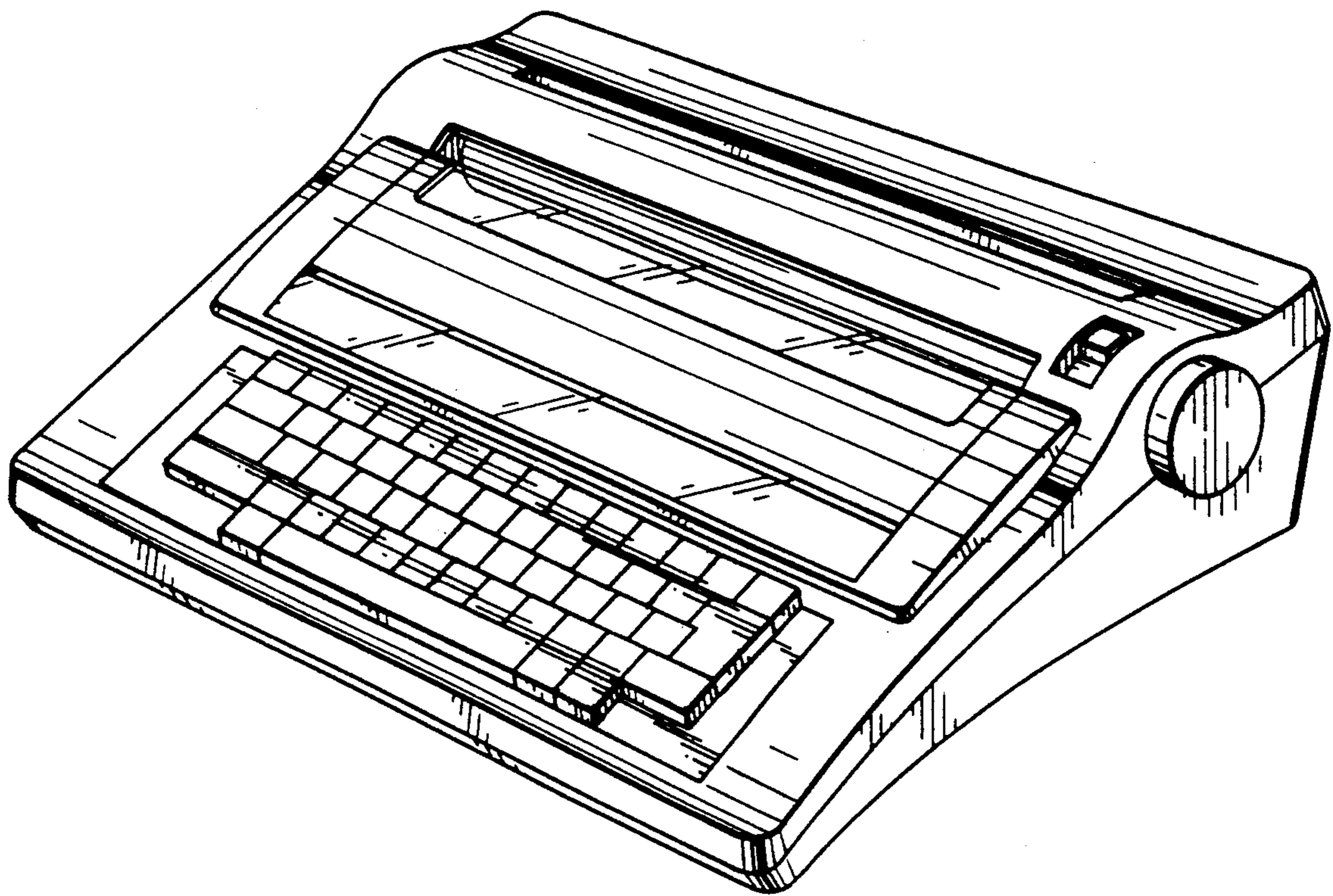
*Primary Examiner*—Alan P. Douglas  
*Assistant Examiner*—Ann Hunt  
*Attorney, Agent, or Firm*—Nixon & Vanderhye

[57] **CLAIM**

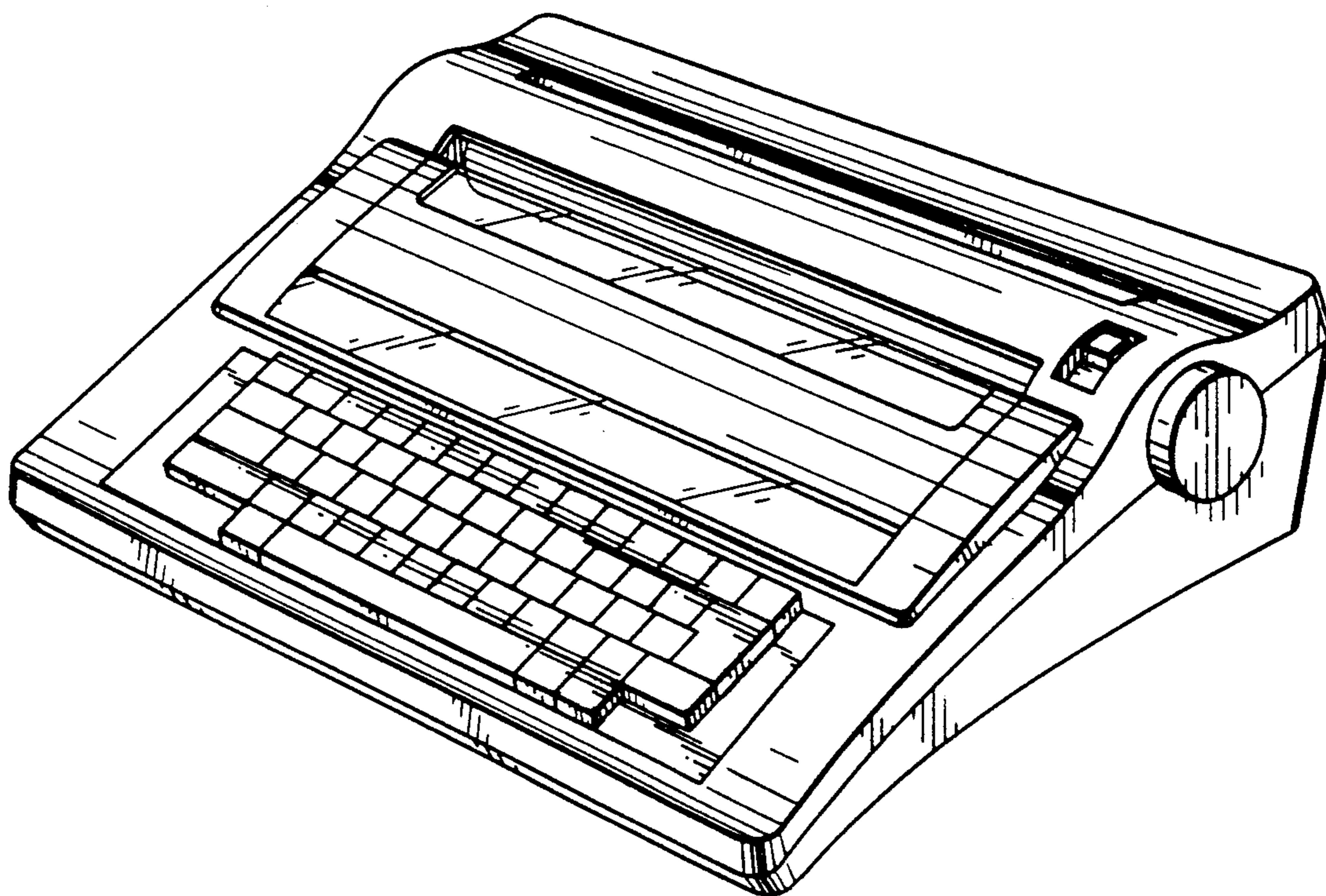
The ornamental design for a typewriter, as shown and described.

**DESCRIPTION**

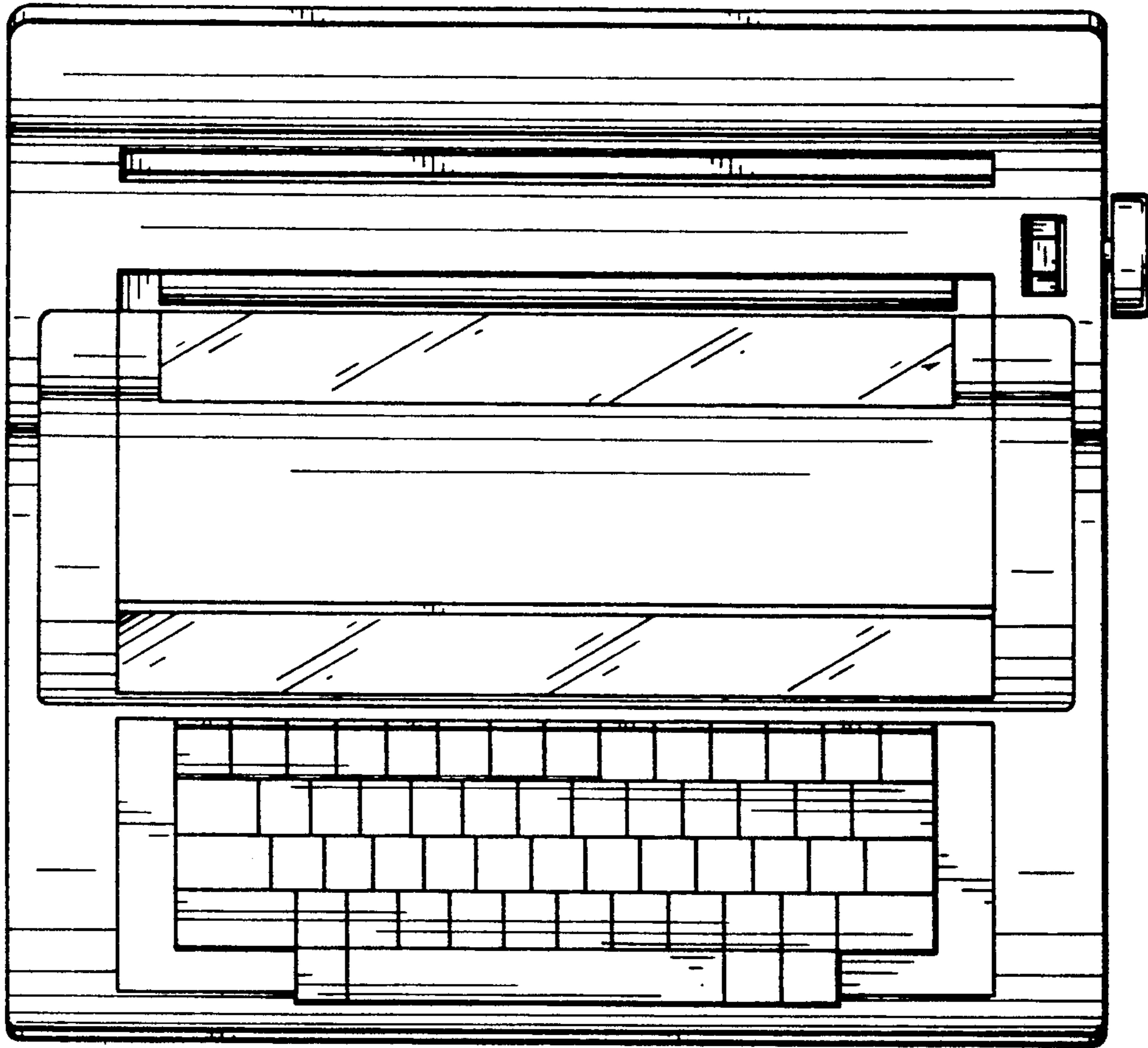
FIG. 1 is a top, front and right side perspective view of a typewriter showing my new design;  
FIG. 2 is a top plan view thereof;  
FIG. 3 is a front elevational view thereof;  
FIG. 4 is a right side elevational view thereof;  
FIG. 5 is a rear elevational view thereof;  
FIG. 6 is a left side elevational view thereof; and,  
FIG. 7 is a bottom plan view thereof.




*FIG. 1*



**FIG. 2**

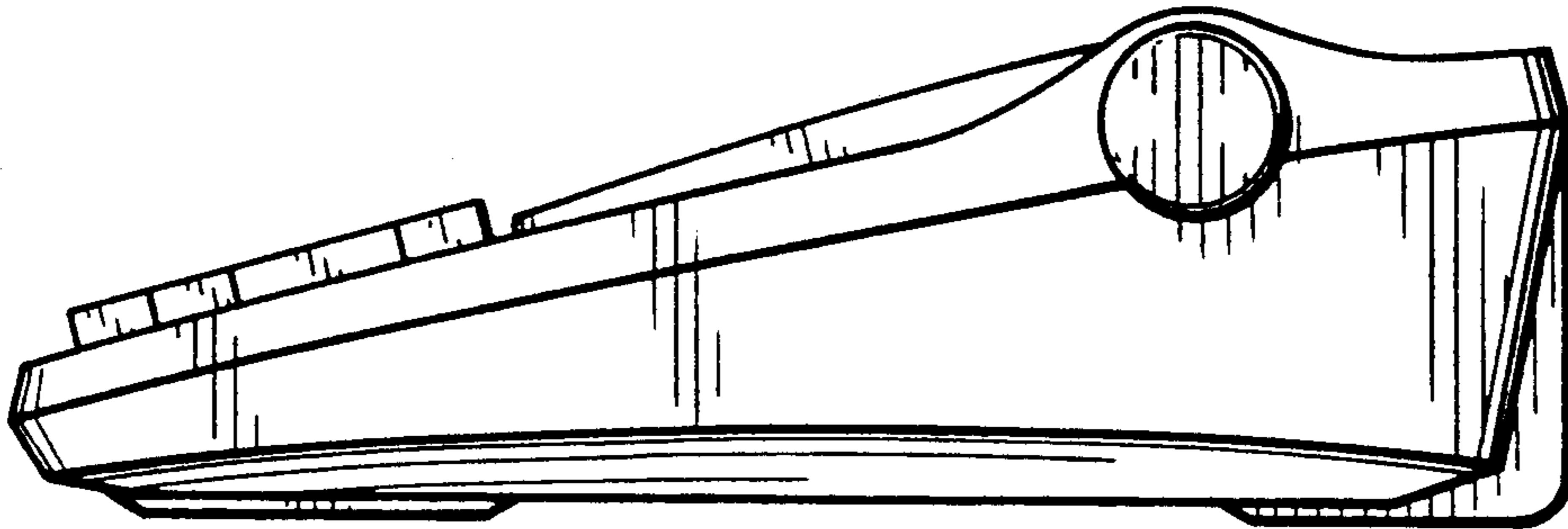


**FIG. 3**






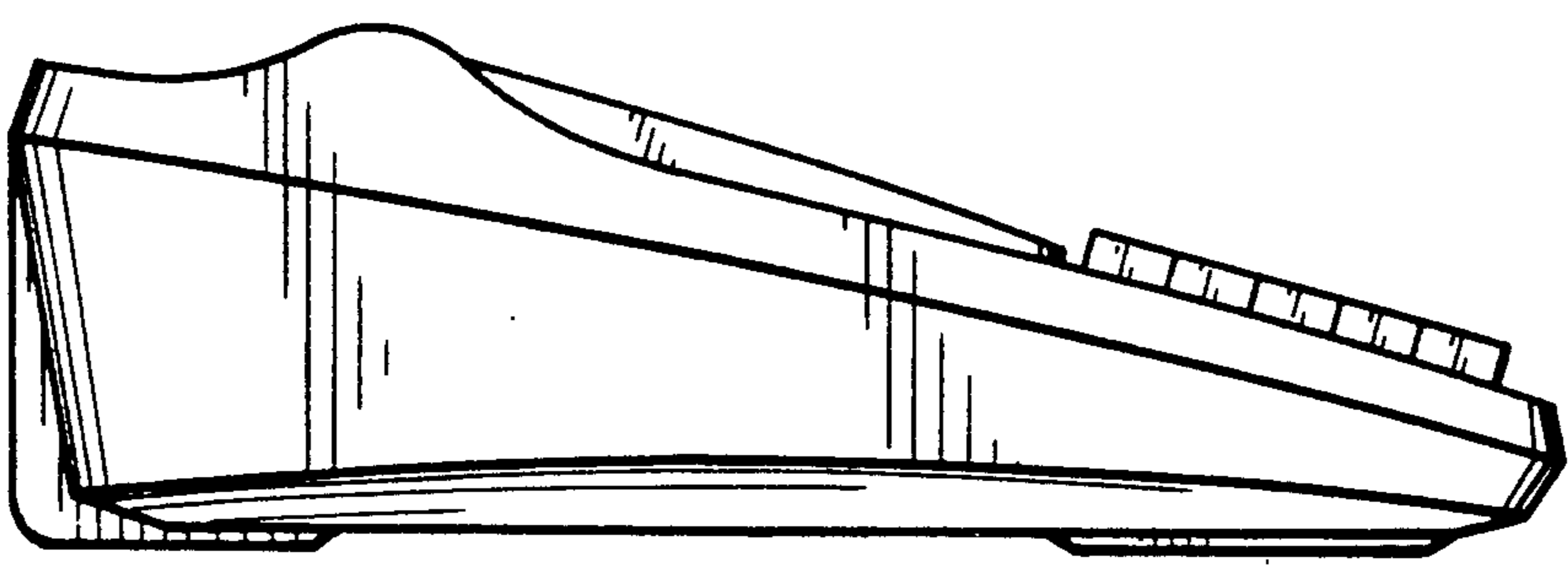
**FIG. 4**



**FIG. 5**



**FIG. 6**



**FIG. 7**

