



US00D334940S

United States Patent [19]
Wolinsky

[11] **Patent Number: Des. 334,940**
[45] **Date of Patent: ** Apr. 20, 1993**

[54] **SIGHT GLASS**
[75] **Inventor: Robert Wolinsky, Springfield, Ill.**
[73] **Assignee: AC & R, Chatham, Ill.**
[**] **Term: 14 Years**
[21] **Appl. No.: 555,746**
[22] **Filed: Jul. 19, 1990**
[52] **U.S. Cl. D16/134**
[58] **Field of Search D16/135, 136, 137;**
359/894, 819; 73/323, 327, 328, 330, 331, 334;
D28/64.6, 64.7, 64.2, 64.3, 64.4, 64.1

3,438,540 4/1969 Le Roy 359/894 X
3,936,196 2/1976 Wickersheim 73/331 X
4,162,826 7/1979 Van der Belk et al. 359/894
4,468,095 8/1984 Meginnis 359/819 X
4,803,876 2/1989 Haynes 73/328 X

Primary Examiner—A. Hugo Word
Assistant Examiner—Paula Mortimer
Attorney, Agent, or Firm—Lockwood, Alex, FitzGibbon
& Cummings

[56] **References Cited**
U.S. PATENT DOCUMENTS

1,485,772 3/1924 Du Pont 73/327
1,501,504 7/1924 Truax 73/327
3,020,795 2/1962 McKinney et al. 73/323
3,345,872 10/1967 McGinnis 73/334

[57] **CLAIM**
The ornamental design for a sight glass, as shown.

DESCRIPTION

FIG. 1 is a front perspective view of a sight glass showing my invention;
FIG. 2 is a side elevational view;
FIG. 3 is an additional side elevational view thereof;
FIG. 4 is a top plan view; and,
FIG. 5 is a bottom plan view.

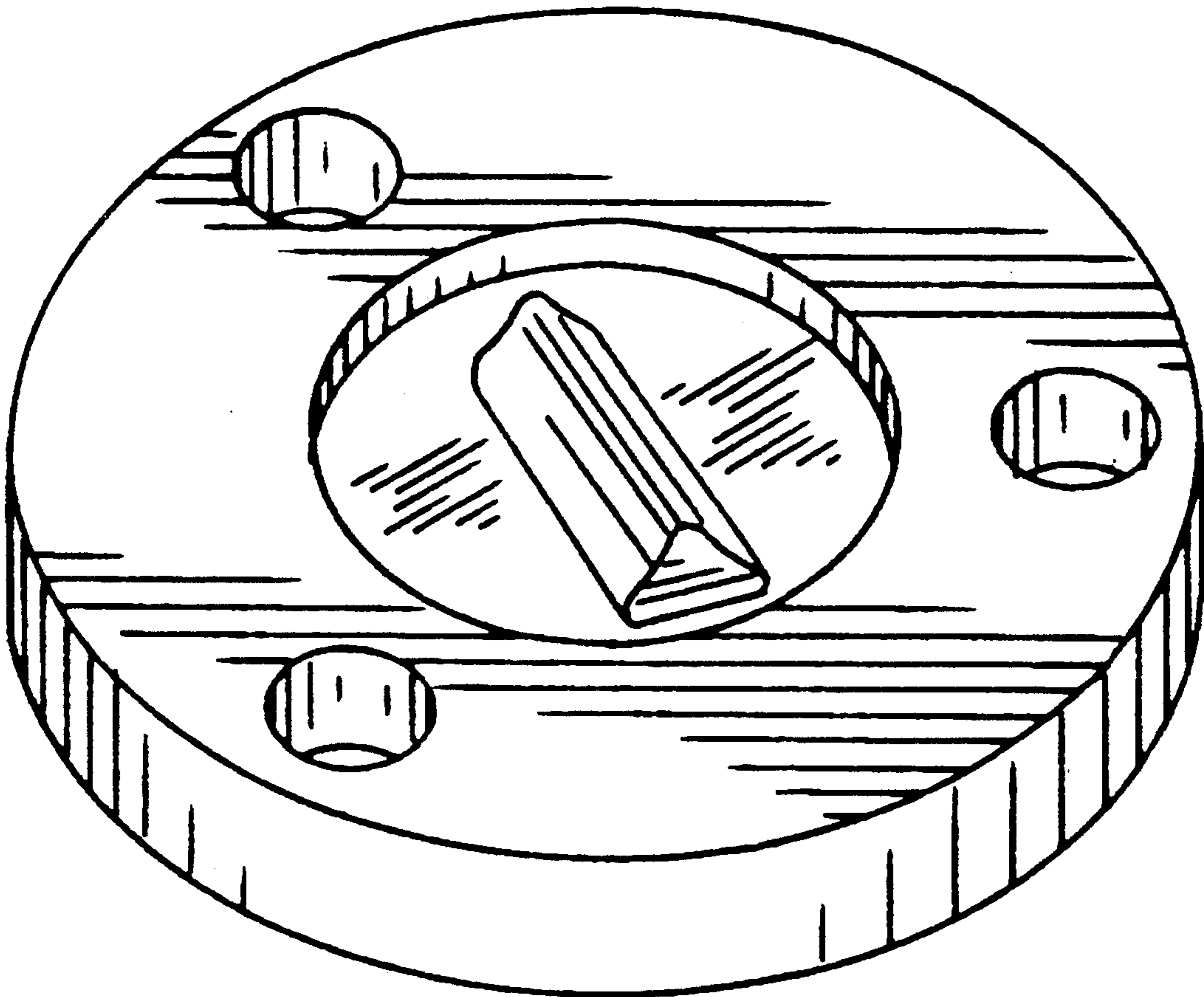


FIG. 1.

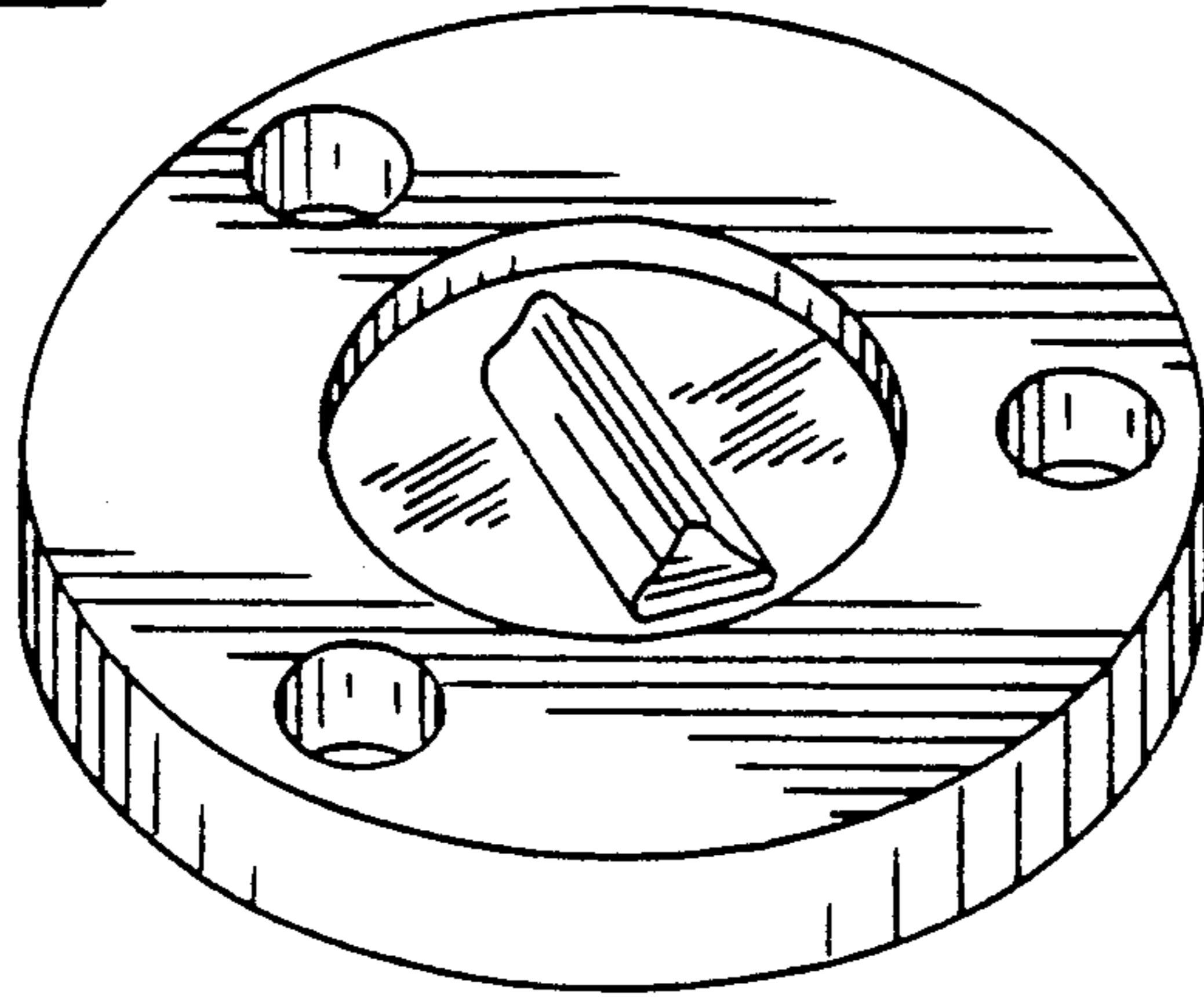


FIG. 2.




FIG. 3.



FIG. 4.

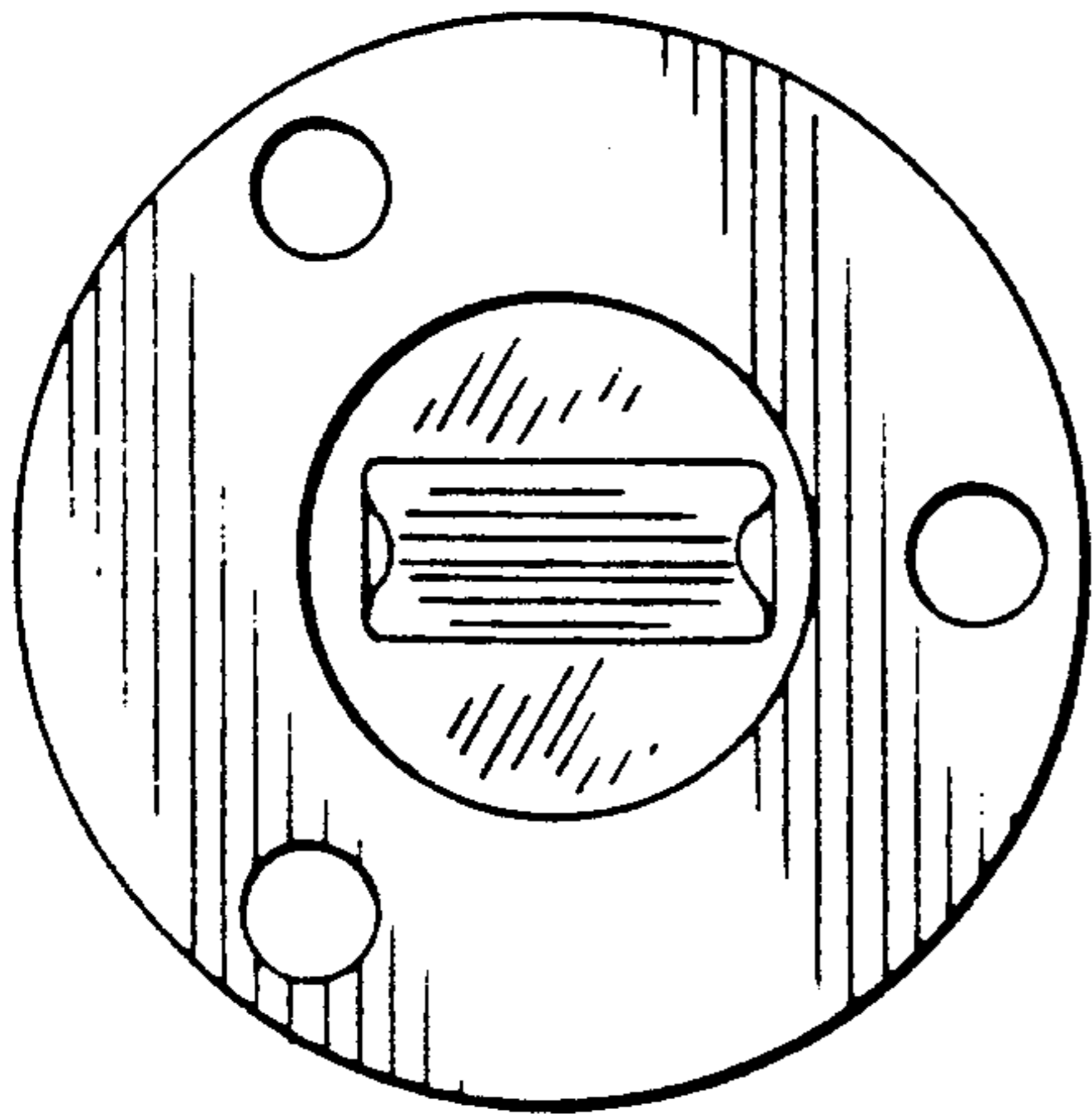


FIG. 5.

