



US00D334931S

United States Patent [19]

[11] Patent Number: **Des. 334,931**

Ito et al.

[45] Date of Patent: **** Apr. 20, 1993**

[54] TAPE RECORDER

[75] Inventors: **Masafumi Ito**, Tokyo; **Minoru Sube**, Hachioji; **Haruki Takita**, Tokyo; **Hiroyuki Watanabe**, Hanno; **Yukio Iikura**, Asaka, all of Japan

[73] Assignee: **TEAC Corporation**, Japan.

[**] Term: **14 Years**

[21] Appl. No.: **670,226**

[22] Filed: **Mar. 15, 1991**

[30] Foreign Application Priority Data

Sep. 19, 1990 [JP] Japan 31471/1990

[52] U.S. Cl. **D14/164**

[58] Field of Search **D14/160-168, D14/154, 188, 192, 194-196; 455/344, 350-351**

[56] References Cited

U.S. PATENT DOCUMENTS

D. 290,002	5/1987	Tanaka	D14/162
D. 316,860	5/1991	Ito et al.	D14/164
D. 319,237	8/1991	Ito et al.	D14/161 X
D. 321,192	10/1991	Ito et al.	D14/162
D. 327,890	7/1992	Ito et al.	D14/164

OTHER PUBLICATIONS

Stereo Review Jun. 1988, p. 4, Onkyo cassette tape deck.

Radio Shack 1990 Catalog, p. 18, stereo dual cassette decks.

Hi-Fi Stereo Guide 1990 Magazine, vol. 29.

Primary Examiner—Theodore M. Shooman
Attorney, Agent, or Firm—Andrus, Scales, Starke & Sawall

[57] CLAIM

The ornamental design for a tape recorder, as shown and described.

DESCRIPTION

FIG. 1 is a top plan view of a tape recorder showing our new design;

FIG. 2 is a bottom plan view thereof;

FIG. 3 is a front elevational view thereof;

FIG. 4 is a rear elevational view thereof;

FIG. 5 is a left side elevational view thereof;

FIG. 6 is a right side elevational view thereof; and,

FIG. 7 is a top, front and right side perspective view thereof, shown in an open condition.

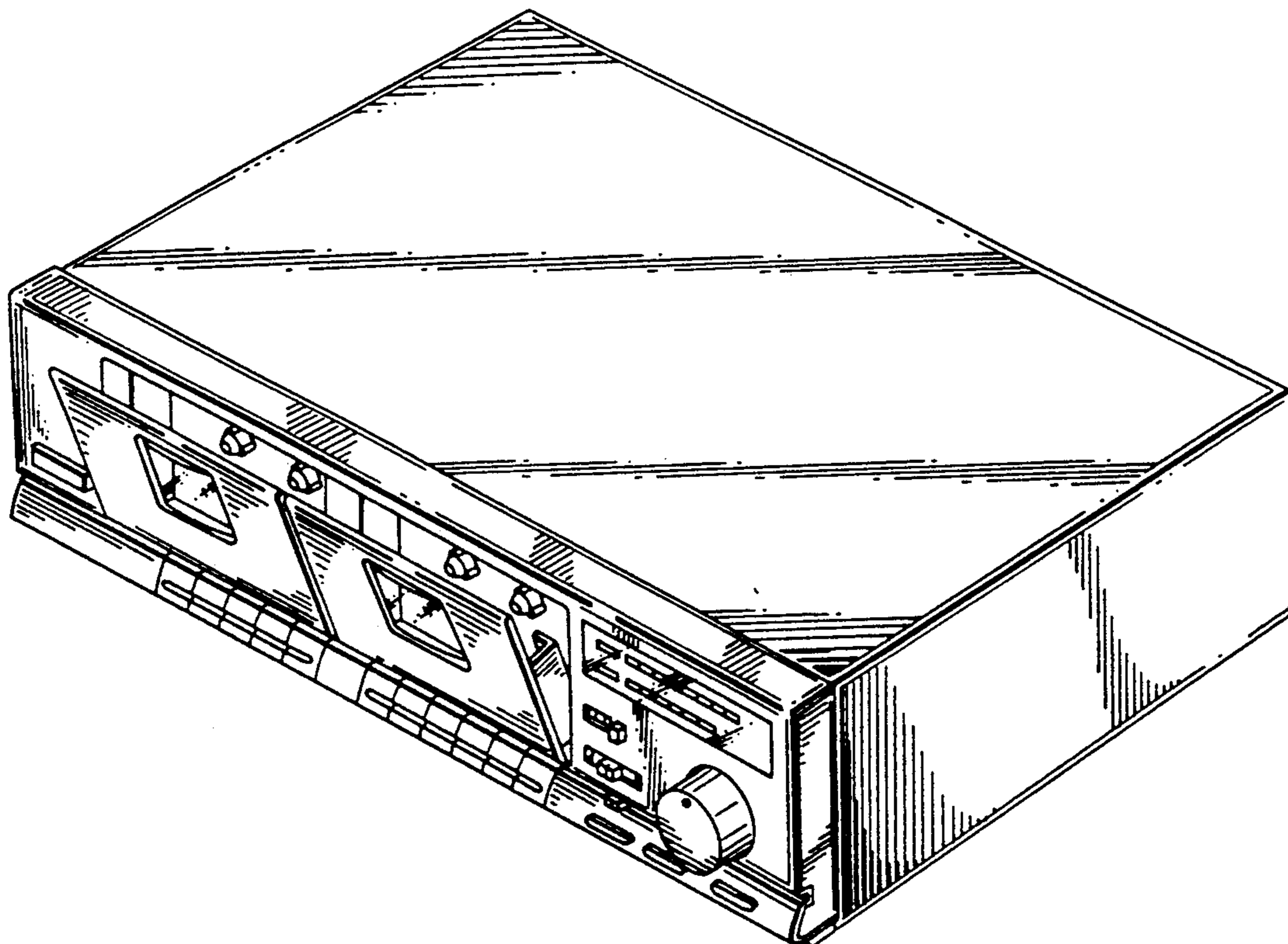


FIG. 1




FIG. 2

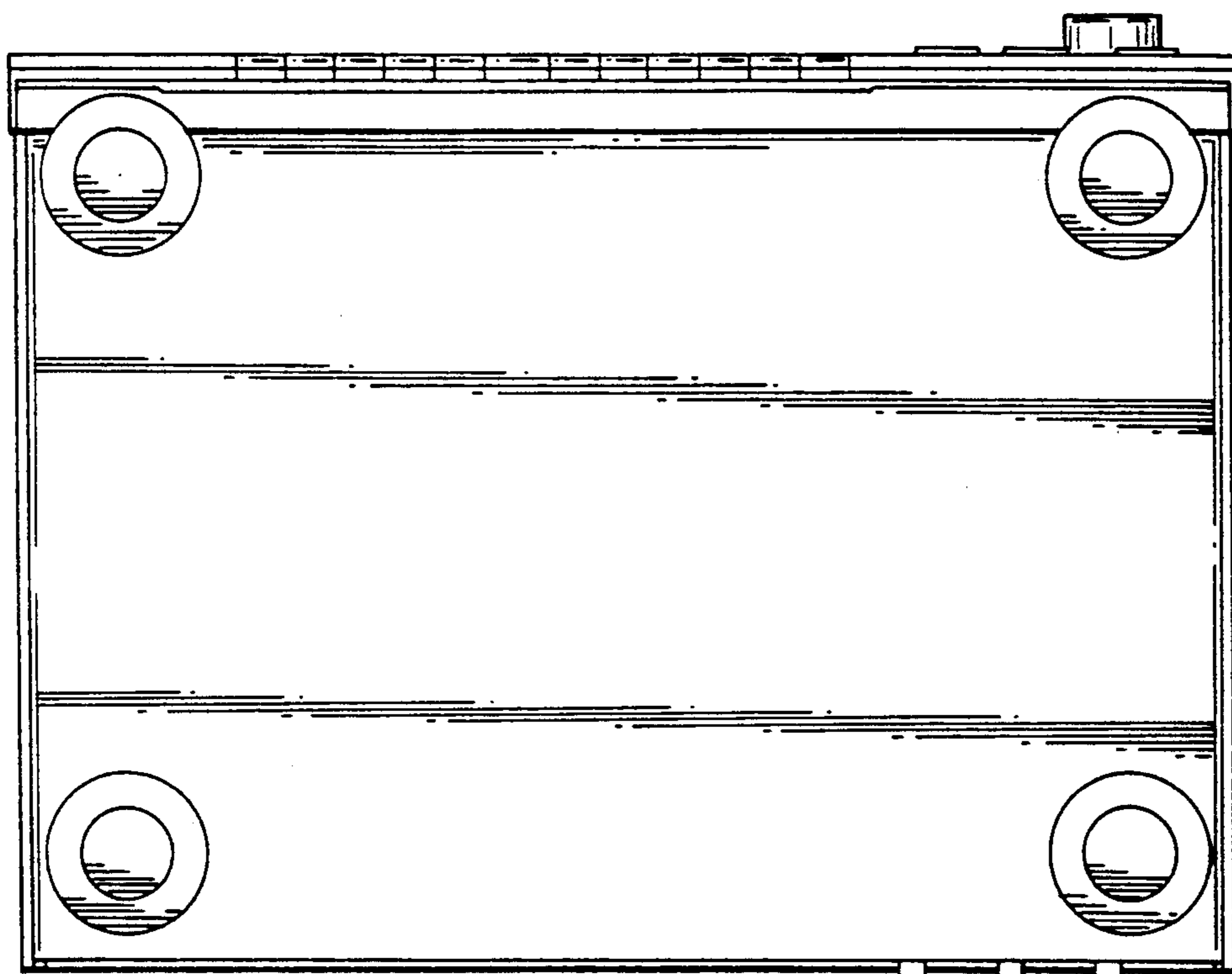


FIG. 3




FIG. 4




FIG. 5




FIG. 6

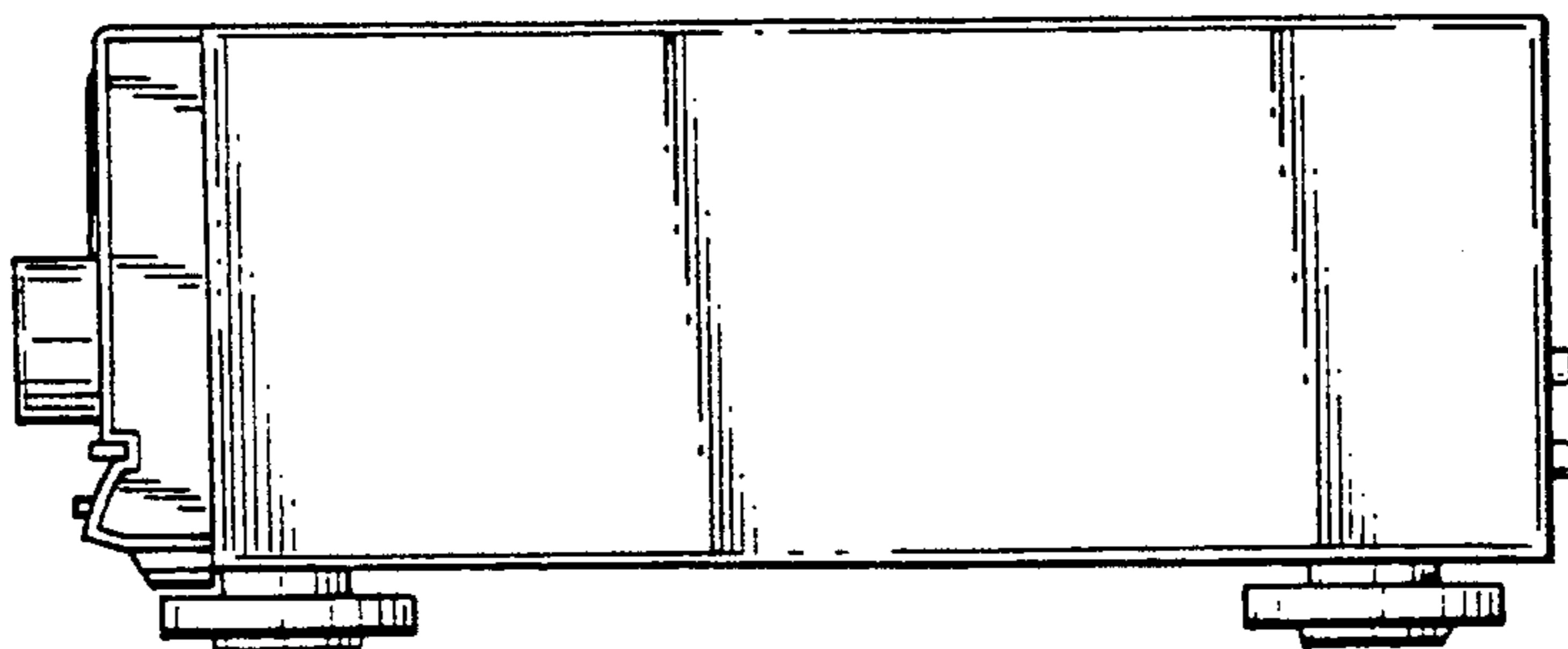


FIG. 7

