



US00D334905S

United States Patent [19]
Ritz

[11] **Patent Number: Des. 334,905**
[45] **Date of Patent: ** Apr. 20, 1993**

[54] **CORSAGE AND BOUTONNIERE FASTENER**

[76] **Inventor: L. James Ritz, 2113 Columbia Ave., Whitehall, Pa. 18052**

[**] **Term: 14 Years**

[21] **Appl. No.: 514,602**

[22] **Filed: Apr. 26, 1990**

[52] **U.S. Cl. D11/43; 24/6**

[58] **Field of Search D11/79, 6, 5, 6200, 117; 63/1.1, 2; 24/5, 6, 460, 462, 40; D20/22; 2/150**

[56] **References Cited**

U.S. PATENT DOCUMENTS

398,303	9/1876	Shulkin	24/6
436,110	9/1890	Willcox	24/6
1,554,529	9/1925	Schling	24/5
1,732,213	10/1929	Alland	24/6
1,965,152	1/1954	Murray	24/6
2,089,221	7/1937	Patur et al.	24/5
4,559,675	12/1985	Devenny	24/5
4,852,220	8/1989	Berardi	24/6

OTHER PUBLICATIONS

Goldschmiede Zeitung Nov. 1981 lower right p. 109.

Primary Examiner—A. Hugo Word

Assistant Examiner—R. Seifert

Attorney, Agent, or Firm—Eckert Seamans Cherin & Mellott

[57] **CLAIM**

The ornamental design for a corsage and boutonniere fastener, as shown and described.

DESCRIPTION

FIG. 1 is a perspective view of a corsage and boutonniere fastener showing my new design;

FIG. 2 is a perspective view of a corsage and boutonniere fastener showing a second embodiment of my new design;

FIG. 3 is a perspective view of a corsage and boutonniere fastener showing a third embodiment of my new design;

FIG. 4 is a front elevational view of FIG. 3;

FIG. 5 is a side elevational view of FIG. 3;

FIG. 6 is a side elevational view showing the side opposite that shown in FIG. 5;

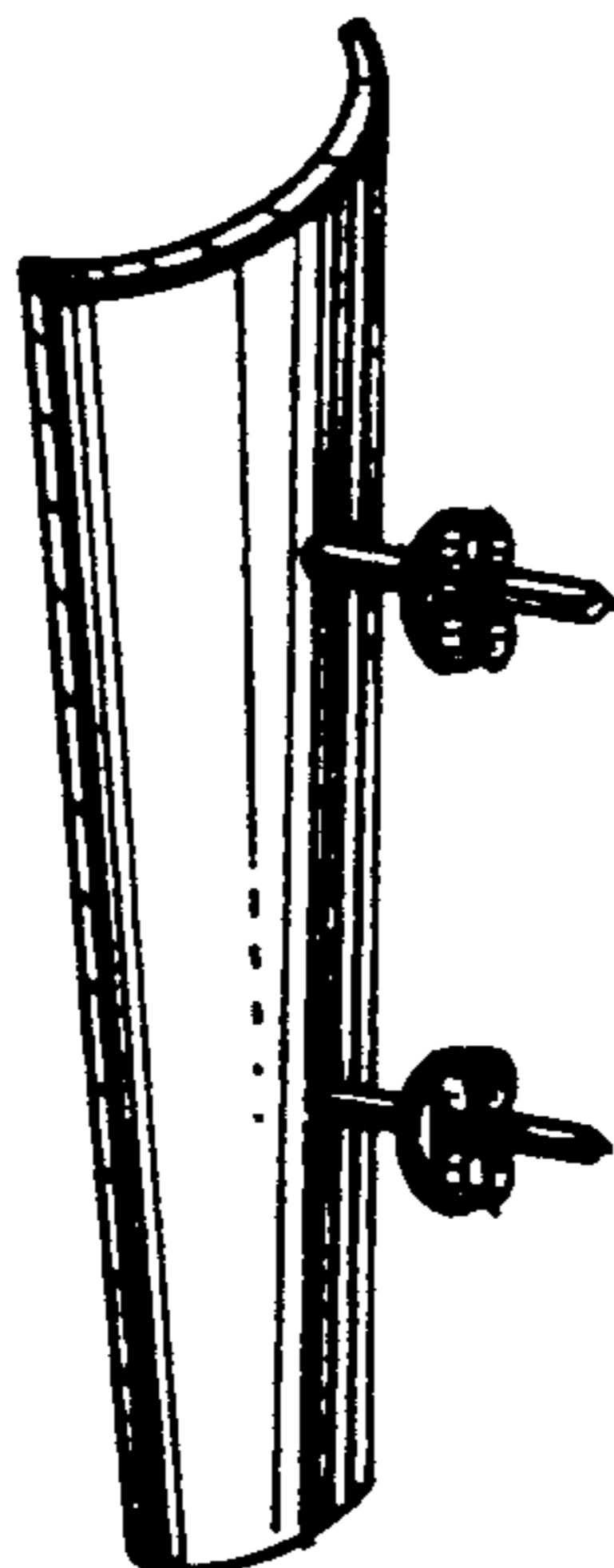
FIG. 7 is a rear elevational view of FIG. 3;

FIG. 8 is a top plan view of FIG. 3; and,

FIG. 9 is a bottom plan view of FIG. 3.

The broken line showing of a corsage in FIG. 2 is for illustrative purposes only and forms no part of the claimed design.

The views of the first and second embodiments are essentially the same as FIGS. 4 through 9 except for the length.



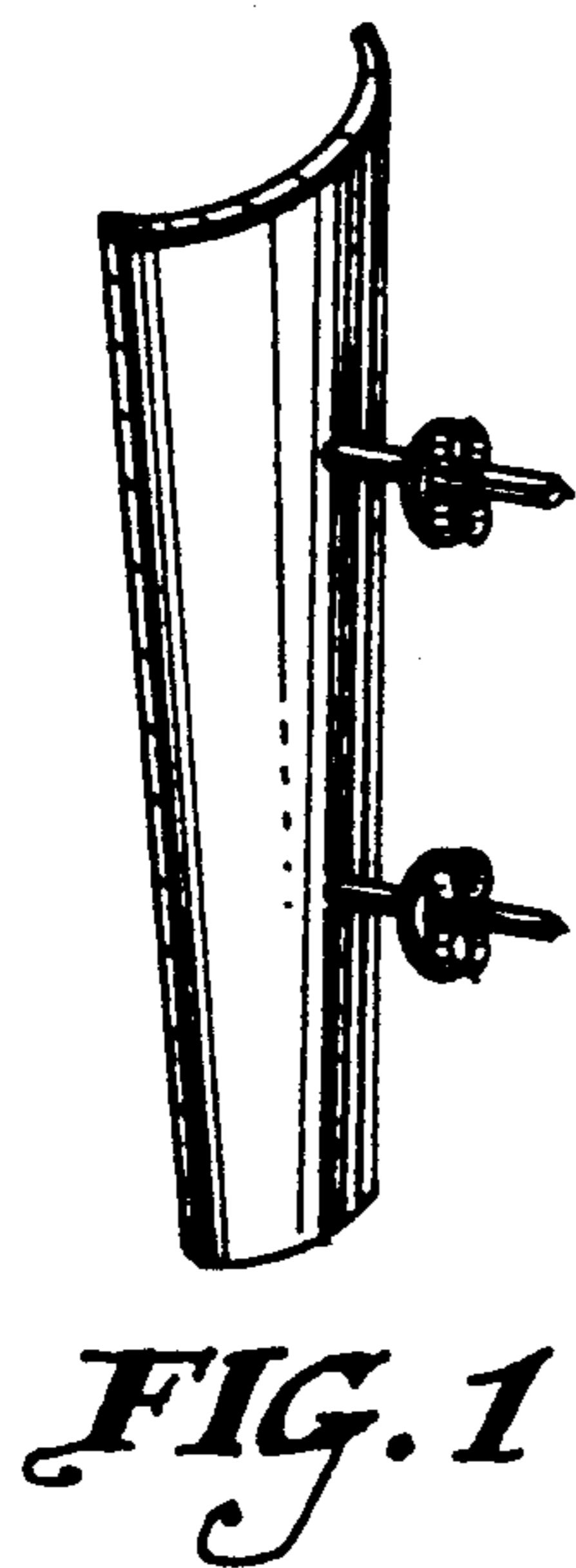


FIG. 1

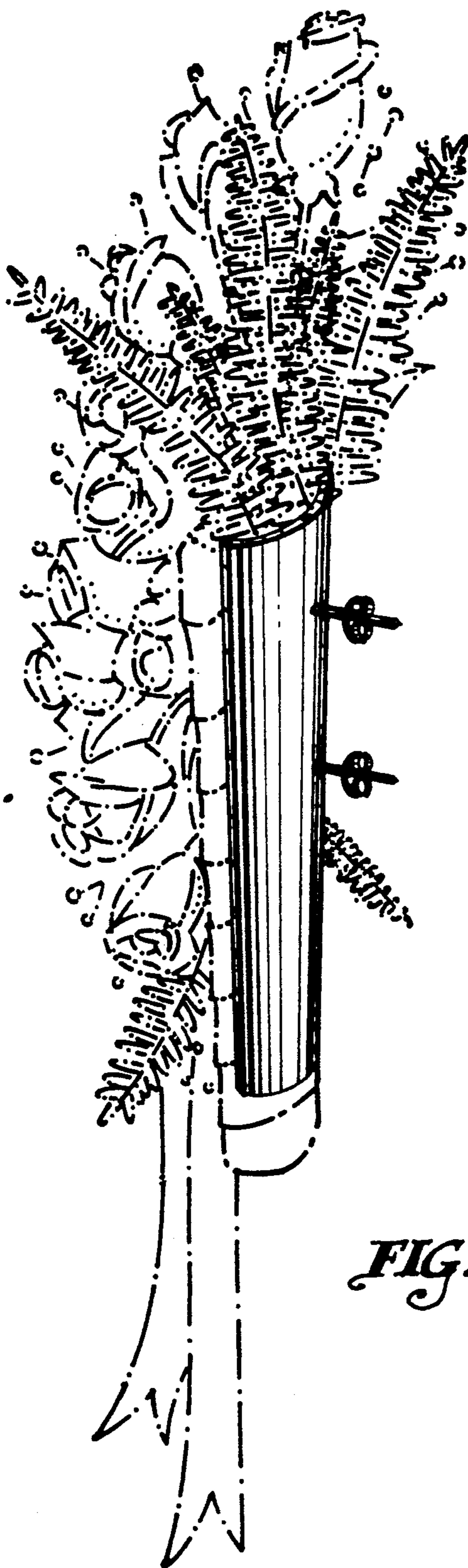


FIG. 2

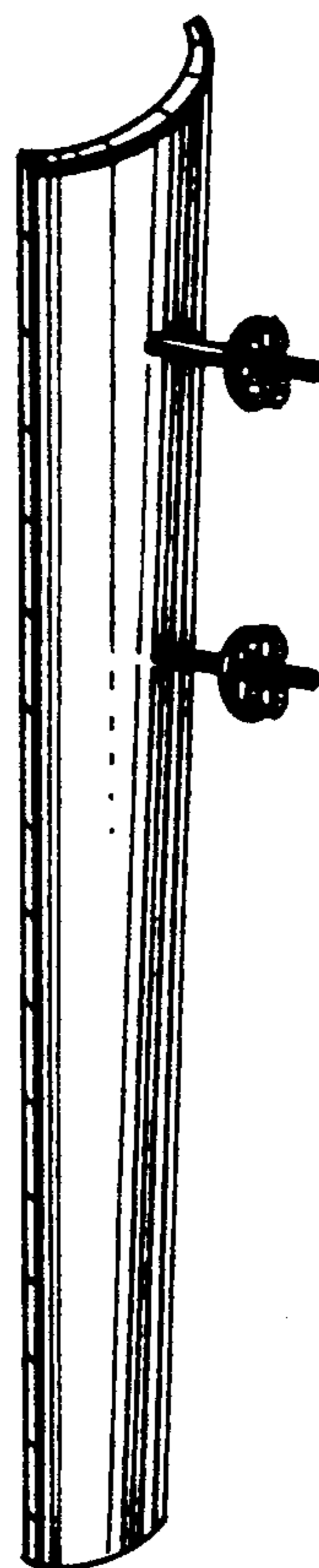


FIG. 3

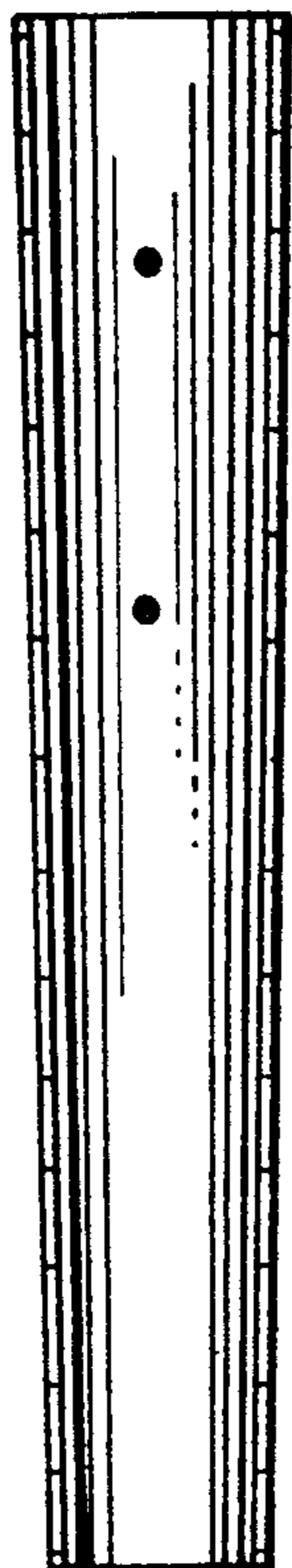


FIG. 4.

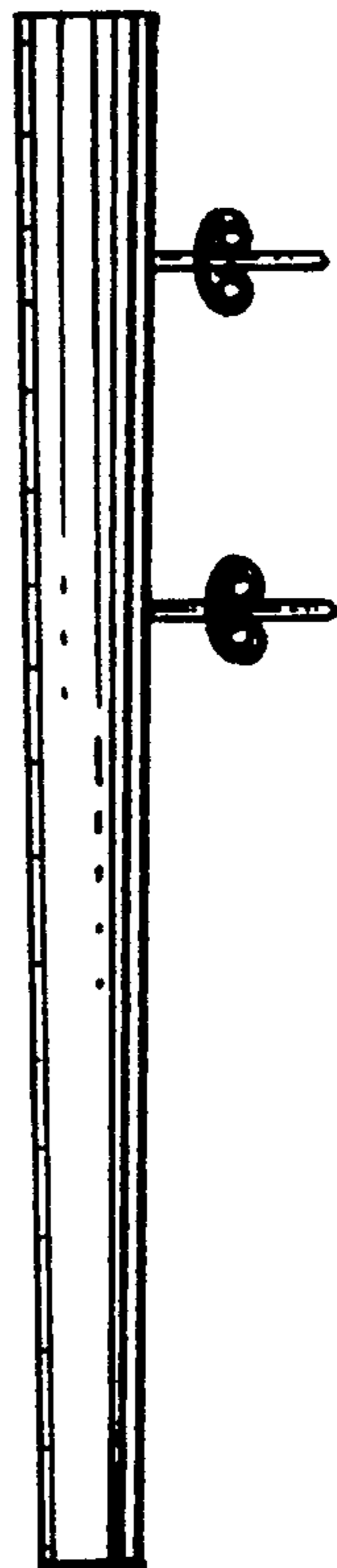


FIG. 5.




FIG. 8.




FIG. 9.




FIG. 6.



FIG. 7.