



US00D334887S

# United States Patent [19]

[11] Patent Number: **Des. 334,887**

**Barbans**

[45] Date of Patent: **\*\* Apr. 20, 1993**

[54] TELEVISION REMOTE CONTROL CONTAINER

[76] Inventor: **Michael Barbans**, 320 Hollister SE., Grand Rapids, Mich. 49506

[\*\*] Term: **14 Years**

[21] Appl. No.: **791,613**

[22] Filed: **Nov. 13, 1991**

[52] U.S. Cl. .... **D9/430; D6/455**

[58] Field of Search ..... **D9/430, 414, 433, 561, D9/546; D21/60; 229/115; 211/13; 248/174, 176; D6/432, 449, 436, 396, 470, 455; 206/45,31**

3,185,378	5/1965	Rosenborg, Jr. ....	229/115
4,253,601	3/1981	Kossoff .....	229/115
4,607,784	8/1986	Calabrese .....	229/115
4,771,917	9/1988	Heaps, Jr. et al. ....	D34/5 X
4,856,658	8/1989	Novak .	
4,911,389	3/1990	Self .....	242/146

*Primary Examiner*—Alan P. Douglas  
*Assistant Examiner*—Jeffrey Asch  
*Attorney, Agent, or Firm*—Terry M. Gernstein

### [57] CLAIM

The ornamental design for a television remote control container, as shown and described.

### DESCRIPTION

FIG. 1 is a perspective view of a television remote control container showing my new design;  
FIG. 2 is a front elevational view, the rear being a mirror image thereof;  
FIG. 3 is a side elevational view, the opposite side being a mirror image thereof;  
FIG. 4 is a top plan view thereof; and,  
FIG. 5 is a bottom view thereof.

### [56] References Cited

#### U.S. PATENT DOCUMENTS

4,754	4/1871	Kirchner .....	D9/561
D. 180,993	9/1957	Brooks .....	D21/60
D. 307,162	4/1990	Hanlon, III .....	D21/60
D. 317,261	6/1991	Brown et al. ....	D9/430
D. 318,163	7/1991	Chalmers .....	D34/5
D. 328,168	7/1992	Bartle .....	D9/430 X
D. 329,378	9/1992	Bustos .....	D9/430

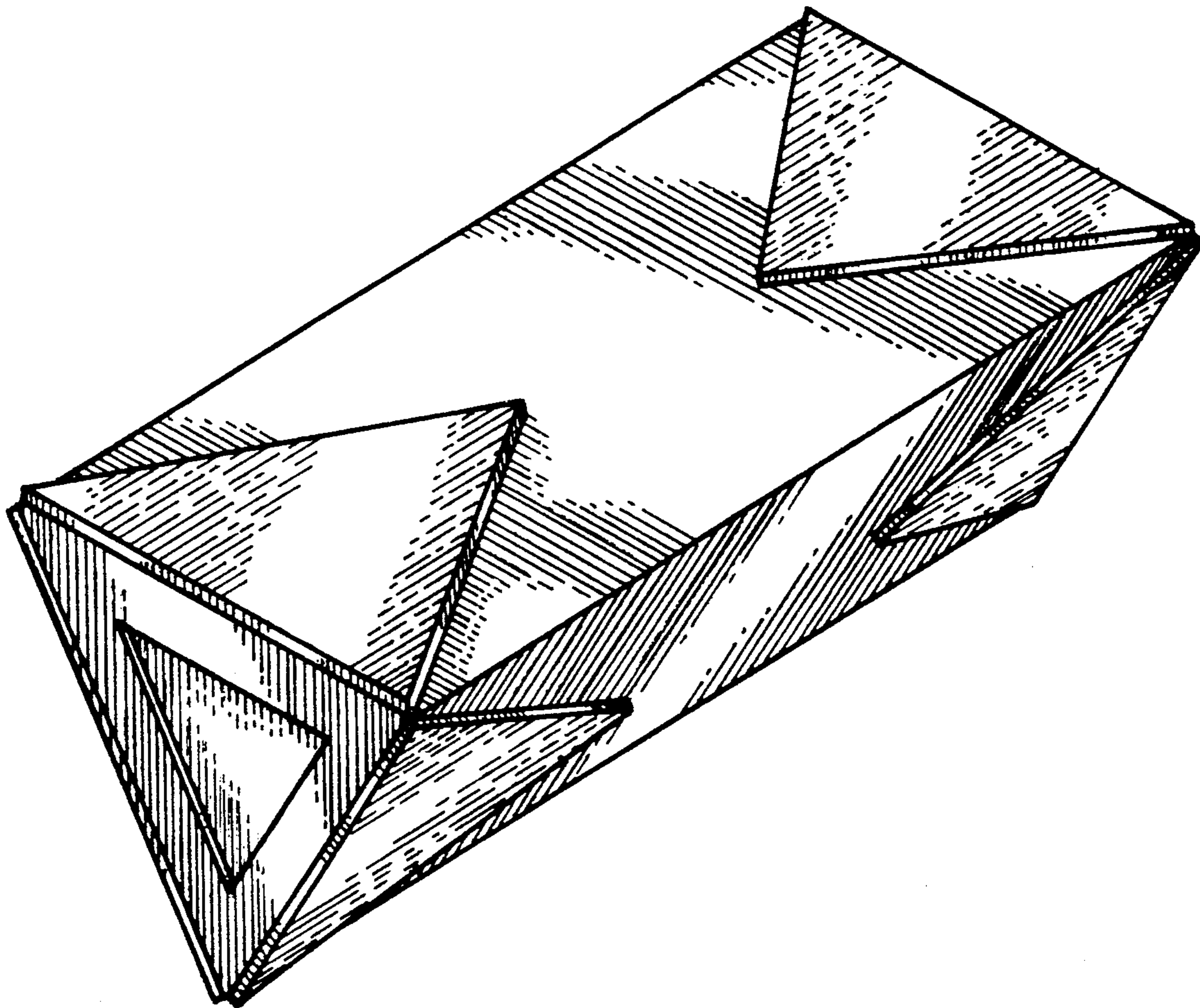
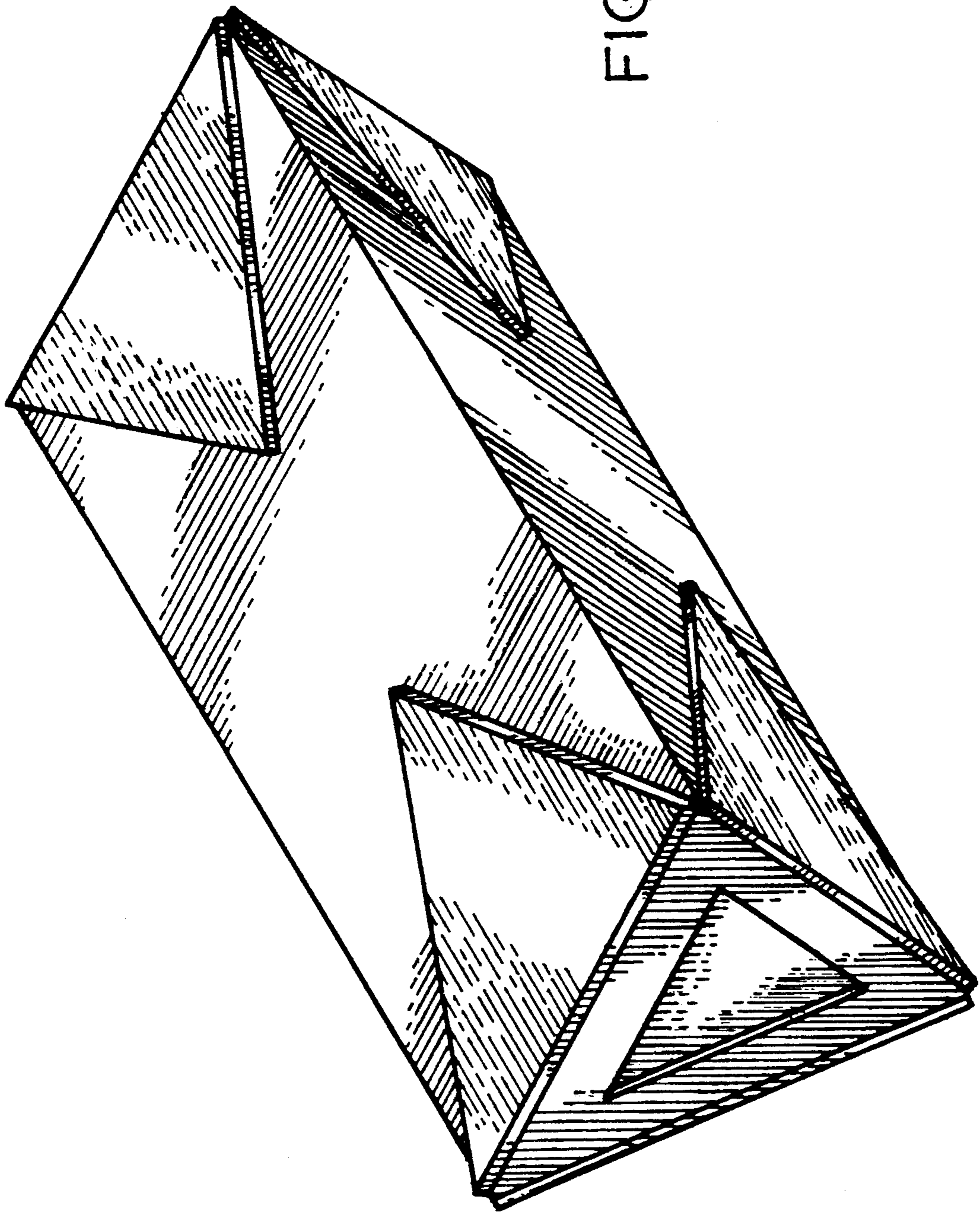


FIG.1



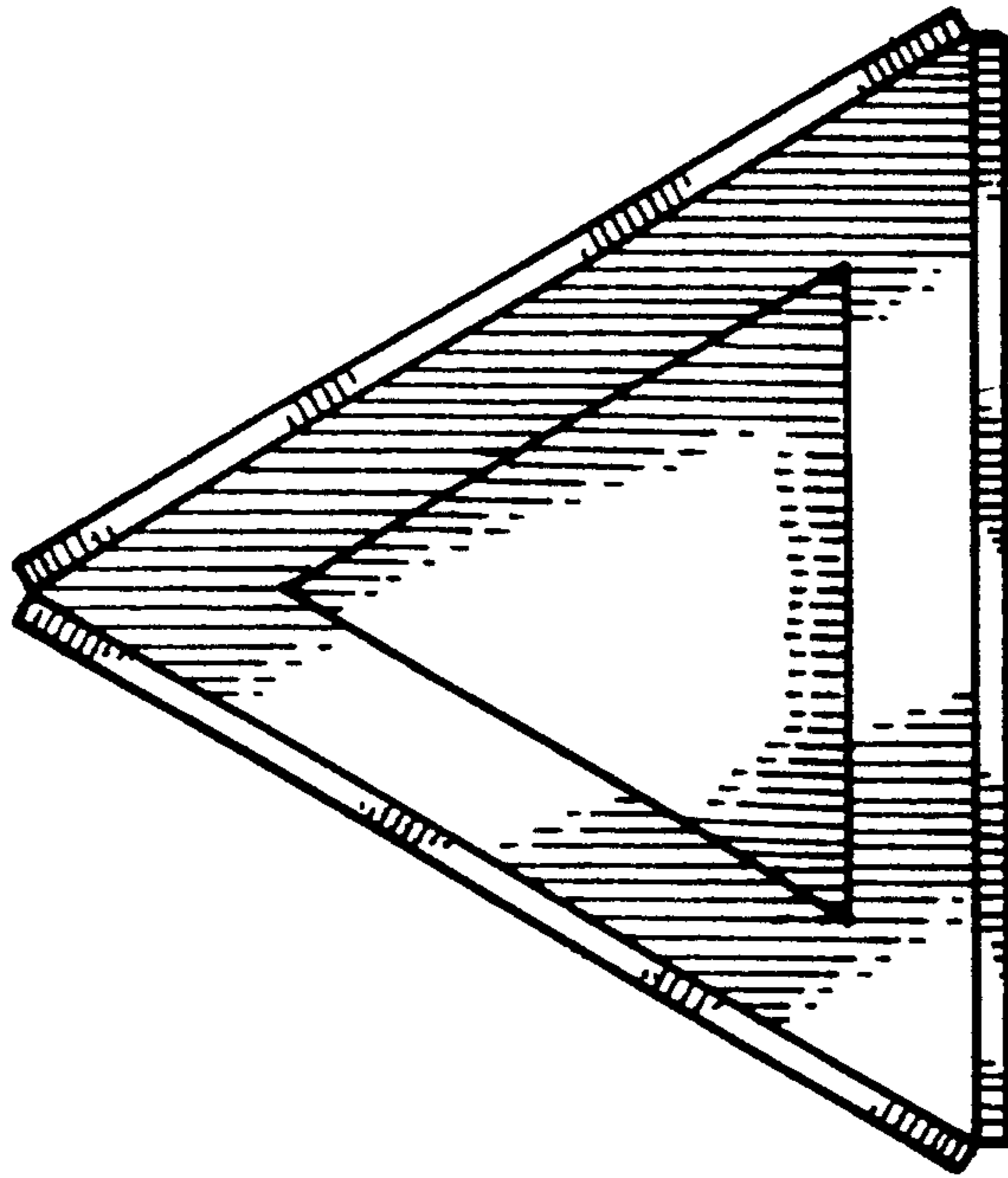


FIG. 2



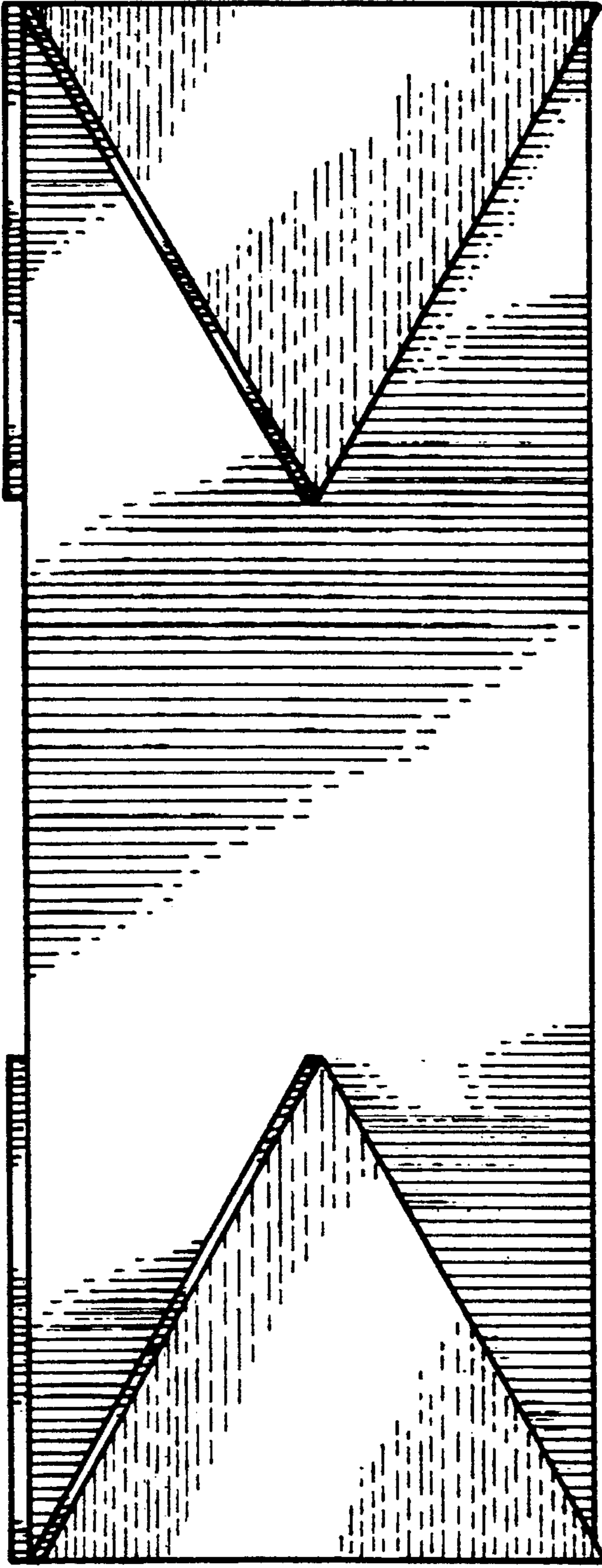


FIG.3

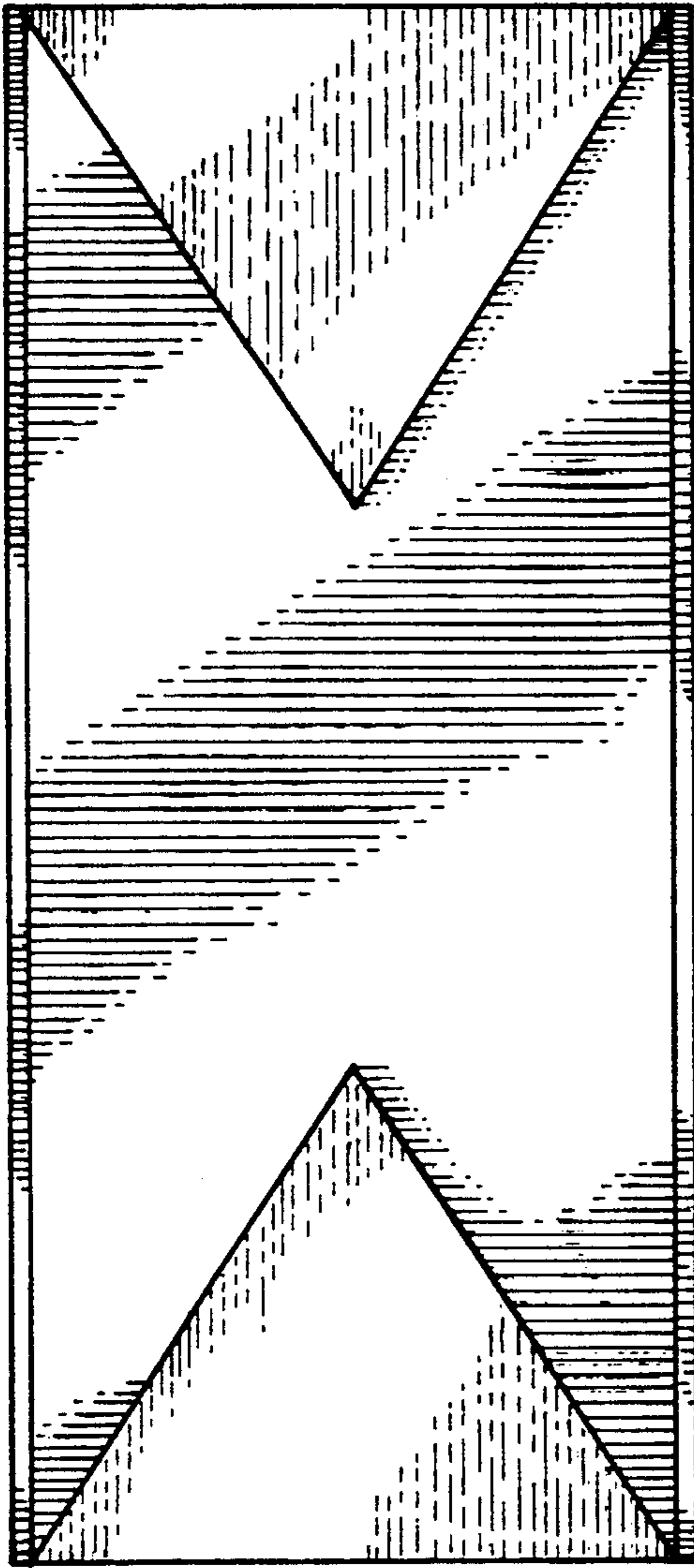


FIG. 4

FIG. 5

