



US00D334883S

United States Patent [19]

[11] Patent Number: **Des. 334,883**

Fraker et al.

[45] Date of Patent: **** Apr. 20, 1993**

- [54] **DRAPERY BOW RING**
- [75] Inventors: **Stuart R. Fraker**, Arlington; **Michael R. Loupe**, Fort Worth; **Kitty M. Milliorn**, Arlington, all of Tex.
- [73] Assignee: **Home Furnishings Discount Club of America, Inc.**, Arlington, Tex.
- [**] Term: **14 Years**
- [21] Appl. No.: **734,319**
- [22] Filed: **Jul. 18, 1991**
- [52] U.S. Cl. **D8/369**
- [58] Field of Search **D8/371, 356, 368-369, D8/383; 160/330, 345, 348, 349.2; 24/306; 248/289.1**

3,257,695 6/1966 Frame D8/383 X

FOREIGN PATENT DOCUMENTS

31304 5/1965 Fed. Rep. of Germany 16/95 D

OTHER PUBLICATIONS

Stanley Hardware Catalog, Nov. 1979, p. 363, Frame Holder, circled at right of page.

Primary Examiner—Wallace R. Burke
Assistant Examiner—H. Baynham
Attorney, Agent, or Firm—L. Dan Tucker

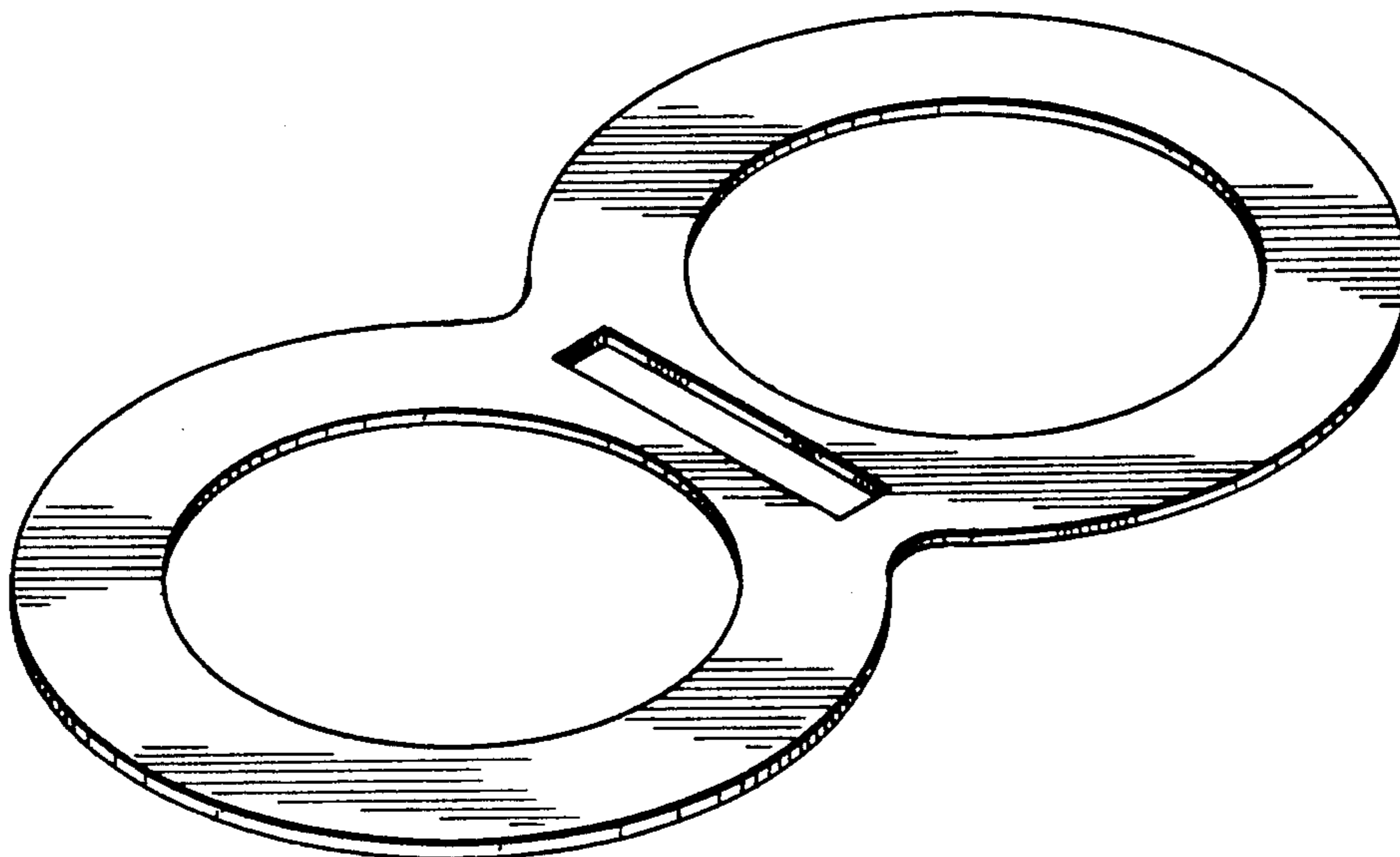
[57] CLAIM

The ornamental design for a drapery bow ring, as shown and described.

DESCRIPTION

FIG. 1 is a perspective view of a drapery bow ring showing my new design;
 FIG. 2 is a front elevational view thereof, it being understood that the back elevational view is a mirror image of FIG. 2;
 FIG. 3 is a side elevational view thereof, it being understood that the opposite elevational view is a mirror image of FIG. 3; and,
 FIG. 4 is top plan view thereof, it being understood that the bottom plan view is a mirror image of FIG. 4.

- [56] **References Cited**
- U.S. PATENT DOCUMENTS**
- D. 5,608 3/1872 Averell D8/371
- D. 118,822 2/1940 Kaufman D8/371
- D. 136,228 8/1943 Gemmill D8/371
- D. 208,471 9/1967 Kenney D8/367
- D. 250,877 1/1979 Miavitz D8/371 X
- D. 252,610 8/1979 Miavitz D8/371 X
- D. 259,699 6/1981 Hughes D8/367
- 3,114,412 12/1963 Lishman D8/369 X



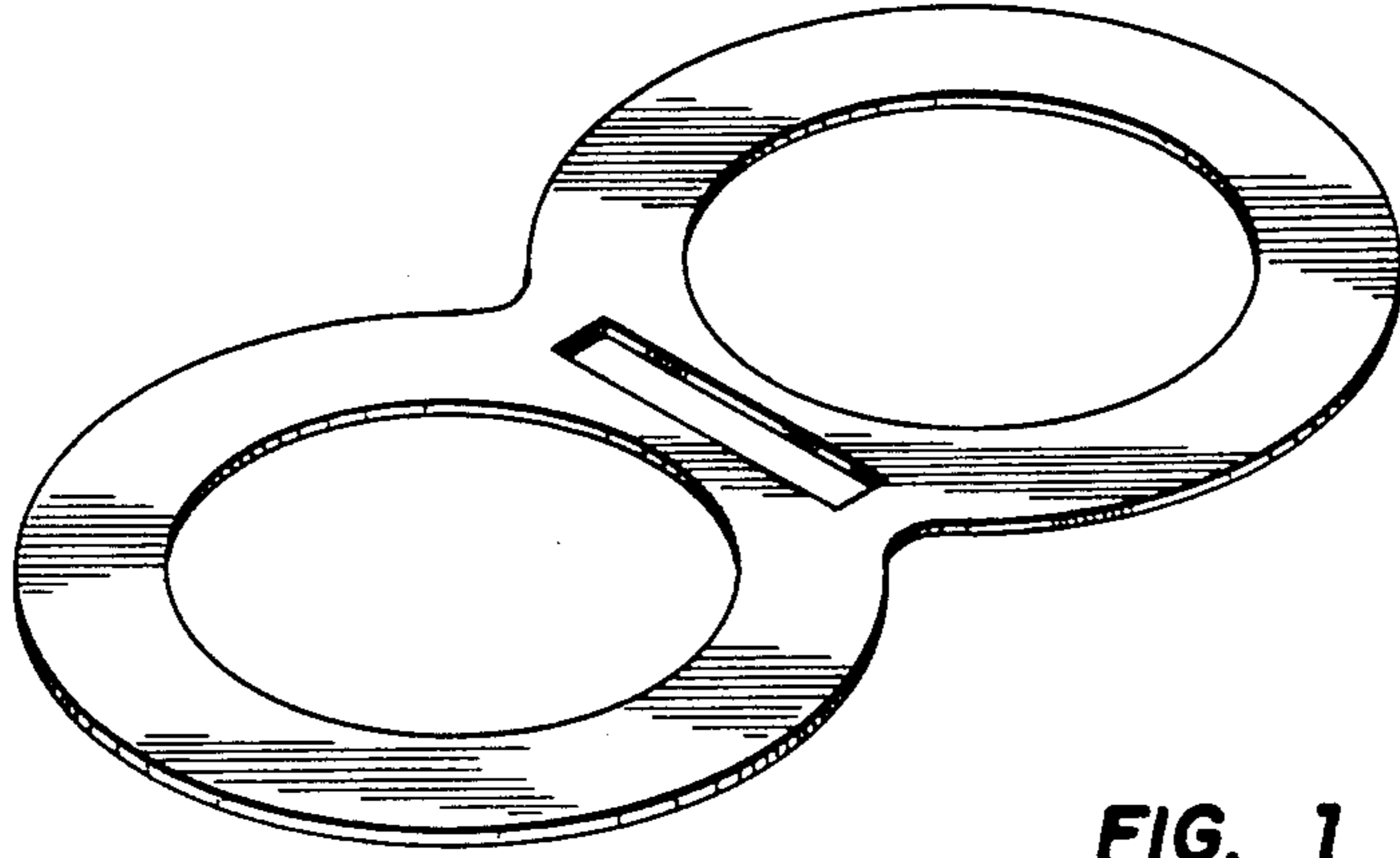


FIG. 1

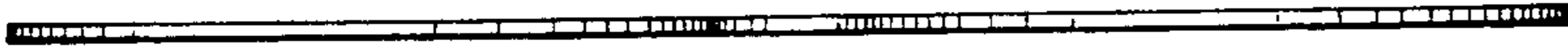


FIG. 2




FIG. 3

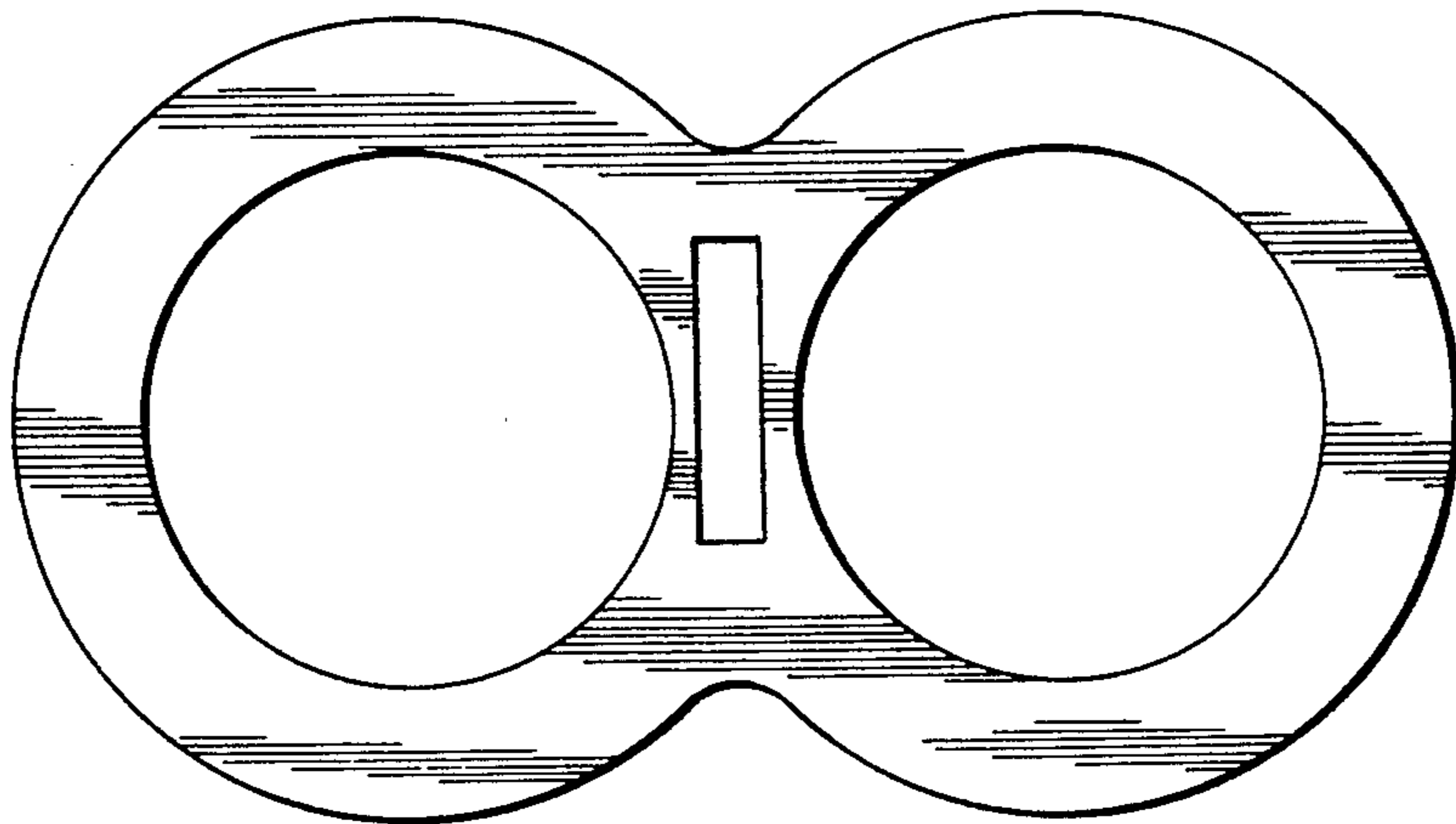


FIG. 4