



US00D334873S

# United States Patent [19]

[11] Patent Number: **Des. 334,873**

Ancona et al.

[45] Date of Patent: **\*\* Apr. 20, 1993**

[54] **SPICE RACK**

D. 327,820 7/1992 Ancona et al. .... D7/616 X  
4,700,850 10/1987 Morgan et al. .... 211/78 X  
4,895,260 1/1990 Ancona et al. .... 211/77

[75] Inventors: **Bruce Ancona; Jane Ancona**, both of New York City, N.Y.

*Primary Examiner*—Terry A. Pfeffer  
*Attorney, Agent, or Firm*—James A. Drobile; Robert A. Koons, Jr.; Robert E. Rosenthal

[73] Assignee: **M. Kamenstein, Inc.**, White Plains, N.Y.

[\*\*] Term: **14 Years**

[57] **CLAIM**

[21] Appl. No.: **787,539**

The ornamental design for a spice rack, as shown and described.

[22] Filed: **Nov. 12, 1991**

**DESCRIPTION**

[52] U.S. Cl. .... **D7/616; D7/638**

[58] Field of Search .... **D6/457, 466, 469; D7/590, 616-618, 638; 211/74, 77, 78, 163**

FIG. 1 is a perspective view of a spice rack showing our new design;

FIG. 2 is a side elevational view thereof;

FIG. 3 is a top plan view thereof;

FIG. 4 is a bottom plan view thereof;

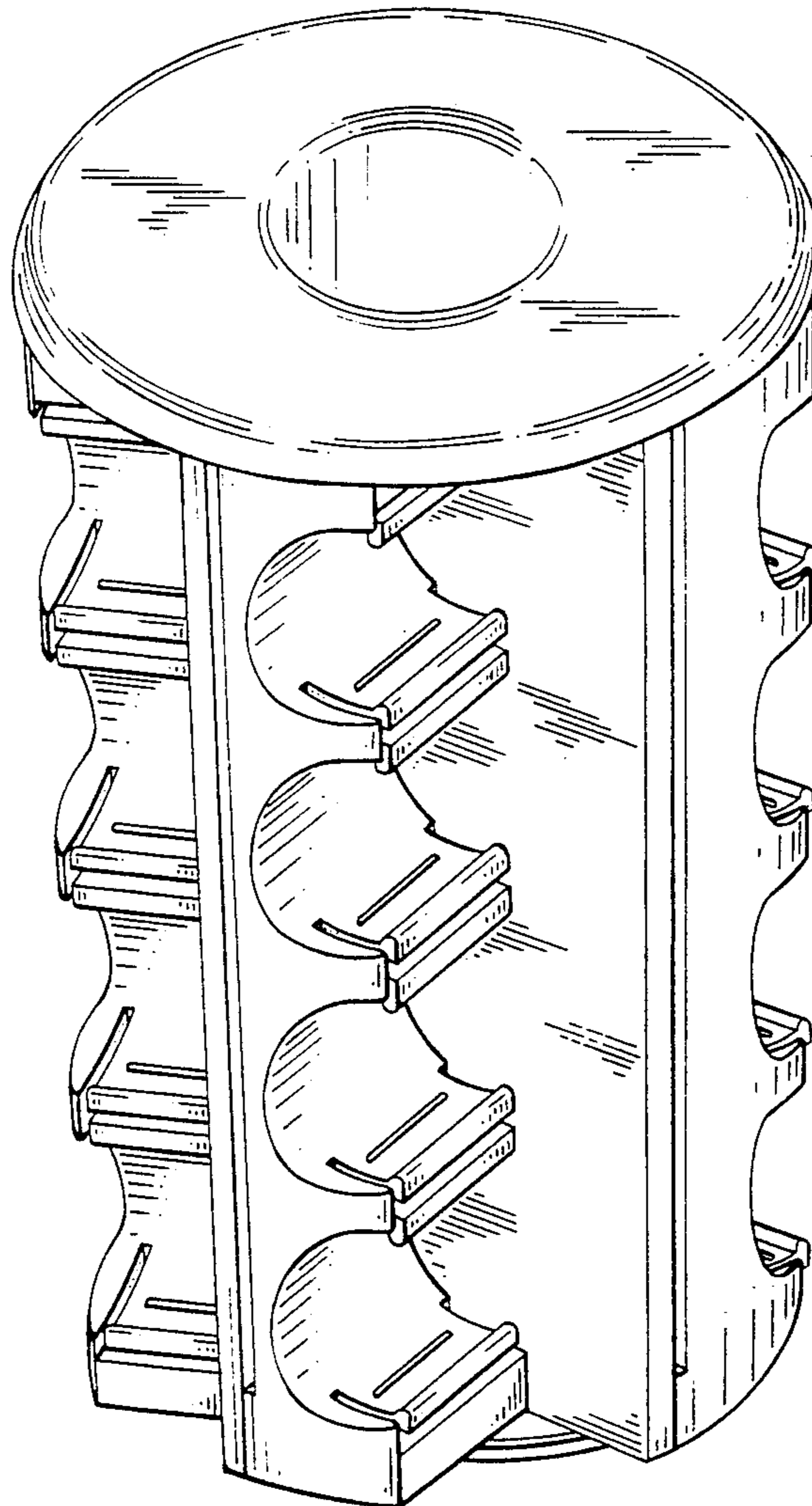
FIG. 5 is a perspective view of an alternate embodiment of FIG. 1; and,

FIG. 6 is a top plan view of FIG. 5, the remaining view being similar to the first embodiment.

[56] **References Cited**

**U.S. PATENT DOCUMENTS**

D. 299,402 1/1989 Ancona et al. .... D7/73  
D. 303,900 10/1990 Ancona et al. .... D7/616  
D. 316,502 4/1991 Ancona et al. .... D7/641






FIG. 1

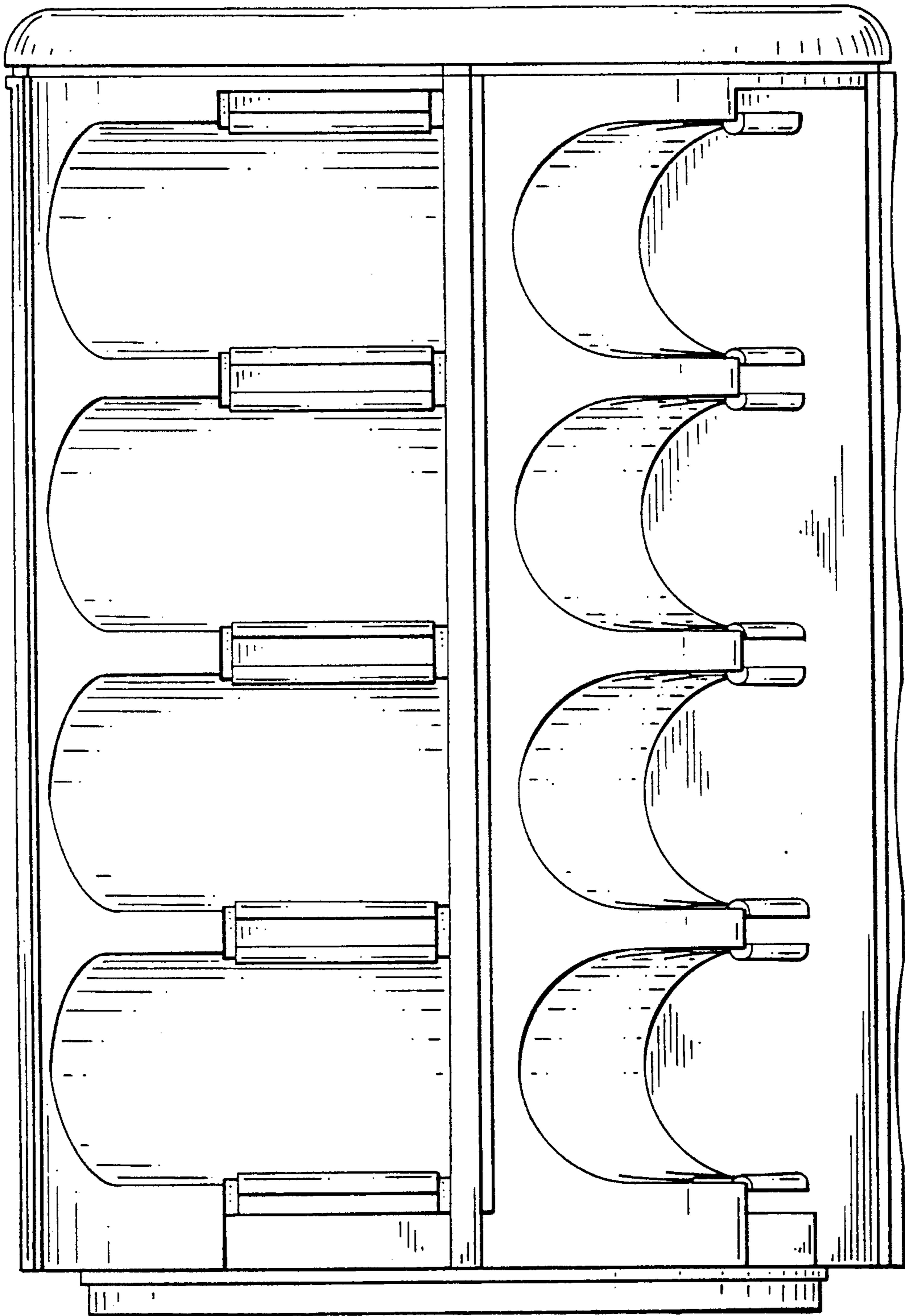
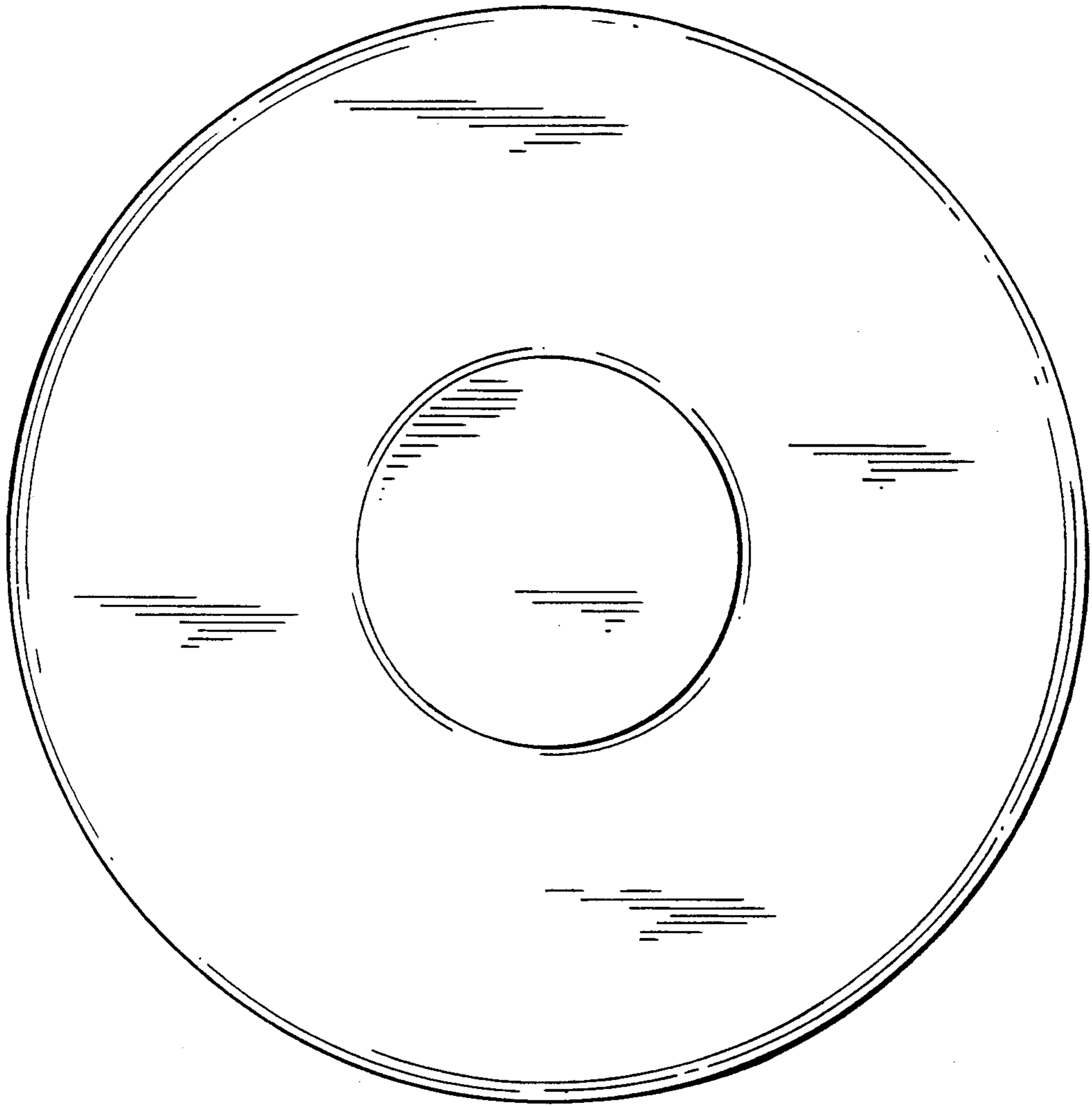
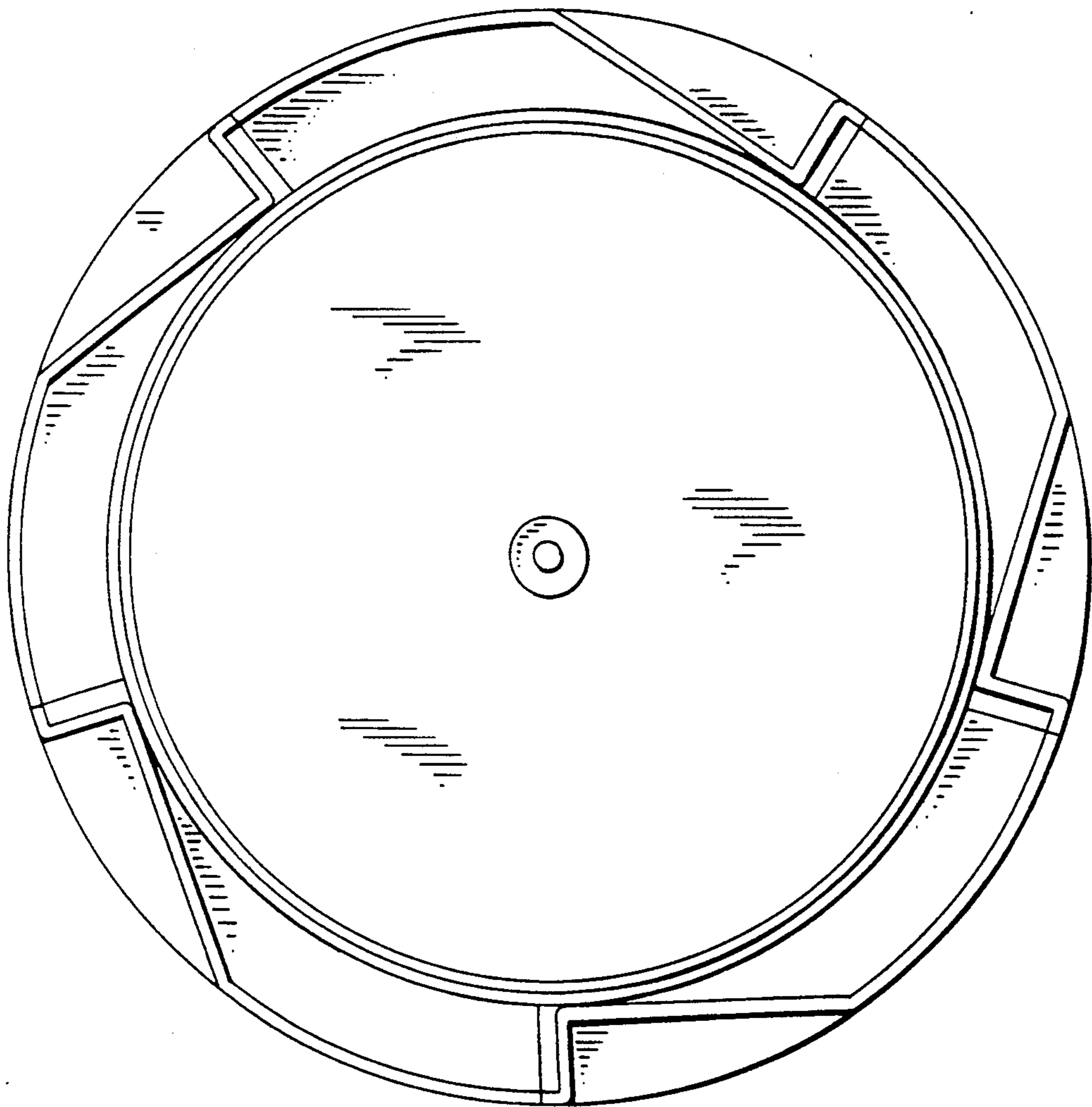


FIG. 2



**FIG.3**



**FIG. 4**





FIG.5



**FIG. 6**