



US00D334866S

United States Patent [19]

Warren

[11] Patent Number: **Des. 334,866**

[45] Date of Patent: **** Apr. 20, 1993**

[54] **COOKER TOP**

[75] Inventor: **Ronald M. Warren, Maidenhead, United Kingdom**

[73] Assignee: **Glen Dimplex (an Irish Company), Eire, Ireland**

[**] Term: **14 Years**

[21] Appl. No.: **543,172**

[22] Filed: **Jun. 25, 1990**

[52] U.S. Cl. **D7/407**

[58] Field of Search **D7/323, 339-340, D7/346, 347, 348; 126/211, 214 R, 214 C, 212, 220, 39 E, 39 B, 39 C, 39 H, 39 N, 50, 19 R, 273 R, 39 J, 39 K; 219/400, 446, 444, 457, 458, 464**

[56] **References Cited**

U.S. PATENT DOCUMENTS

D. 94,017	12/1934	Bradbury	D7/340
D. 157,688	3/1950	Krueger	D7/346
D. 172,208	5/1954	Armstrong	D7/340
D. 188,361	7/1960	Poracki	D7/346
D. 191,188	8/1961	Del Francia	D7/346
D. 289,487	4/1987	Schultz	D7/346
3,044,459	7/1962	Brown	126/39 H

Primary Examiner—A. Hugo Word

Assistant Examiner—Ruth McInroy

[57] **CLAIM**

The ornamental design for a cooker top, as shown.

DESCRIPTION

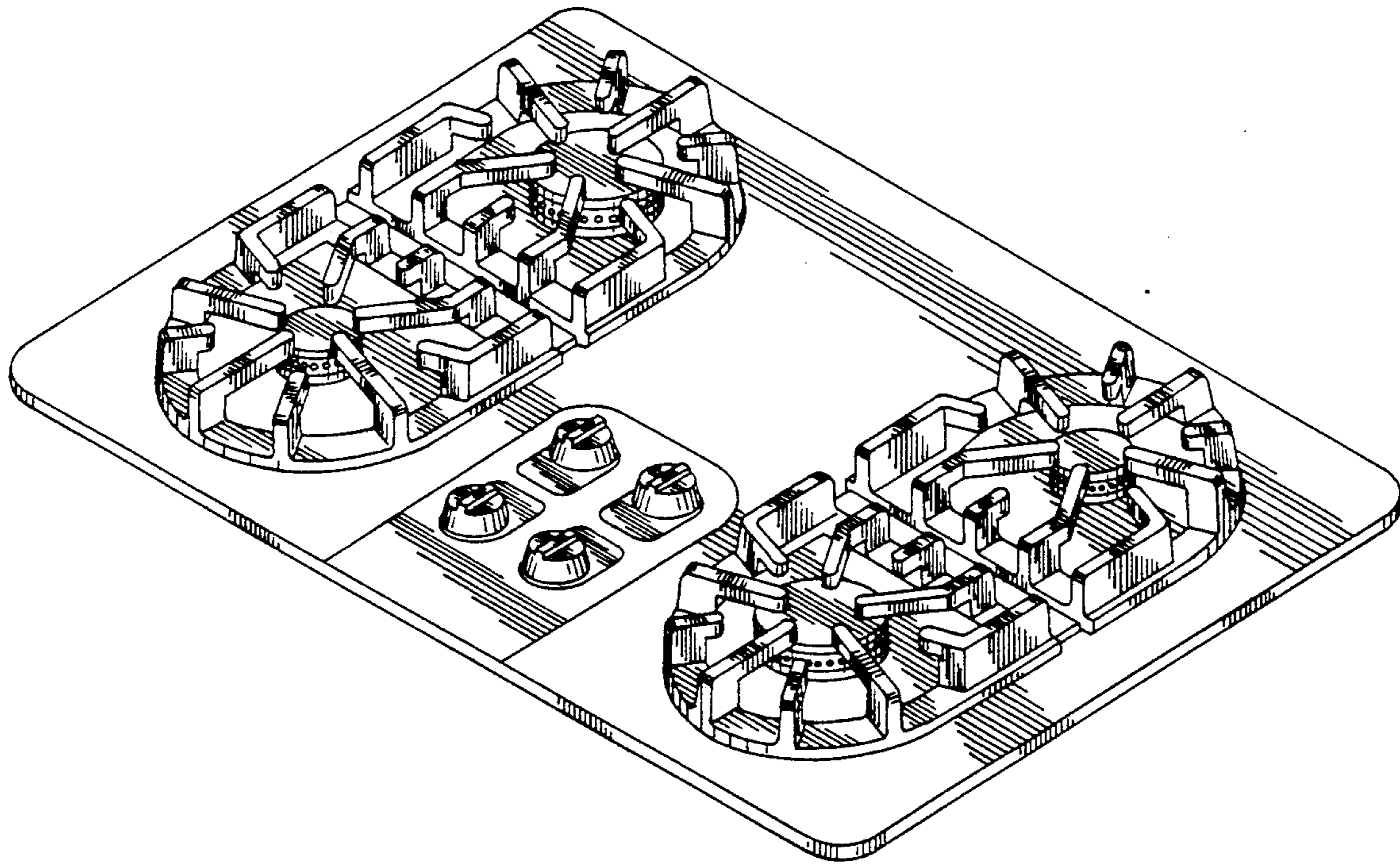
FIG. 1 is a top perspective view of a cooker top showing my new design;

FIG. 2 is a top plan view thereof;

FIG. 3 is a side elevational view thereof; and,

FIG. 4 is a front elevational view thereof.

The undisclosed bottom view is flat and unornamented.



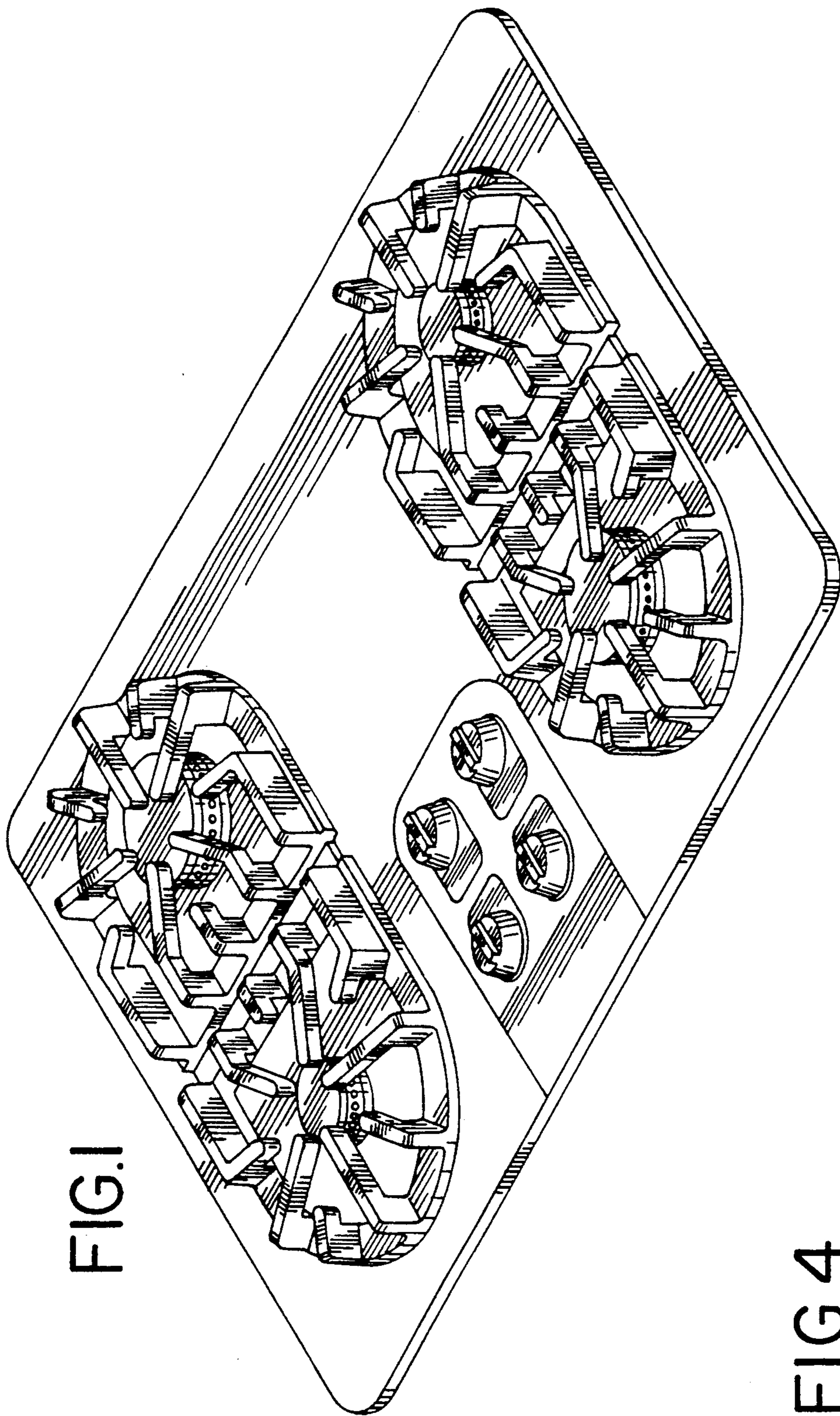


FIG. 1

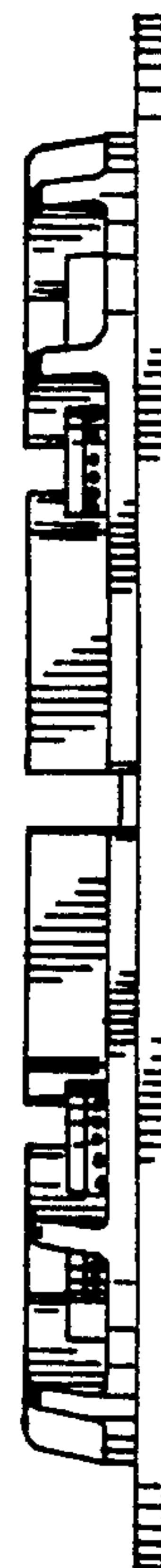


FIG. 4

FIG. 2

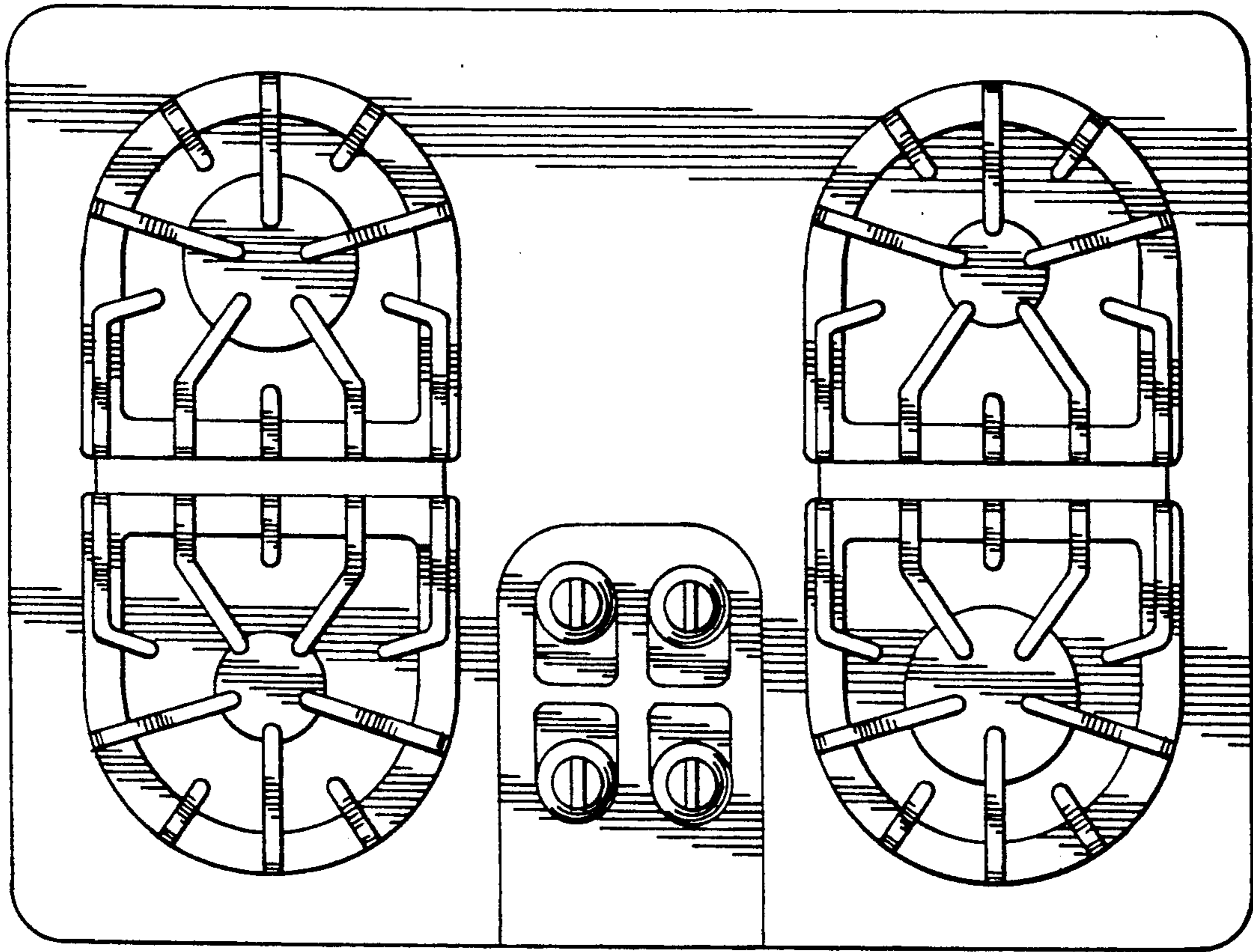


FIG. 3

