



US00D334858S

United States Patent [19]

Brunner et al.

[11] Patent Number: **Des. 334,858**

[45] Date of Patent: **** Apr. 20, 1993**

[54] CRIB ENDBOARD

[75] Inventors: **Merlin A. Brunner**, Appleton;
Harvey J. Draheim, Weyauwega,
both of Wis.

[73] Assignee: **Simmons Juvenile Products
Company, Inc.**, New London, Wis.

[**] Term: **14 Years**

[21] Appl. No.: **870,032**

[22] Filed: **Apr. 16, 1992**

[52] U.S. Cl. **D6/508**

[58] Field of Search **D6/382-395,**
D6/505-508; 5/93.1, 99.1

[56] References Cited

U.S. PATENT DOCUMENTS

- D. 269,742 7/1983 Brunner et al. D6/391
- D. 302,915 8/1989 Brunner et al. D6/508
- D. 329,955 10/1992 Brunner et al. D6/508

OTHER PUBLICATIONS

1988 Simmons Juvenile Products Company, Inc. Cata-
log: cover and pp. 7, 13.
1990 Catalog Page (Simmons Juvenile Products Com-
pany, Inc.) showing Crib No. 1213.

Primary Examiner—Alan P. Douglas
Assistant Examiner—J. E. Seeger
Attorney, Agent, or Firm—Hoffmann & Baron

[57] CLAIM

The ornamental design for a crib endboard, as shown
and described.

DESCRIPTION

FIG. 1 is a front perspective view of a crib endboard
showing our new design;
FIG. 2 is a top plan view thereof;
FIG. 3 is a front elevation view thereof, the rear side
being a mirror image thereof;
FIG. 4 is a bottom plan view thereof;
FIG. 5 is a side elevation view thereof, the opposite side
being a mirror image thereof;
FIG. 6 is an enlarged sectional view taken through the
top rail thereof; and,
FIG. 7 is an enlarged sectional view taken through the
bottom rail thereof.

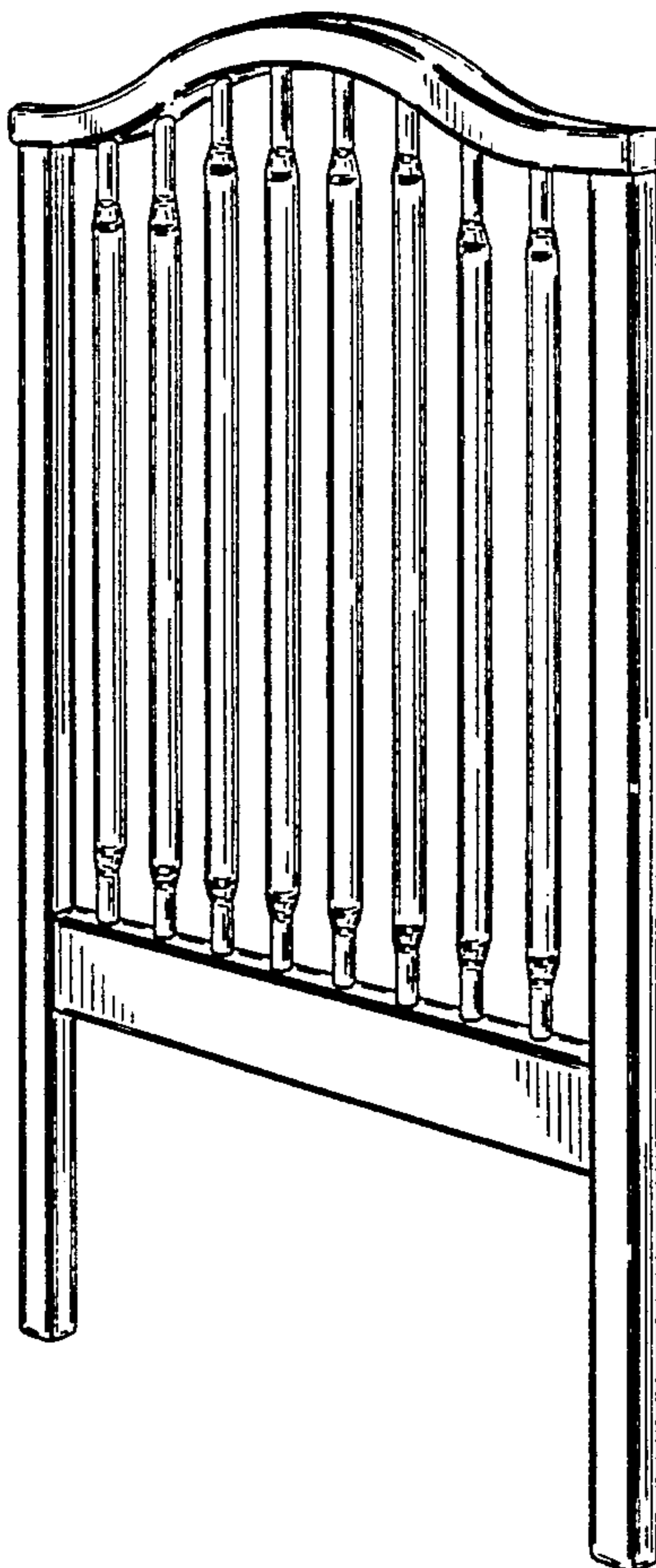


FIG-1

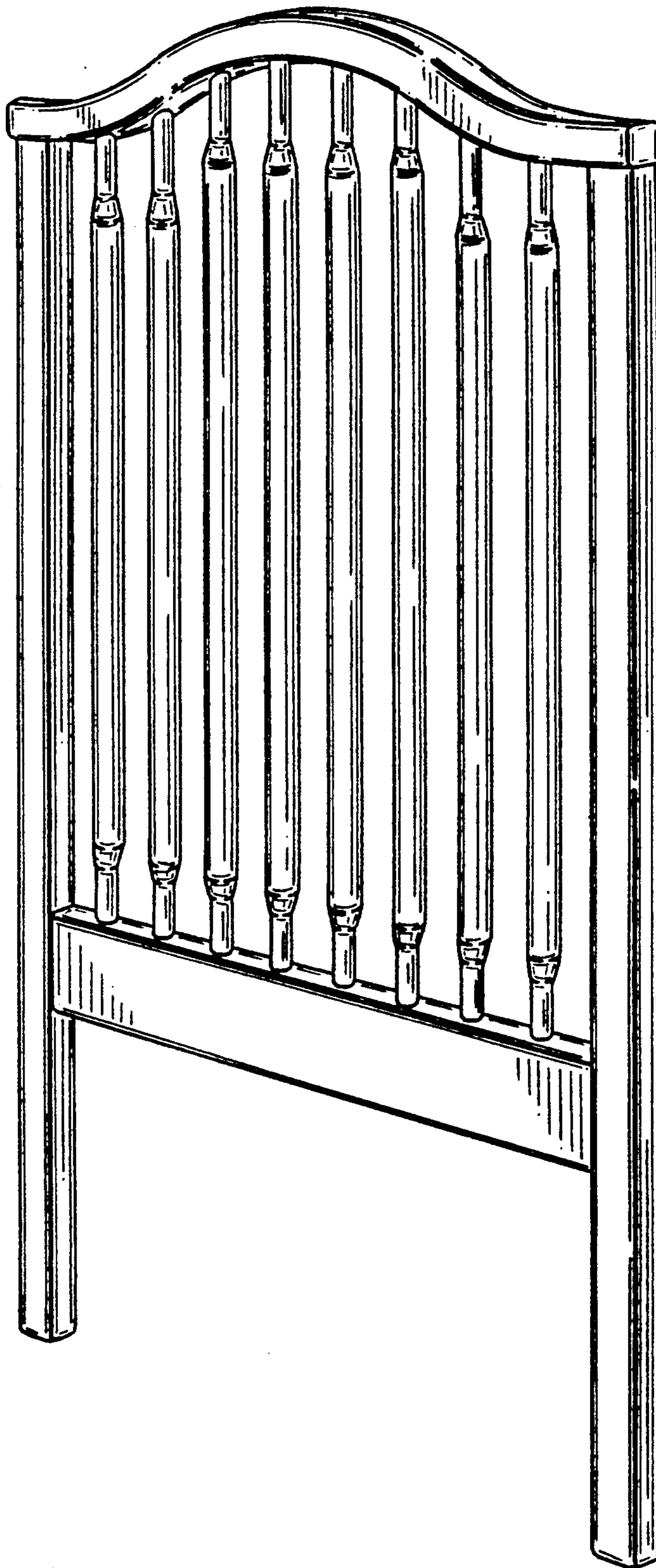


FIG-2




FIG-3

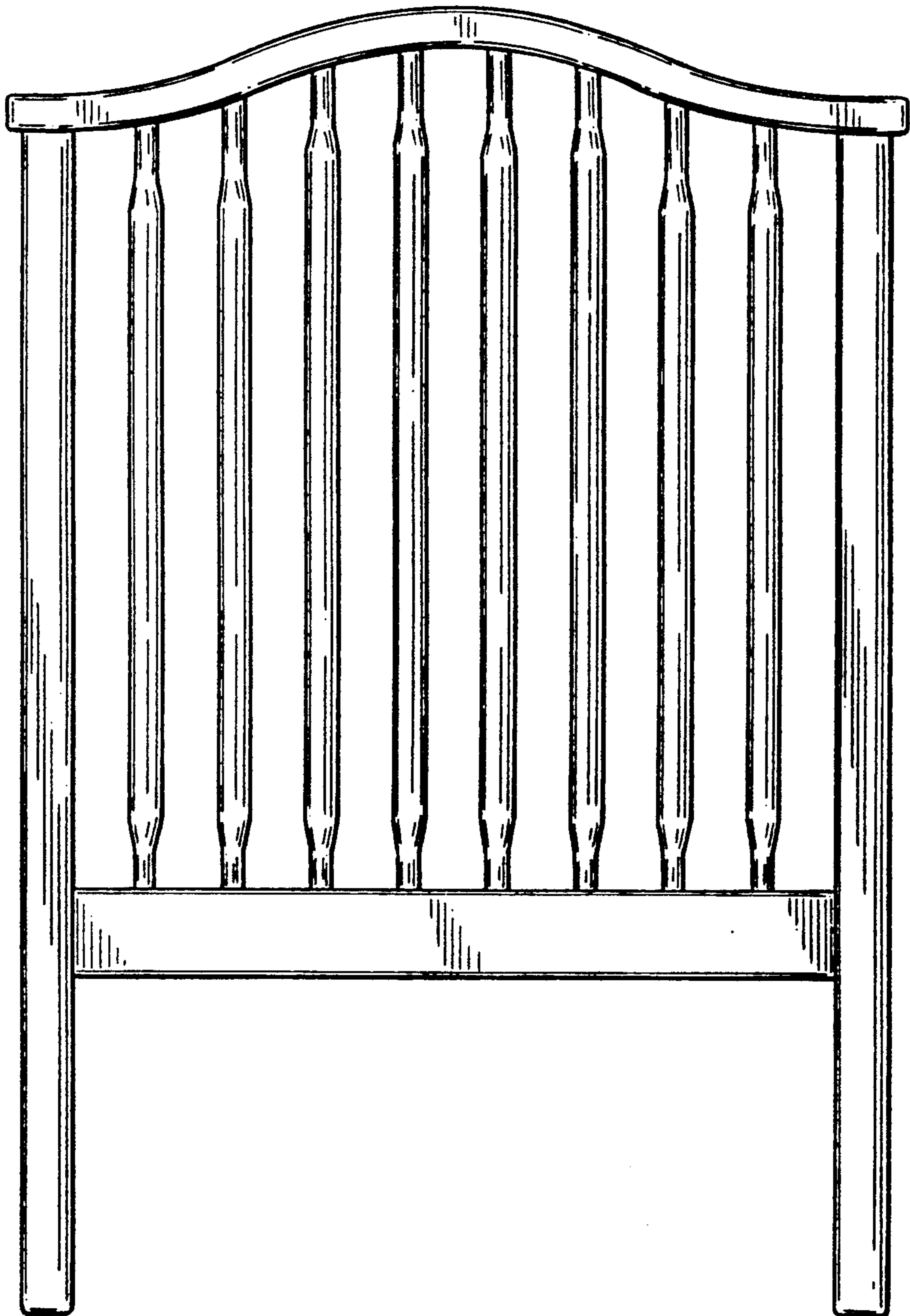


FIG-4



FIG-5



FIG-6

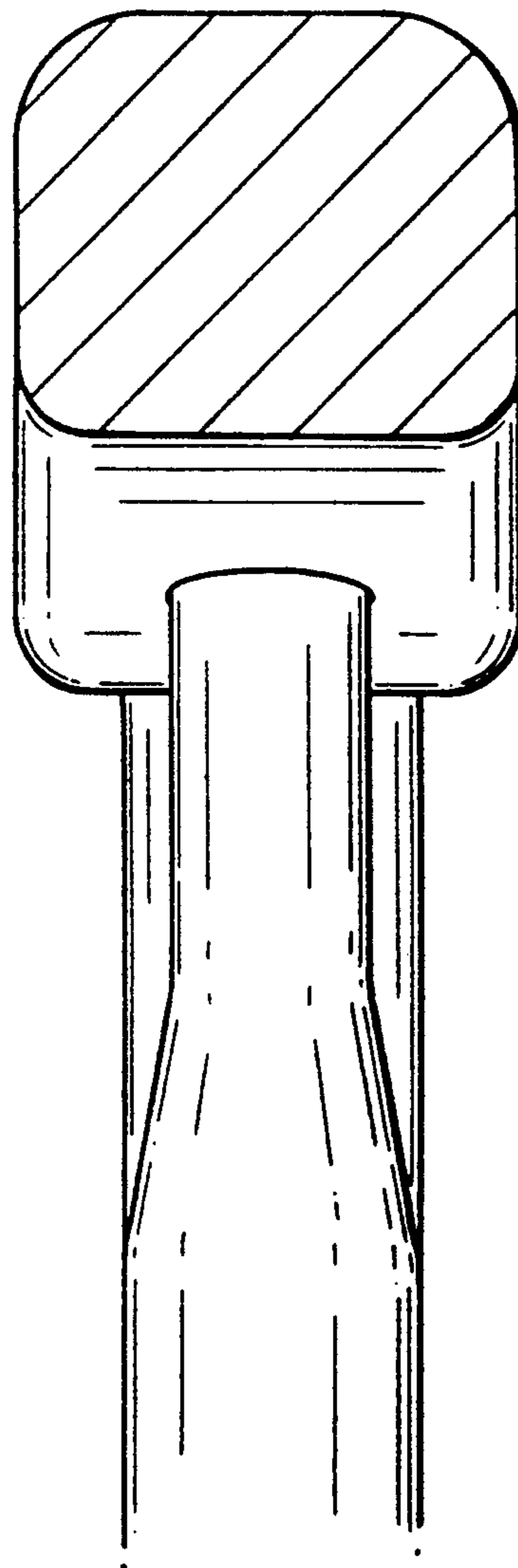


FIG-7

