



US00D334834S

# United States Patent [19]

[11] Patent Number: **Des. 334,834**

McDonald

[45] Date of Patent: **\*\* Apr. 20, 1993**

## [54] SHOE OUTSOLE

[75] Inventor: **Steve C. McDonald**, Portland, Oreg.

[73] Assignee: **Nike, Inc.**, Beaverton, Oreg.

[\*] Notice: The portion of the term of this patent subsequent to Nov. 10, 2009 has been disclaimed.

[\*\*] Term: **14 Years**

[21] Appl. No.: **806,443**

[22] Filed: **Dec. 13, 1991**

[52] U.S. Cl. .... **D2/320**

[58] Field of Search ..... D2/264, 265, 274, 311, D2/317-322; 36/25 R, 28, 29, 32 R, 43, 44, 59 R, 59 C, 83, 84, 89, 102-107, 112-115, 132, 136, 137

## [56] References Cited

### U.S. PATENT DOCUMENTS

D. 266,371	10/1982	Stubblefield	.....	D2/320
3,169,327	2/1965	Fukuoka	.....	D2/320 X
4,641,438	2/1987	Laird et al.	.....	36/59 C

Primary Examiner—Louis S. Zarfes

Attorney, Agent, or Firm—Birch, McKie & Beckett  
Banner

## [57] CLAIM

The ornamental design for a shoe outsole, as shown and described.

## DESCRIPTION

FIG. 1 is a bottom plan view of shoe outsole showing my new design;

FIG. 2 is a cross-section taken generally along the line 2—2 in FIG. 1;

FIG. 3 is a cross-section taken generally along the line 3—3 in FIG. 1;

FIG. 4 is a cross-section taken generally along the line 4—4 in FIG. 1;

FIG. 5 is a side elevational view of one side of the shoe outsole of FIG. 1;

FIG. 6 is a side elevational view of the other side of the shoe outsole of FIG. 1;

FIG. 7 is a cross-section taken generally along the line 7—7 in FIG. 6;

FIG. 8 is a front elevational view of the shoe outsole of FIG. 1; and,

FIG. 9 is a rear elevational view of the shoe outsole of FIG. 1.

The top surface of the shoe outsole is substantially flat, plain and unornamented and forms no part of the claimed design.

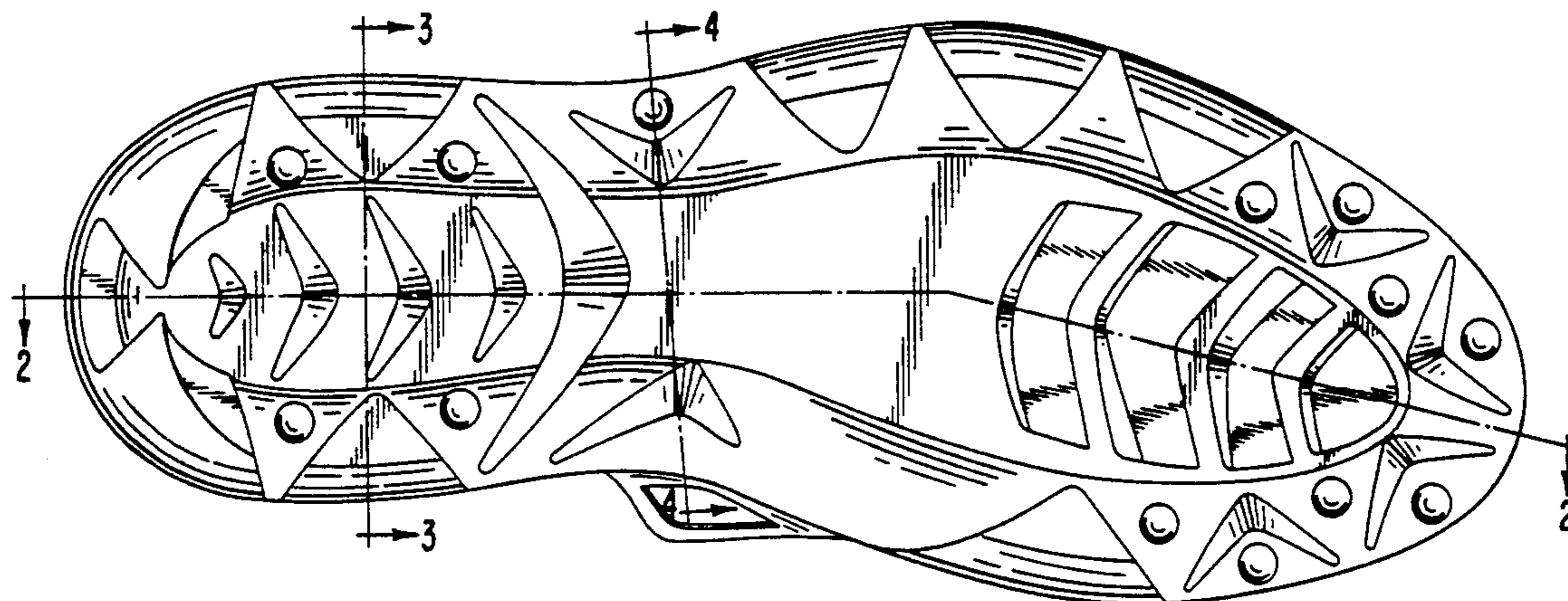


FIG. 1

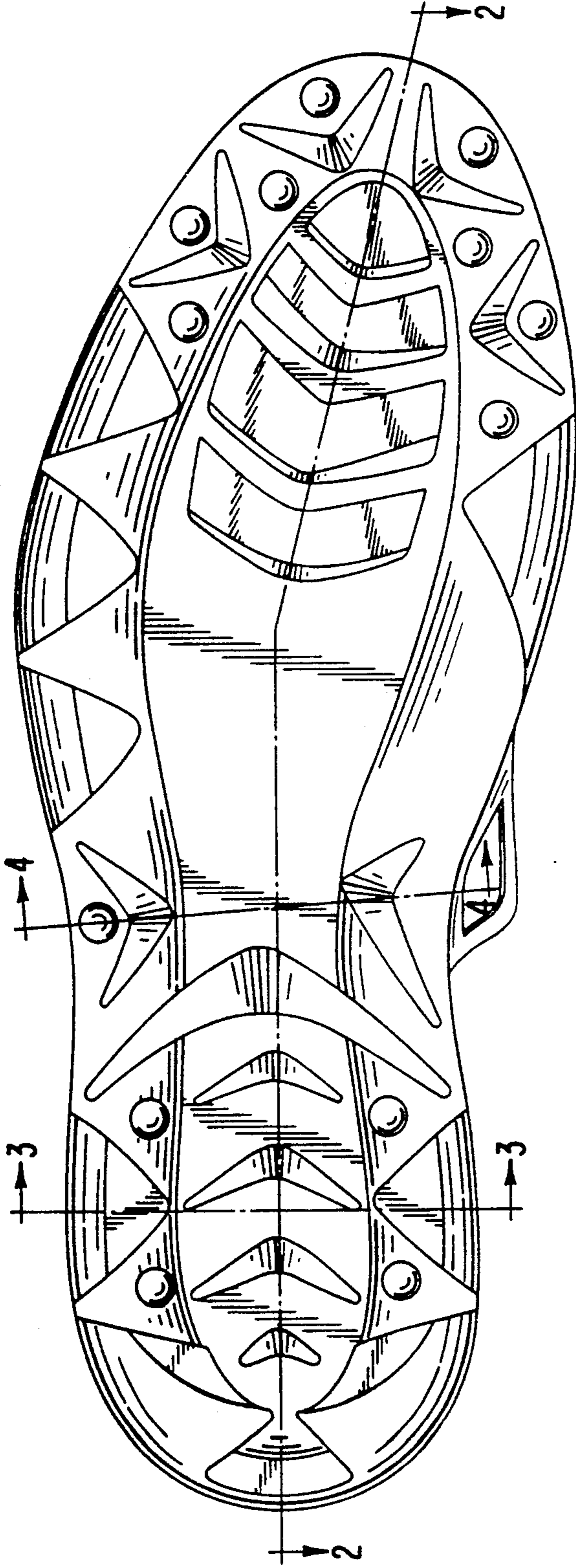


FIG. 2




FIG. 4



FIG. 3



**FIG. 5**

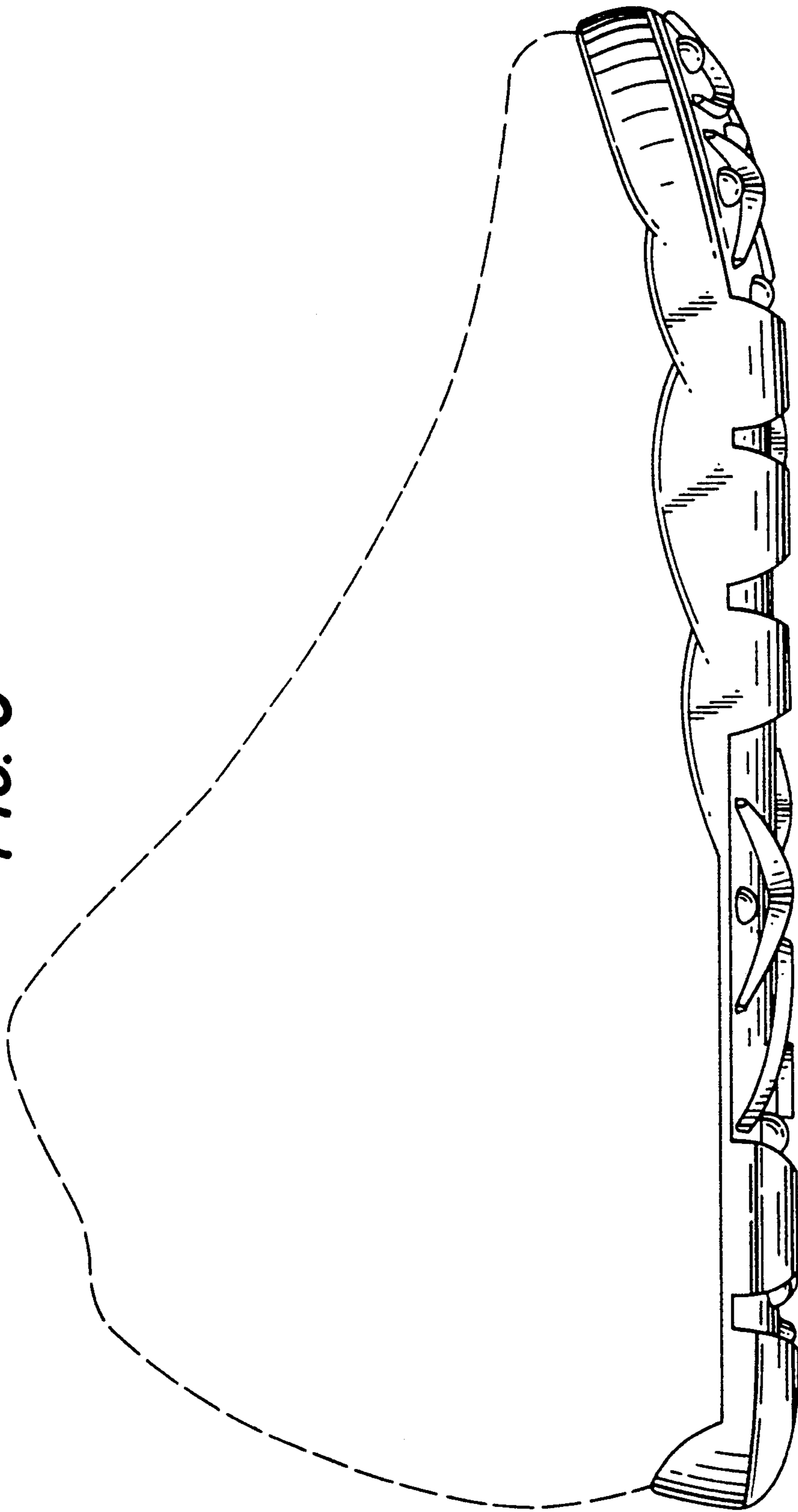


FIG. 6

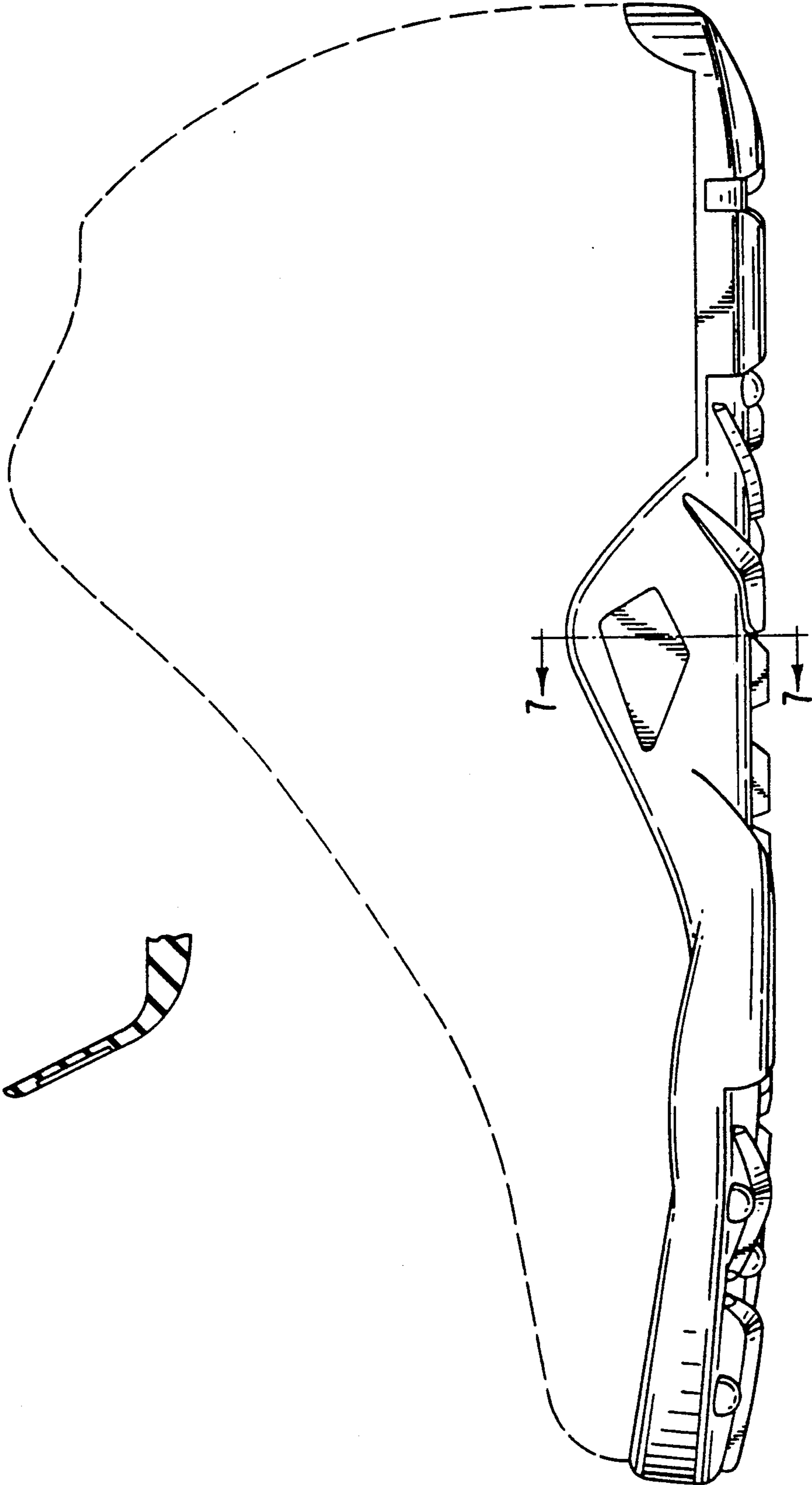

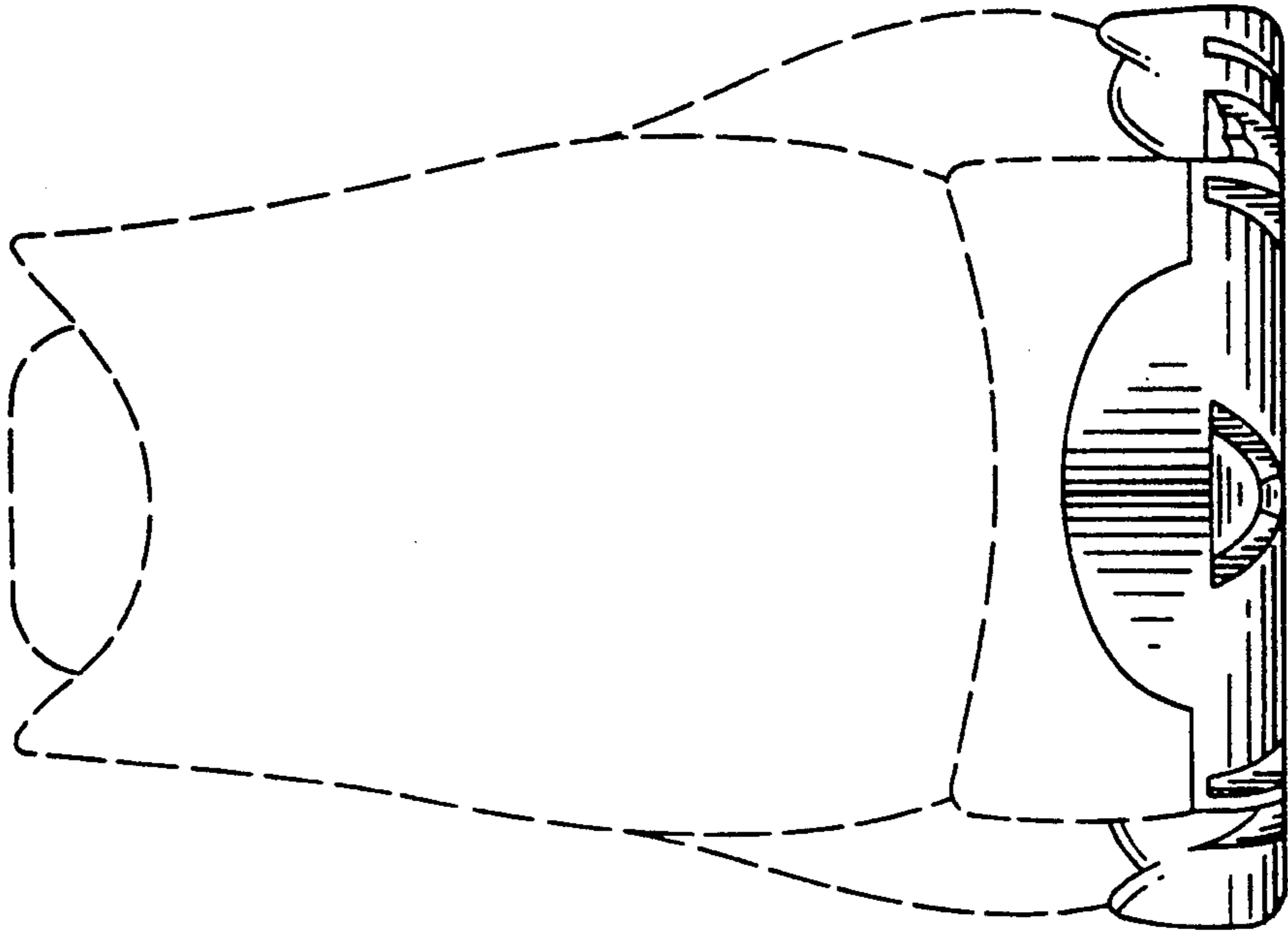


FIG. 7



**FIG. 9**



**FIG. 8**

