



US00D334833S

# United States Patent [19]

[11] Patent Number: **Des. 334,833**

Blissett

[45] Date of Patent: **\*\* Apr. 20, 1993**

[54] SHOE SOLE

[75] Inventor: **Malcolm G. Blissett**, Grand Rapids, Mich.

[73] Assignee: **Wolverine World Wide, Inc.**, Rockford, Mich.

[\*\*] Term: **14 Years**

[21] Appl. No.: **785,695**

[22] Filed: **Oct. 31, 1991**

D. 242,091	11/1976	Tornero .....	D2/320
D. 262,158	12/1981	Bartneck .....	D2/319
D. 266,798	11/1982	Famolare, Jr. ....	D2/320
D. 282,123	1/1986	Davis .....	D2/320
D. 294,423	3/1988	Zuidema et al. ....	D2/320
D. 297,384	8/4988	Miller .....	D2/270
4,827,631	5/1989	Thornton .....	D2/320 X

*Primary Examiner*—Louis S. Zarfaz  
*Attorney, Agent, or Firm*—Price, Heneveld, Cooper, DeWitt & Litton

### Related U.S. Application Data

[63] Continuation-in-part of Ser. No. 549,718, Jul. 9, 1990, Pat. No. Des. 322,158.

[52] U.S. Cl. .... **D2/320**

[58] Field of Search ..... D2/264, 265, 270, 274, D2/308-314, 317-322; 36/25 R, 28, 29, 32 R, , 43, 44, 59 R, 59 C, 83, 84, 89, 101-107, 112-114, 132, 136

### [56] References Cited

#### U.S. PATENT DOCUMENTS

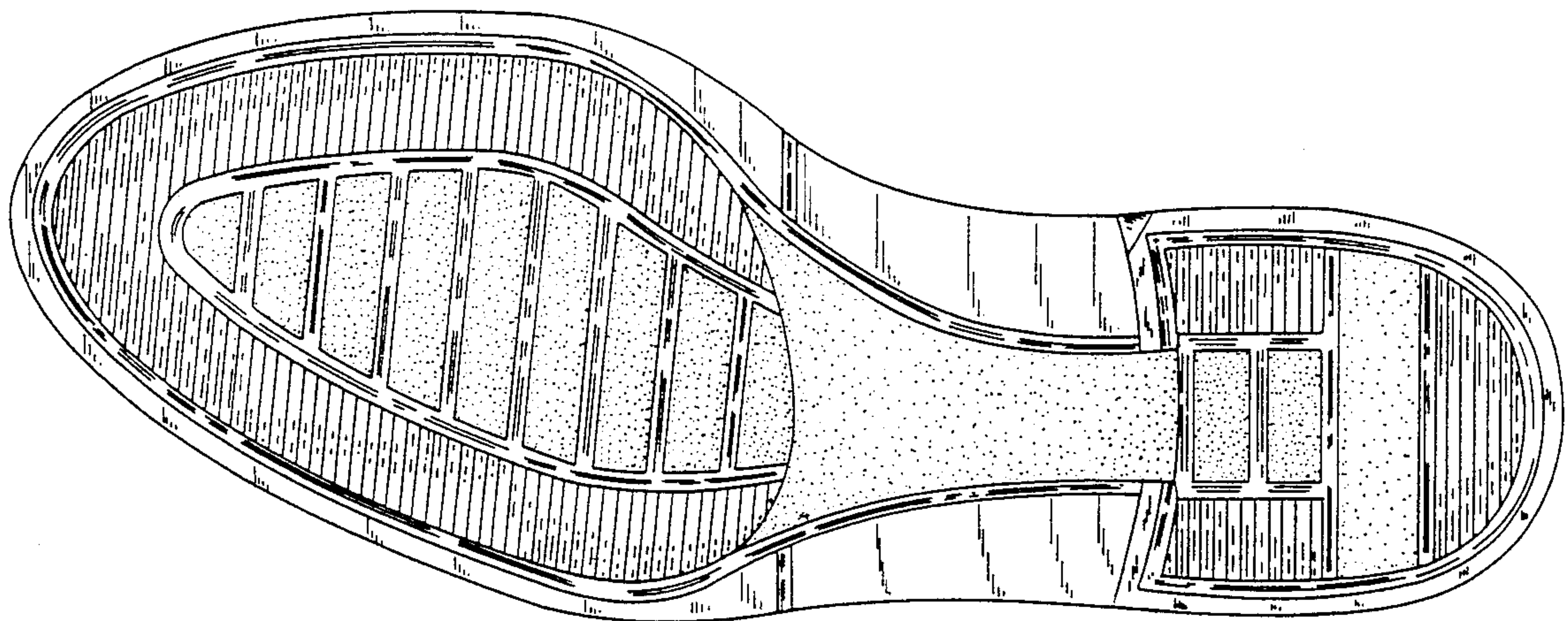
D. 125,433 2/1941 Starner ..... D2/320

### [57] CLAIM

The ornamental design for a shoe sole, as shown and described.

### DESCRIPTION

FIG. 1 is a bottom plan view of a shoe sole showing my new design;  
 FIG. 2 is a top plan view thereof;  
 FIG. 3 is a side elevational view of the lateral side thereof;  
 FIG. 4 is a side elevational view of the medial side thereof;  
 FIG. 5 is a front elevational view thereof; and,  
 FIG. 6 is a rear elevational view thereof.



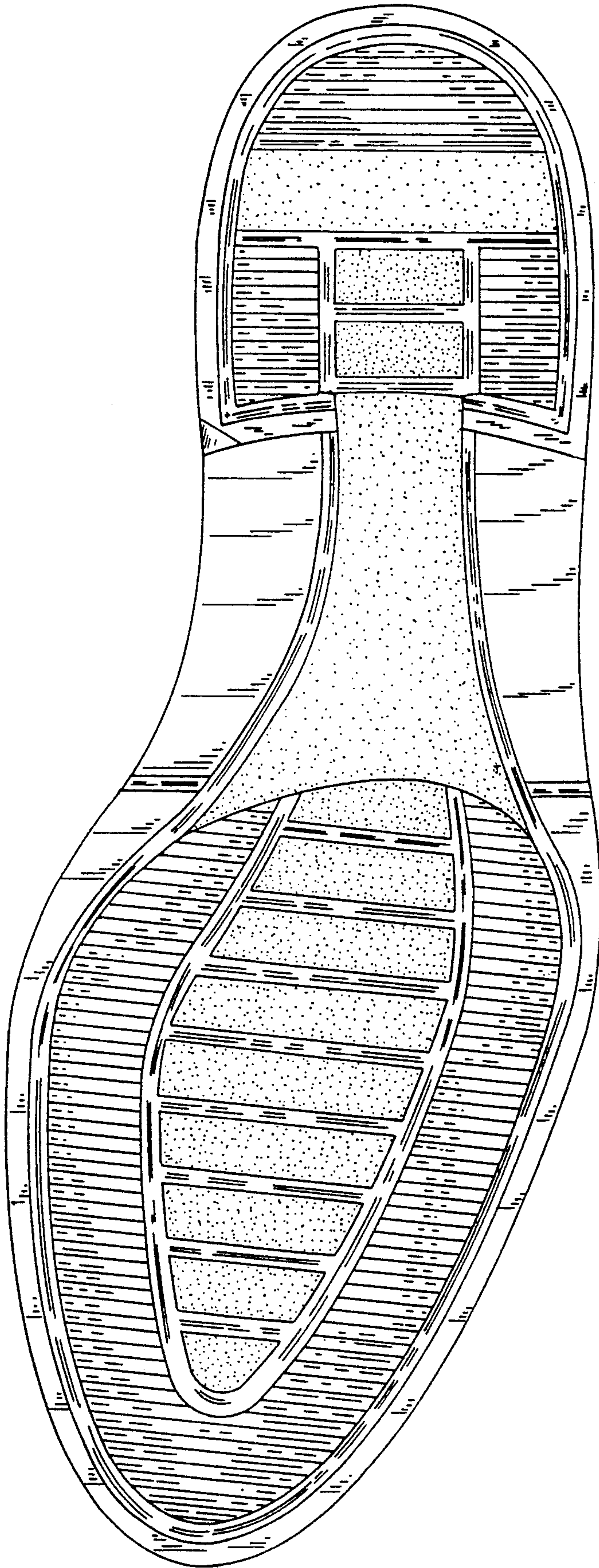


FIG. 1

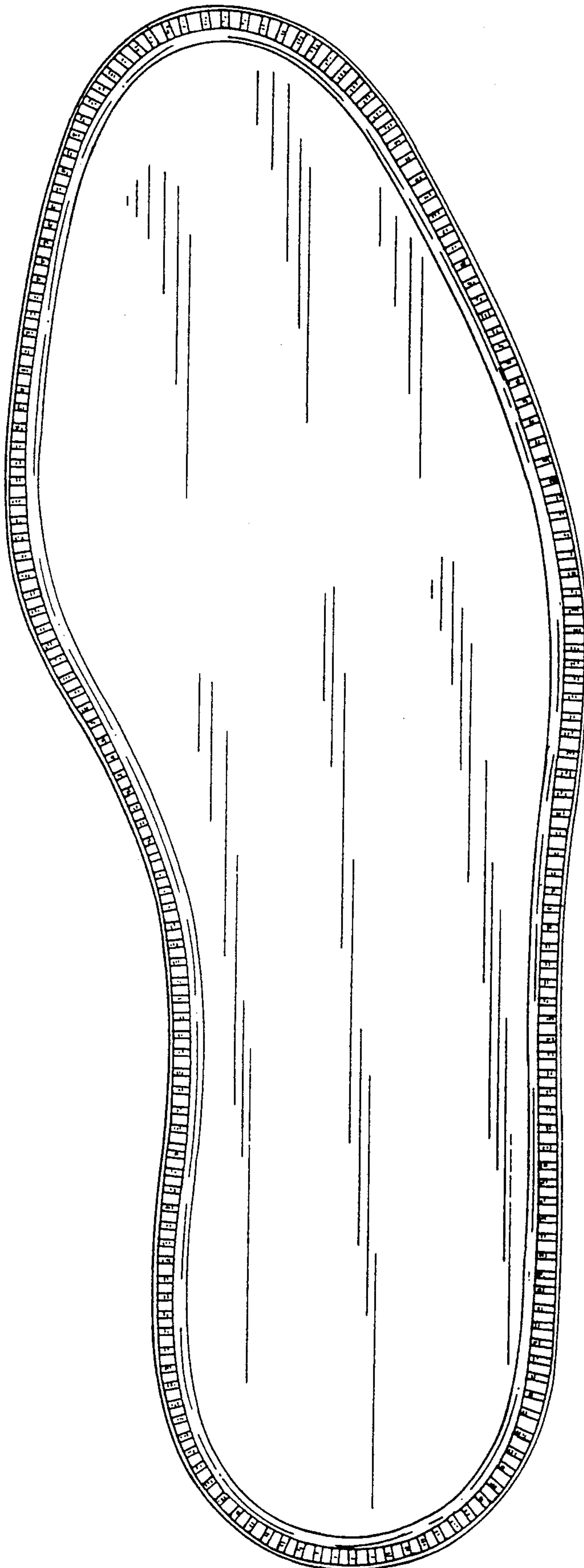


FIG. 2



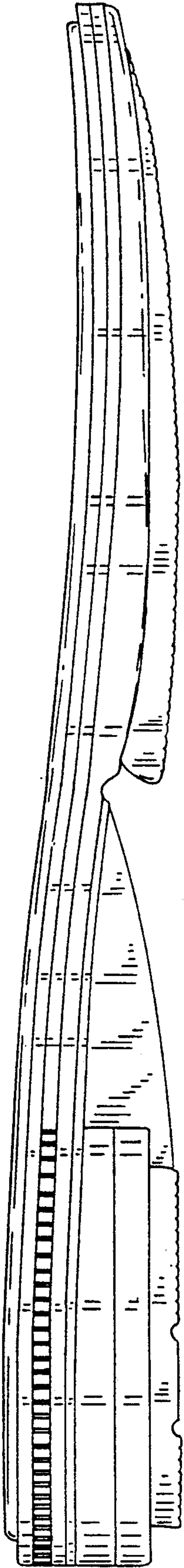


FIG. 3

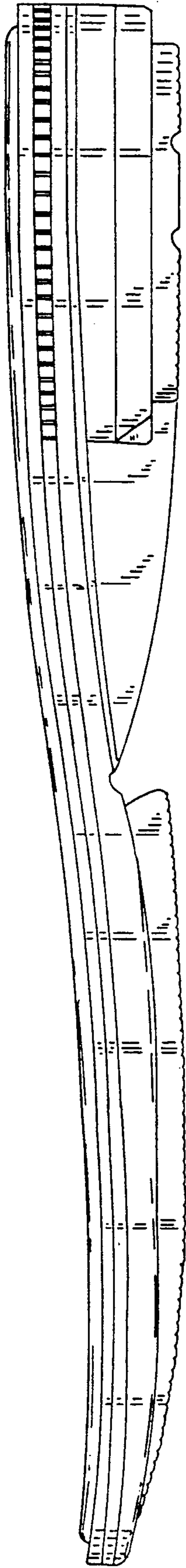


FIG. 4

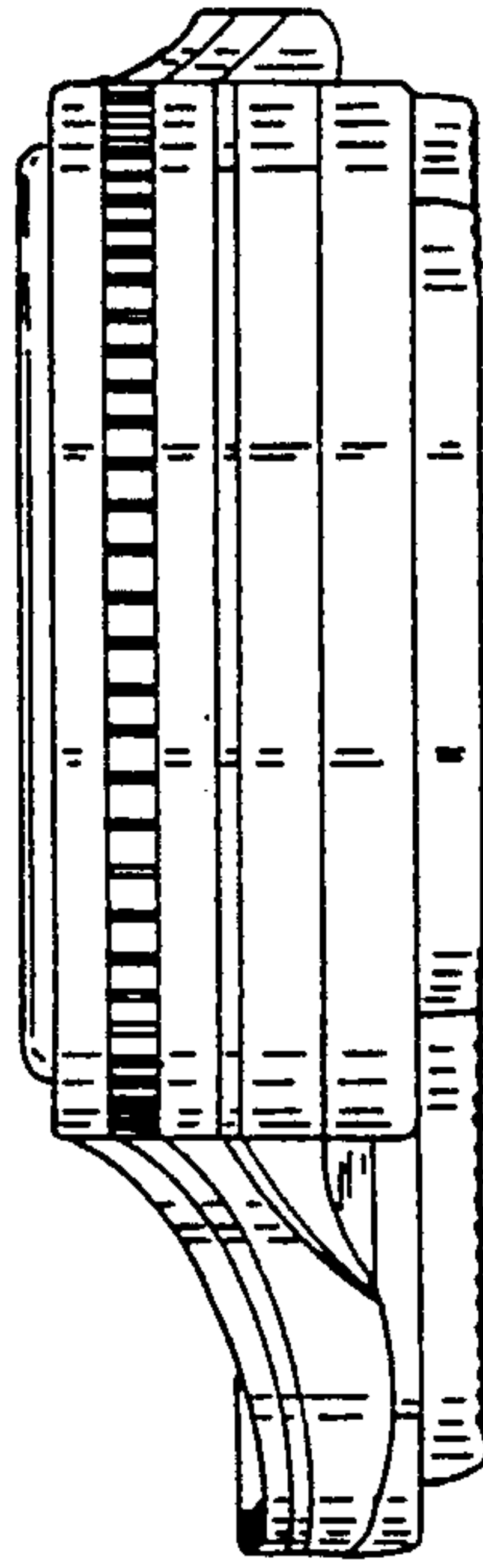


FIG. 6

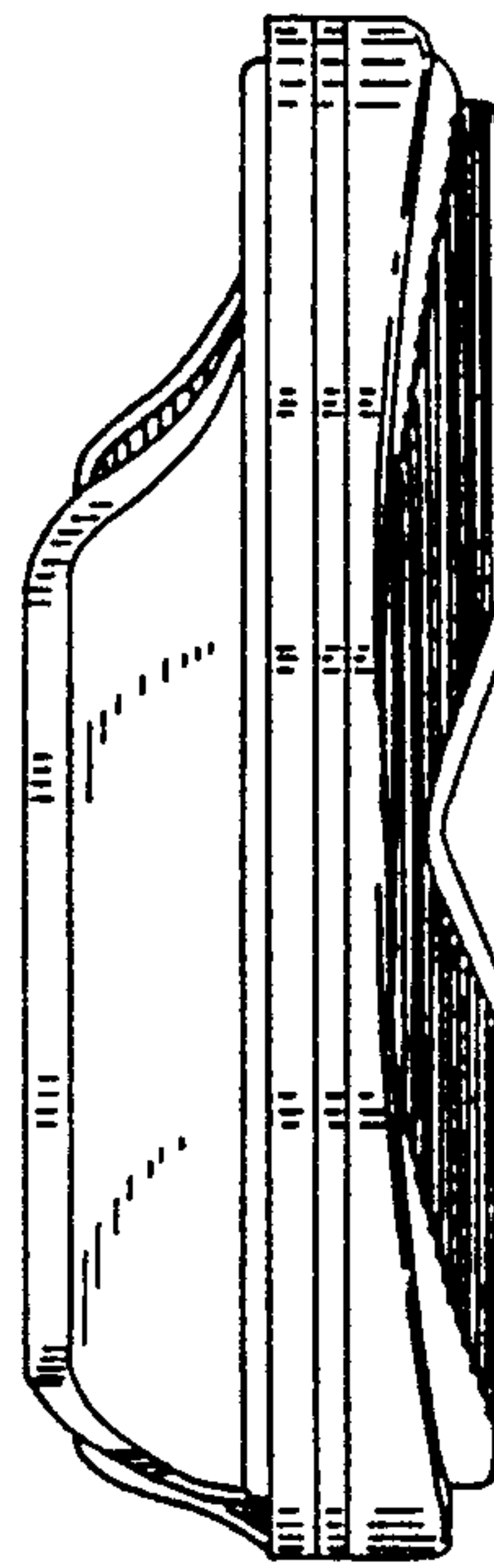


FIG. 5