



US00D334810S

United States Patent [19]

Davlantes

[11] Patent Number: **Des. 334,810**

[45] Date of Patent: **** Apr. 13, 1993**

[54] **PET DOOR SPACER**

[76] Inventor: **George N. Davlantes, 21457 Iglesia Dr., Woodland Hills, Calif. 91364**

[**] Term: **14 Years**

[21] Appl. No.: **661,081**

[22] Filed: **Feb. 22, 1991**

[52] U.S. Cl. **D25/60; D25/48; D30/199**

[58] Field of Search **D25/48, 58, 60, 138; D30/199; 49/504, 505, DIG. 2, 168-169; 119/16-19, 29; 160/180**

[56] **References Cited**

U.S. PATENT DOCUMENTS

D. 211,457	6/1968	Anderson	D25/60
3,690,299	9/1972	Johnson	D25/48
3,874,118	4/1975	Robinson	49/169

3,878,645	4/1975	Porter	49/169
3,985,174	10/1976	Bricker	160/180
4,408,416	10/1983	Darlantes	49/168
4,603,724	8/1986	Borwick	160/180
4,754,797	7/1988	Sronce	49/169
4,760,872	8/1988	Hale, Jr.	49/168

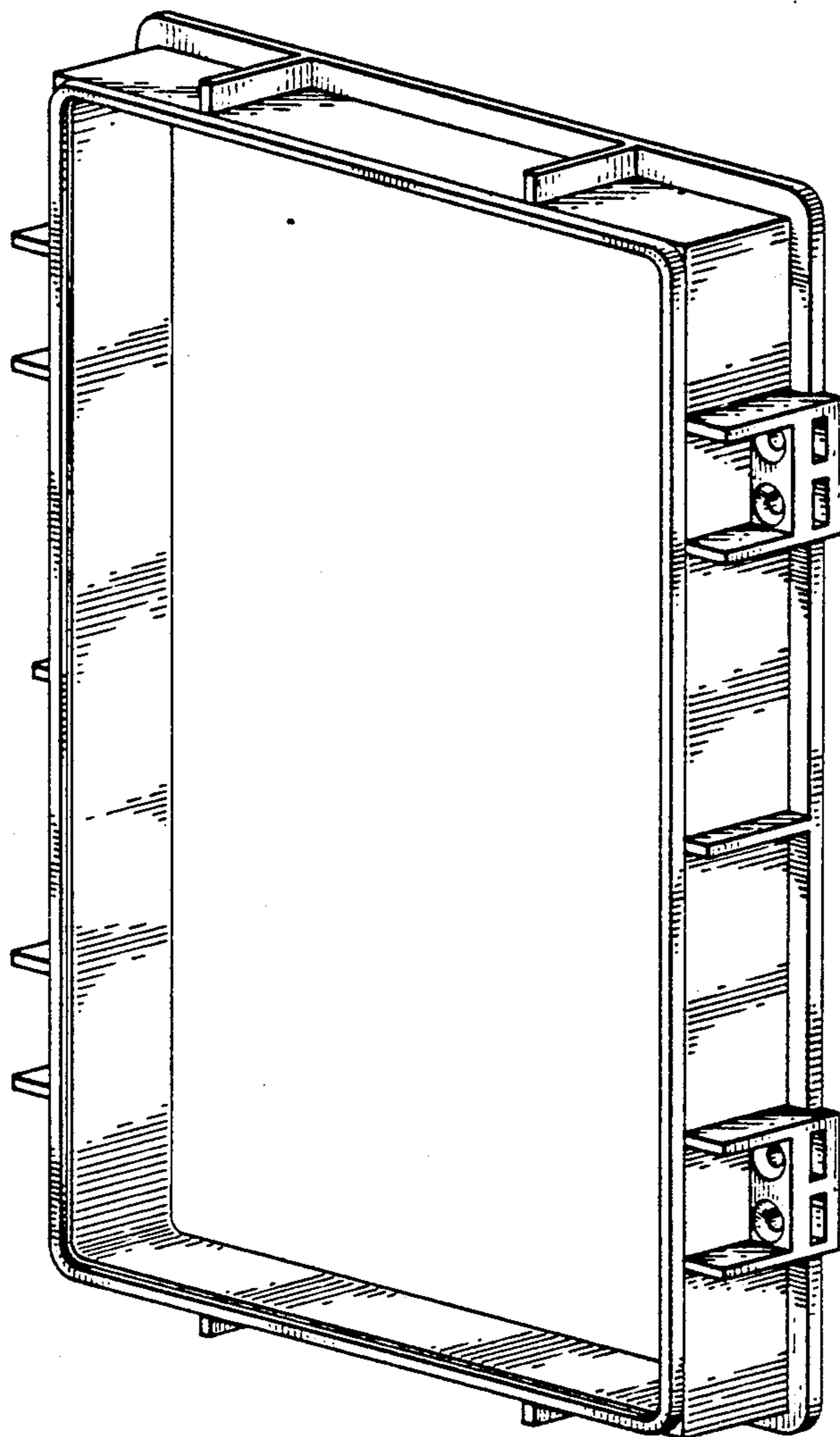
Primary Examiner—A. Hugo Word
Assistant Examiner—Doris Clark
Attorney, Agent, or Firm—Lahive & Cockfield

[57] **CLAIM**

The ornamental design for a pet door spacer, as shown and described.

DESCRIPTION -

FIG. 1 is a rear perspective view of a pet door spacer showing my new design;
FIG. 2 is a rear elevational view thereof;
FIG. 3 is a front elevational view thereof;
FIG. 4 is a side elevational view thereof; and,
FIG. 5 is a top plan view thereof.



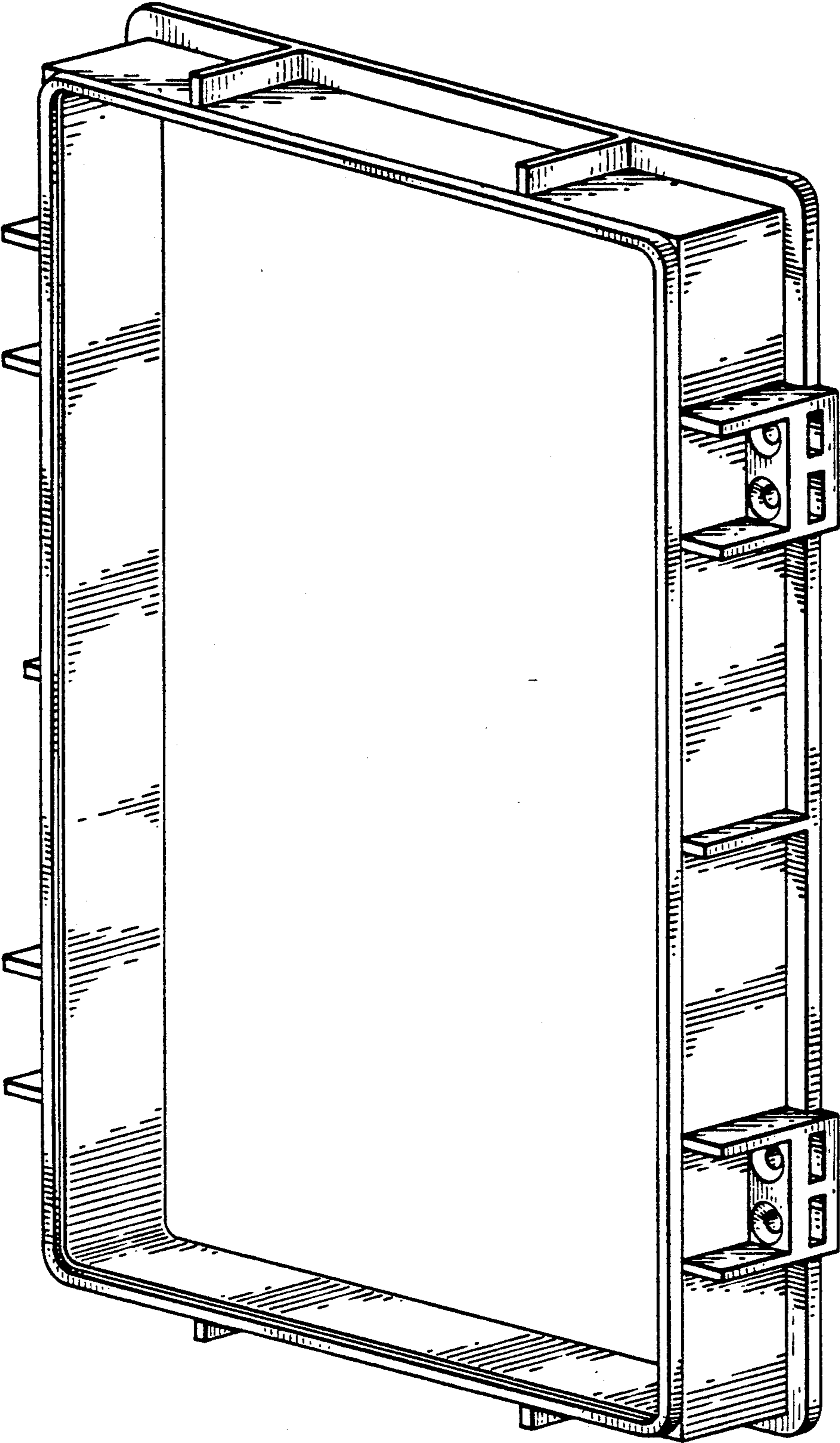


FIG. 1




FIG. 2




FIG. 3




FIG. 4

FIG. 5

