



US00D334775S

# United States Patent [19]

[11] Patent Number: **Des. 334,775**

Foster

[45] Date of Patent: **\*\* Apr. 13, 1993**

[54] **COMBINED INFORMATION AND ADVERTISING COLUMN**

[75] Inventor: **Norman Foster, London, Great Britain**

[73] Assignee: **Street Equipment, Ltd., London, United Kingdom**

[\*\*] Term: **14 Years**

[21] Appl. No.: **717,706**

[22] Filed: **Jun. 19, 1991**

[30] **Foreign Application Priority Data**

Jan. 11, 1991 [FR] France ..... 910139

[52] U.S. Cl. .... **D20/10; D20/19**

[58] Field of Search ..... **D20/10, 39, 40, 41, D20/42, 19; 40/564, 568, 569, 572, 584, 585, 540, 541, 542; 362/811, 812**

[56] **References Cited**

**U.S. PATENT DOCUMENTS**

D. 185,364 6/1959 Hosch ..... D20/42

D. 280,425	9/1985	Juduri .....	D20/10
D. 284,778	7/1986	Clifford et al. ....	D20/10
D. 288,101	2/1987	Rohrer III .....	D20/10
D. 291,891	9/1987	Clifford et al. ....	D20/10
D. 317,790	6/1991	Hey .....	D20/10
1,855,297	4/1932	Lawrence .....	362/812

*Primary Examiner*—Wallace R. Burke  
*Assistant Examiner*—Marcus Jackson  
*Attorney, Agent, or Firm*—Wegner, Cantor, Mueller & Player

[57] **CLAIM**

The ornamental design for a combined information and advertising column, as shown and described.

**DESCRIPTION**

FIG. 1 is a perspective view of a combined information and advertising column showing my new design, with the broken line showing for illustrative purposes only and forming no part of the claimed design; FIG. 2 is a front elevational view thereof, with the rear being a mirror image; and, FIG. 3 is a side elevational view thereof, with the opposite side being a mirror image.

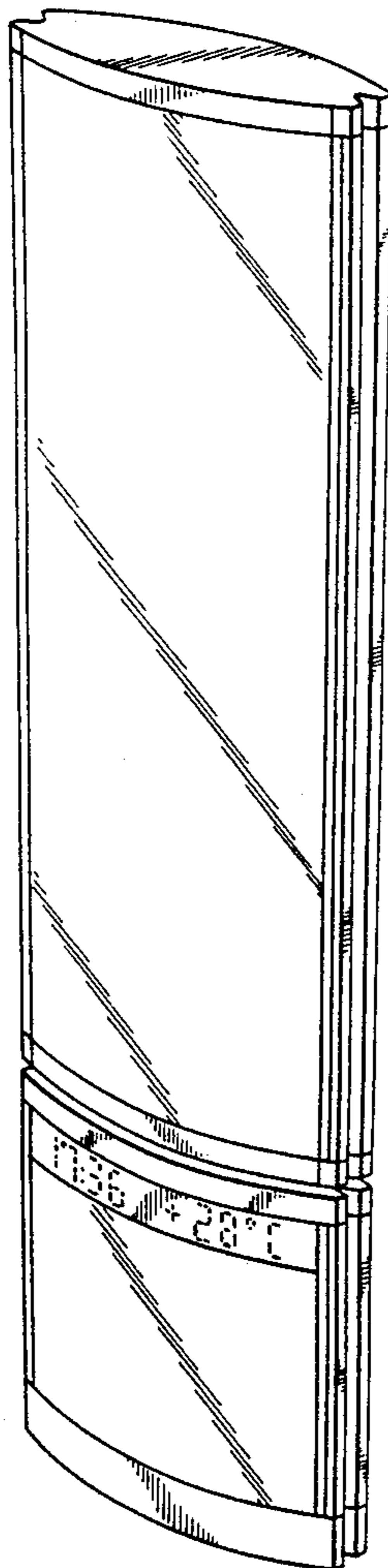


FIG. 1

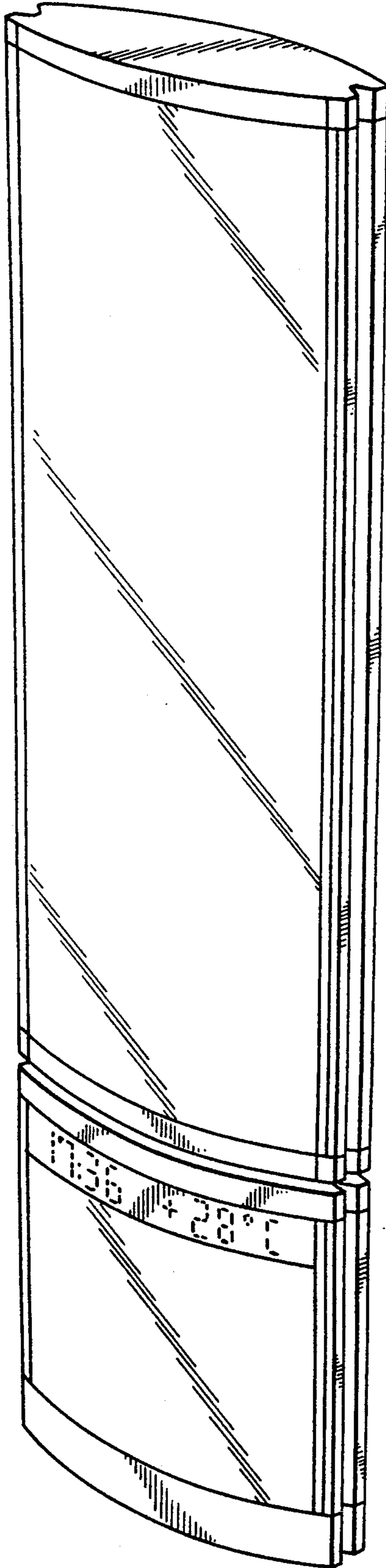


FIG. 2

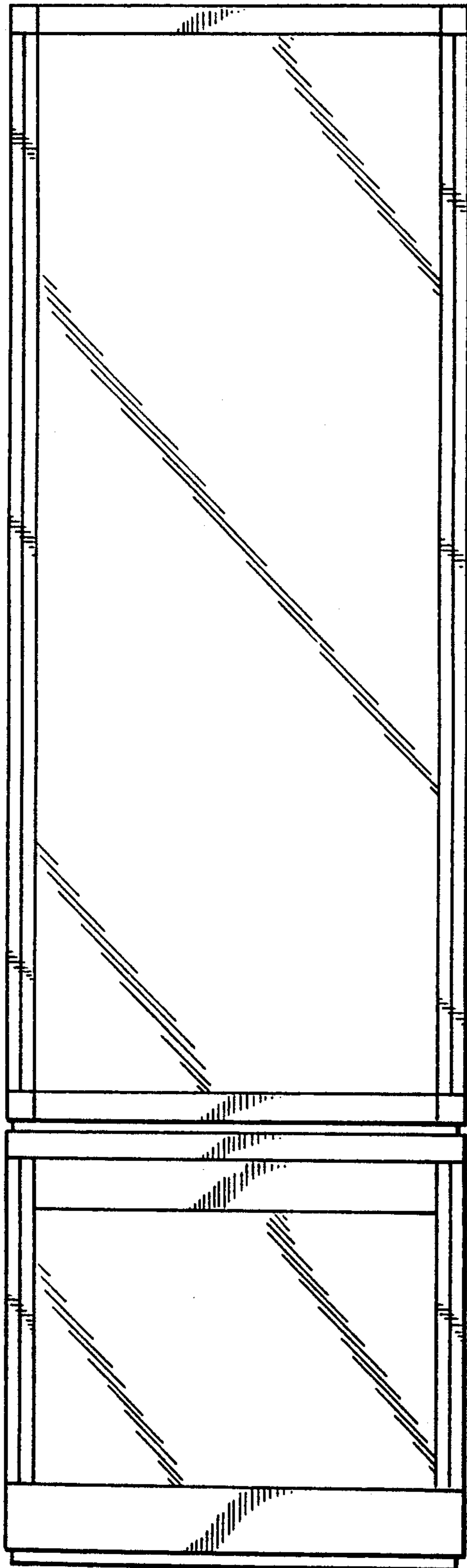


FIG. 3

