



US00D334769S

United States Patent [19]

[11] Patent Number: **Des. 334,769**

Yamamoto et al.

[45] Date of Patent: **** Apr. 13, 1993**

[54] **COPYING MACHINE**

[75] Inventors: **Ei Yamamoto; Mitsuru Sakurai**, both of Tokyo, Japan

[73] Assignee: **Canon Kabushiki Kaisha**, Tokyo, Japan

[**] Term: **14 Years**

[21] Appl. No.: **770,960**

[22] Filed: **Oct. 4, 1991**

[30] **Foreign Application Priority Data**

Apr. 19, 1991 [JP] Japan 3-11505

[52] U.S. Cl. **D18/36; D18/39**

[58] Field of Search **D18/36-39, D18/50, 53; D14/111, 112, 116, 118; 355/43-45, 49-51, 66, 112, 200, 210, 231-236, 245, 326-328; 346/108, 153.1, 160; 354/5, 6, 14, 100**

D. 297,944	10/1988	Masaki et al.	D16/31
D. 299,831	2/1989	Hirata	D18/37
D. 308,221	5/1990	Kojima	D18/39
D. 313,814	1/1991	Komada et al.	D18/36
D. 314,975	2/1991	Katada	D18/37
D. 316,724	5/1991	Kosako et al.	D18/39
D. 317,622	6/1991	Isomoto et al.	D18/38
D. 318,873	8/1991	Katada	D18/39
D. 318,876	8/1991	Katada	D18/39
D. 321,005	10/1991	Hiroki	D18/36
D. 328,093	7/1992	Shimizu et al.	D18/36
D. 328,756	8/1992	Katada et al.	D18/39

Primary Examiner—Alan P. Douglas

Assistant Examiner—Ann Hunt

Attorney, Agent, or Firm—Fitzpatrick, Cella, Harper & Scinto

[57] **CLAIM**

The ornamental design for a copying machine, as shown and described.

DESCRIPTION

FIG. 1 is a front elevational view of a copying machine showing our new design;
FIG. 2 is a rear elevational view thereof;
FIG. 3 is a top plan view thereof;
FIG. 4 is a bottom plan view thereof;
FIG. 5 is a left side elevational view thereof;
FIG. 6 is a right side elevational view thereof; and,
FIG. 7 is a perspective view thereof.

[56] **References Cited**

U.S. PATENT DOCUMENTS

D. 270,452	9/1983	Sakurai	D16/31
D. 270,540	9/1983	Sakurai	D16/31
D. 276,346	11/1984	Masaki	D16/31
D. 278,246	4/1985	Masaki	D16/31
D. 295,528	5/1988	Masaki et al.	D16/31
D. 295,529	5/1988	Masaki et al.	D16/31
D. 295,530	5/1988	Masaki et al.	D16/31




FIG. 1

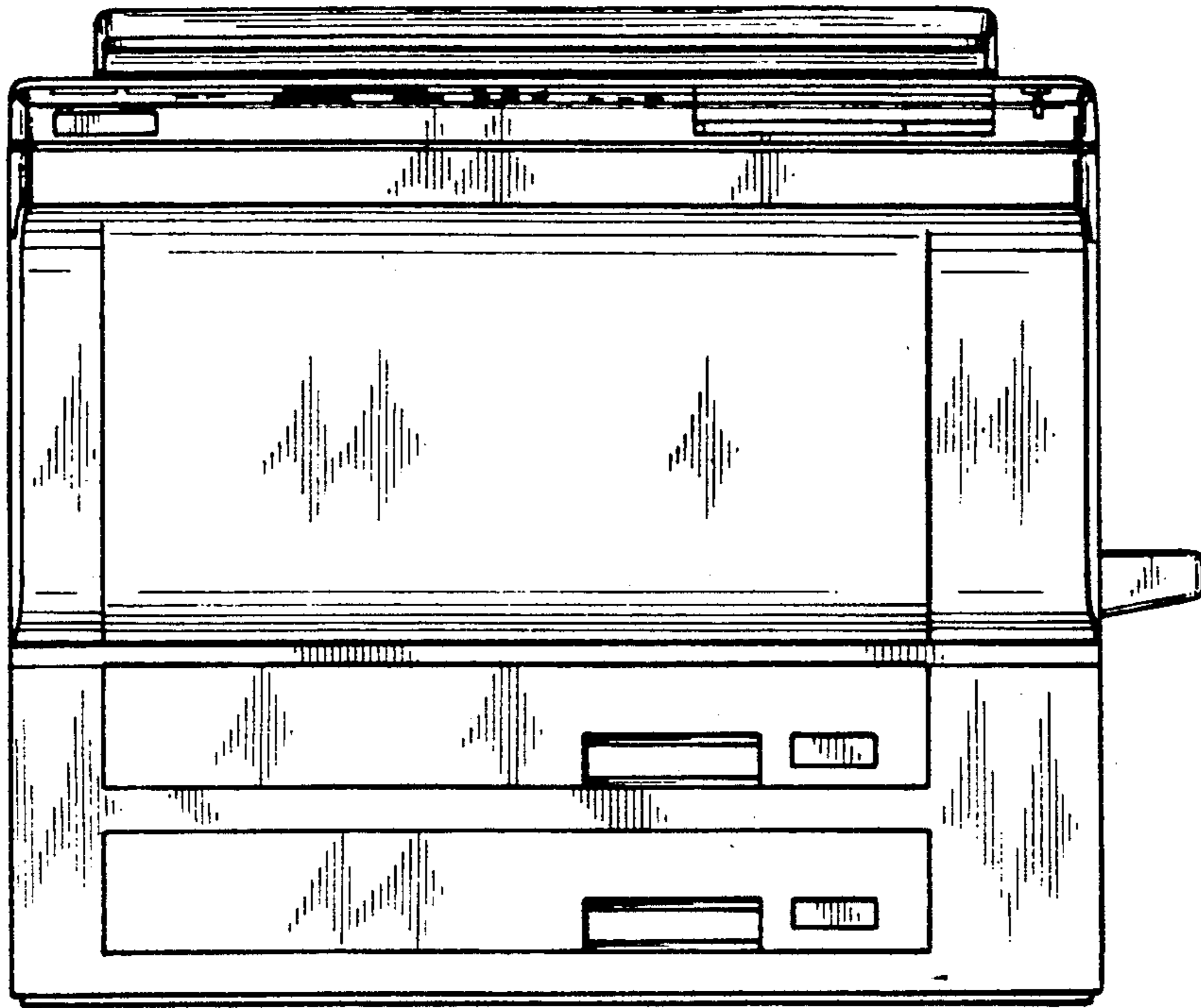


FIG. 2

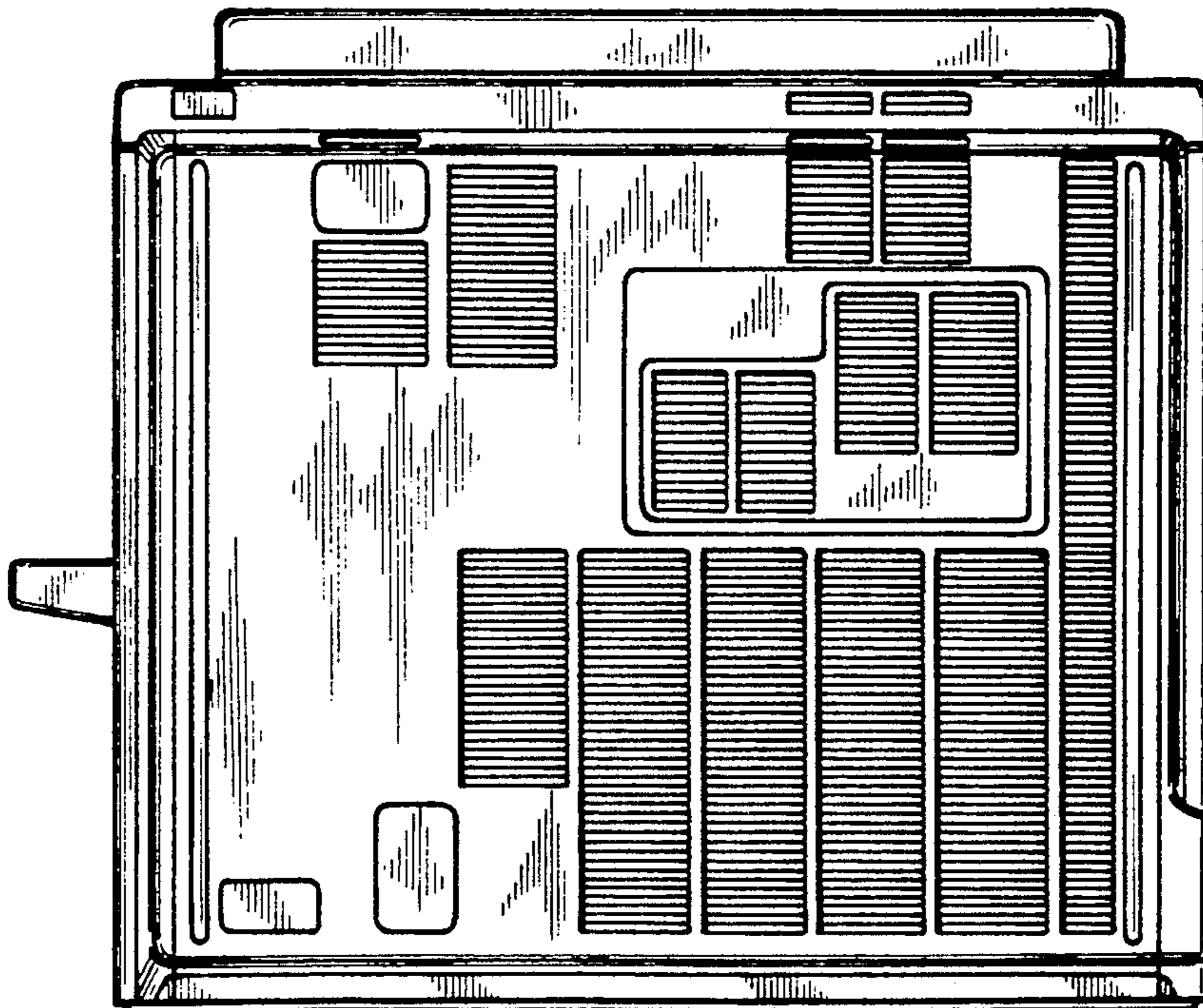


FIG. 3

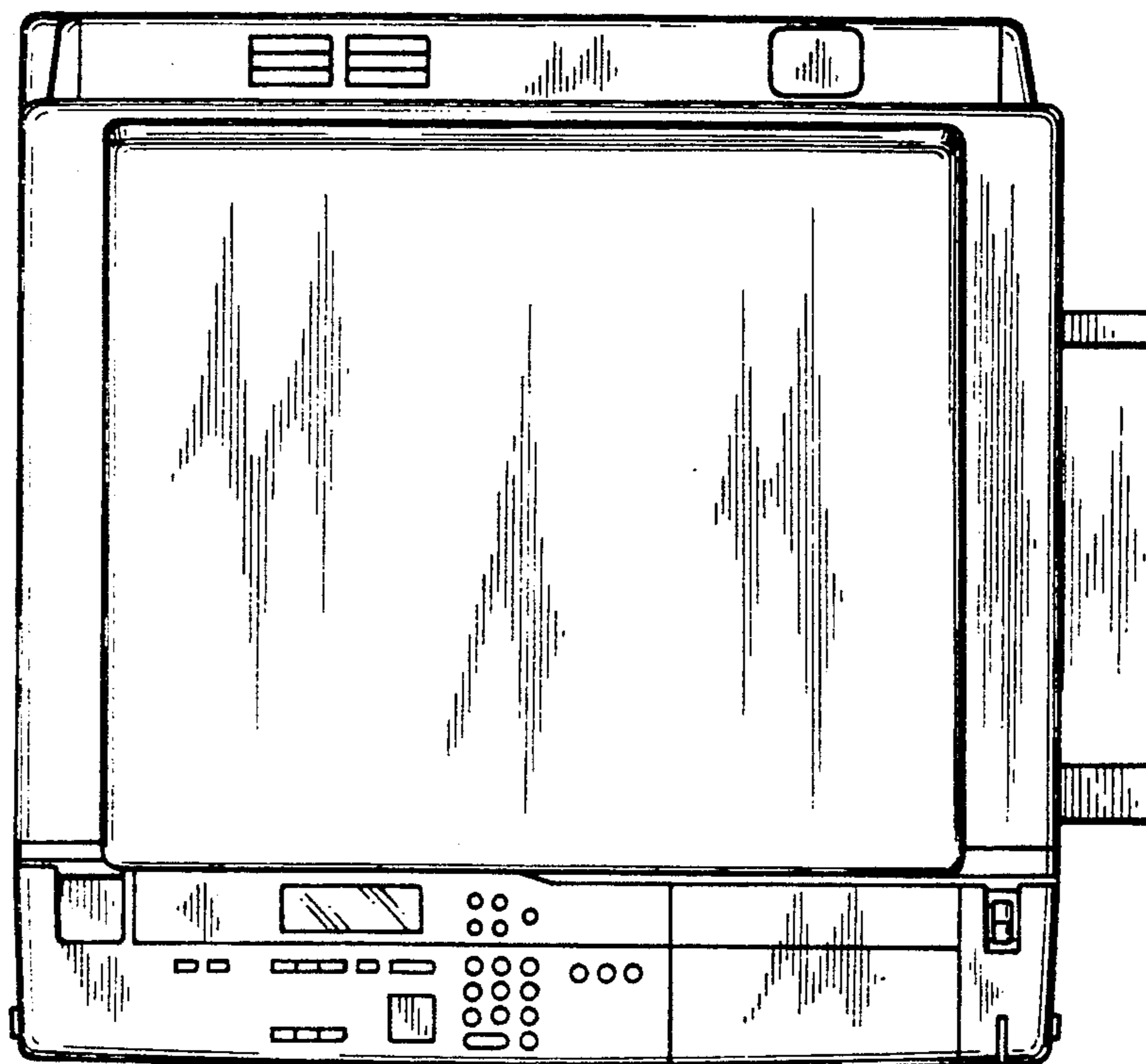


FIG. 4

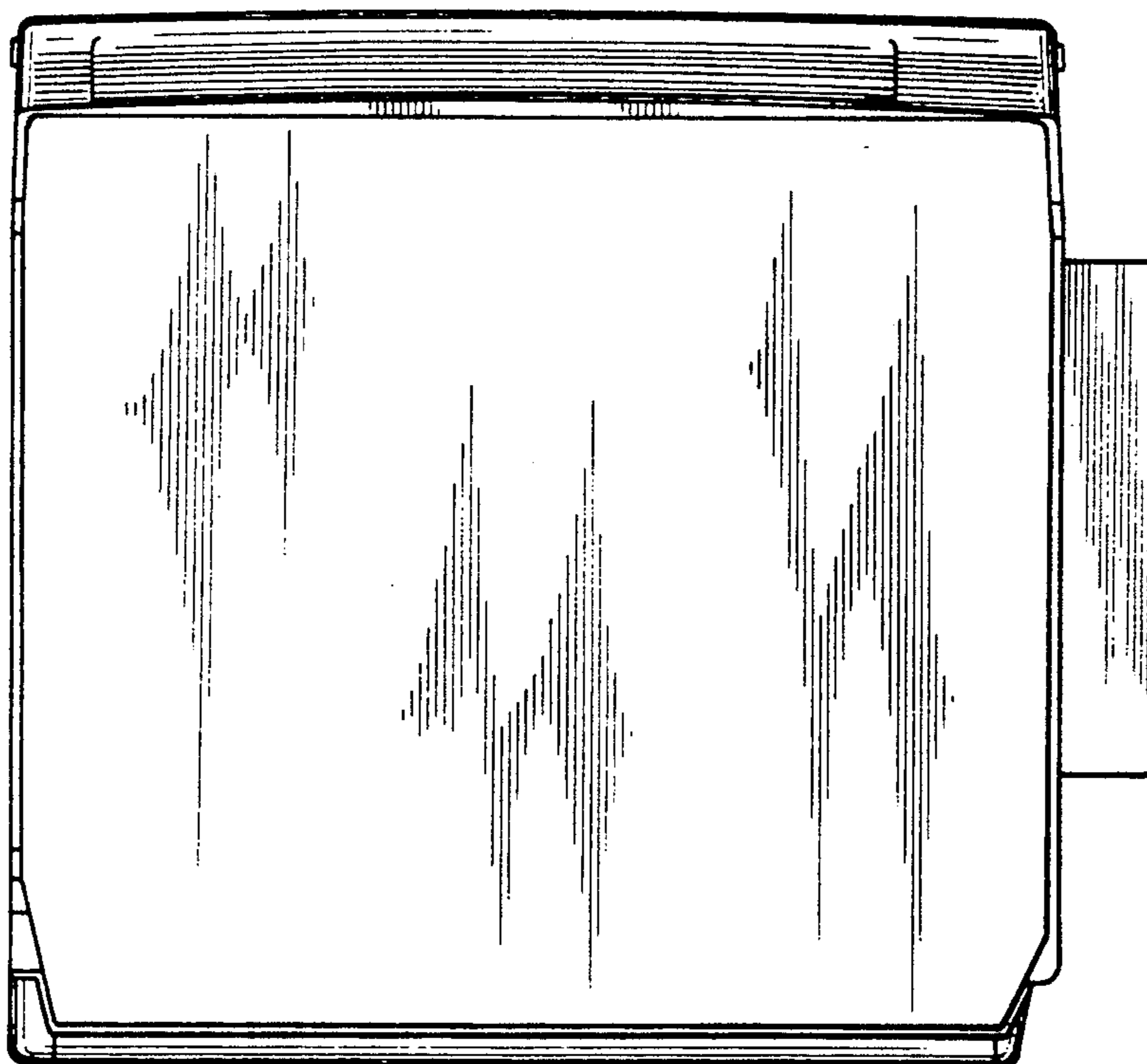


FIG. 5

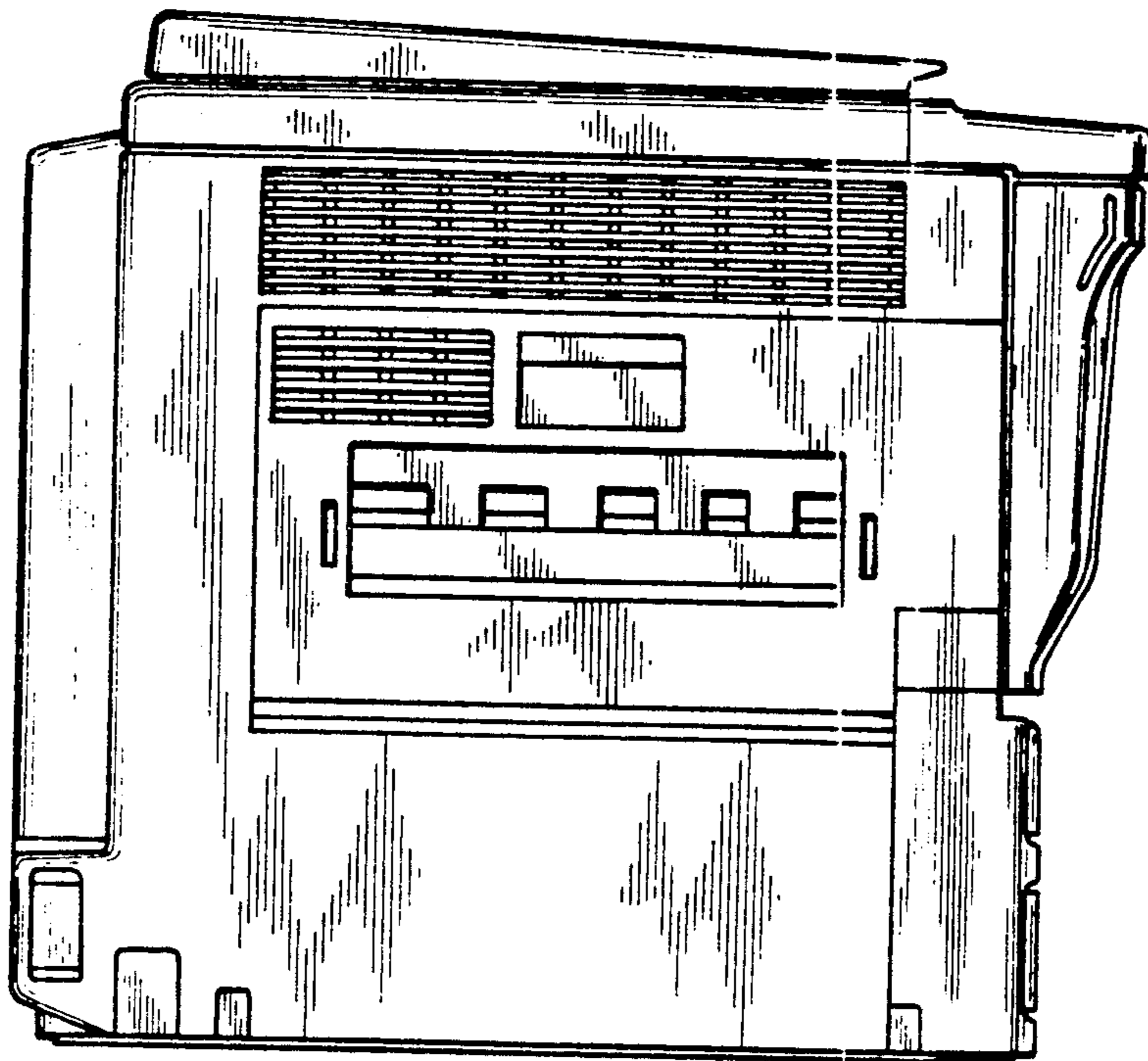


FIG. 6

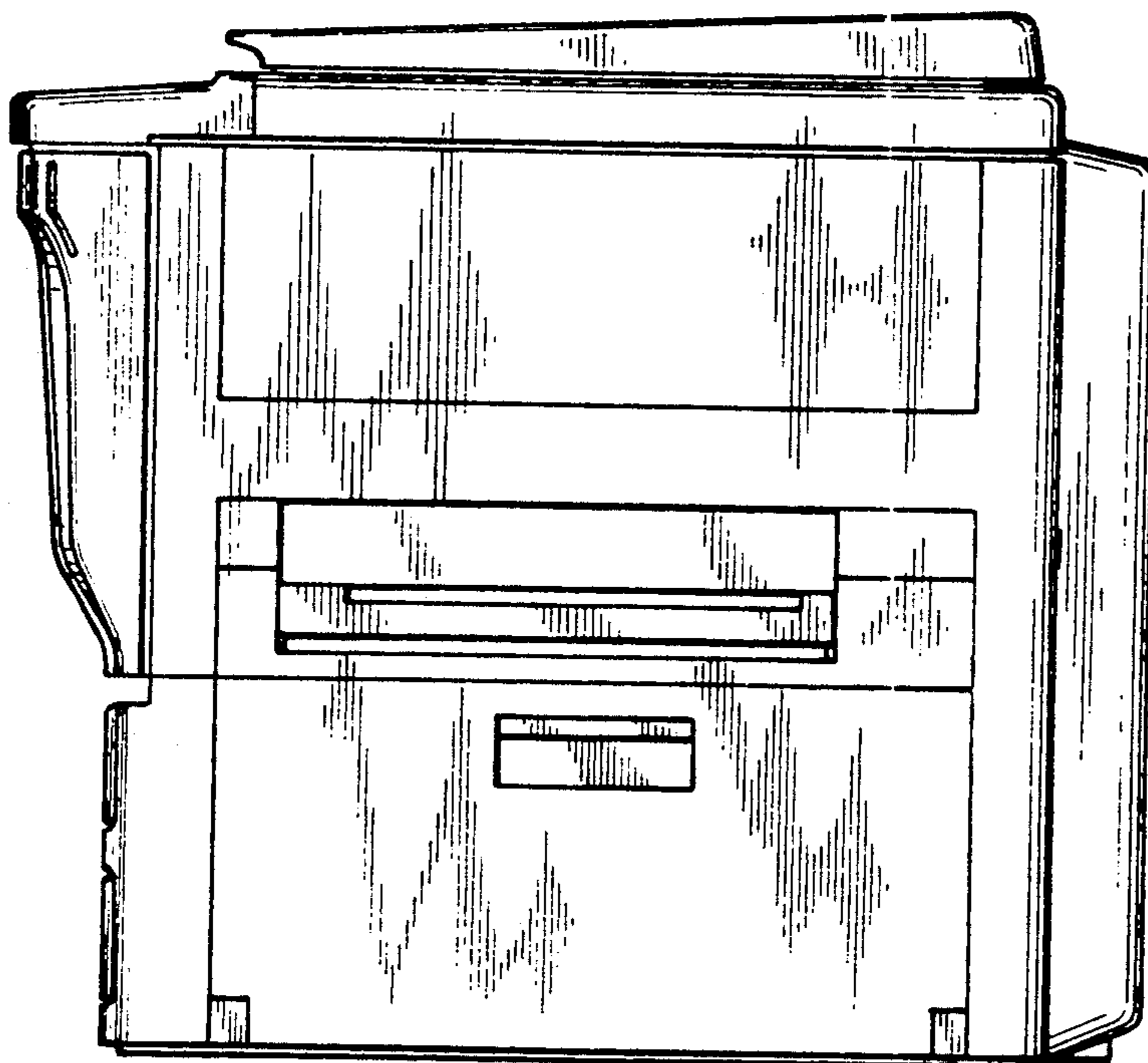


FIG. 7

