



US00D334718S

United States Patent [19]

[11] Patent Number: **Des. 334,718**

Basden et al.

[45] Date of Patent: **** Apr. 13, 1993**

[54] LIQUID STORAGE TANK GAUGE

3,150,524 9/1964 Arens 73/323 X
4,936,245 6/1990 Christianson 73/323 X

[76] Inventors: **Wayne Basden**, 700 Gregg St.; **Mike Skalicky**, 2700 Apache; **Donnie Reagan**, 4008 Vicky St., all of Big Spring, Tex. 79720

FOREIGN PATENT DOCUMENTS

253795 8/1964 Australia 73/323
15795 of 1889 United Kingdom 73/323

[**] Term: **14 Years**

Primary Examiner—Alan P. Douglas
Assistant Examiner—Antoine D. Davis
Attorney, Agent, or Firm—Richard C. Litman

[21] Appl. No.: **708,629**

[22] Filed: **May 31, 1991**

[57] CLAIM

[52] U.S. Cl. **D10/101**

The ornamental design for a liquid storage tank gauge, as shown and described.

[58] Field of Search D10/96, 101; 73/290 R, 73/292, 305, 313, 317, 318, 323, 325, 334, DIG. 5; 116/227, 228, 229

DESCRIPTION

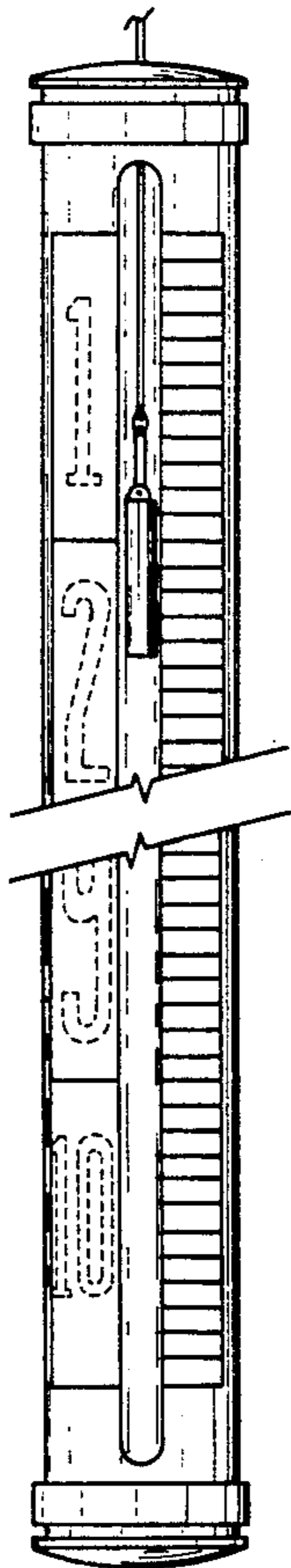
[56] References Cited

U.S. PATENT DOCUMENTS

D. 224,604 8/1972 Huggins D10/96
955,175 4/1910 Lomax D10/101 X
1,111,455 9/1914 Hamilton D10/101 X
1,477,728 12/1923 Stephenson 73/325 X
1,619,919 3/1927 Cook 73/323 X
1,680,651 8/1928 Traylor .
1,741,792 12/1929 Rinehart .
1,879,805 9/1932 Jones .
2,419,709 4/1947 Davalos .
2,533,490 12/1950 McGrath et al. 73/325 X
2,778,223 1/1957 Kimbrell D10/96 X

FIG. 1 is a front, right side and top perspective view of a liquid storage tank gauge showing our new design; FIG. 2 is a front elevational view thereof; FIG. 3 is a left side elevational view thereof; FIG. 4 is a right side elevational view thereof; FIG. 5 is a rear elevational view thereof; FIG. 6 is a bottom plan view thereof; and, FIG. 7 is a top plan view thereof.

The broken line showings of indicia, a partial liquid storage tank, float and support are for environmental purposes only and form no part of the claimed design while portions have been omitted for ease of illustration in the drawing with the exception of FIG. 2.



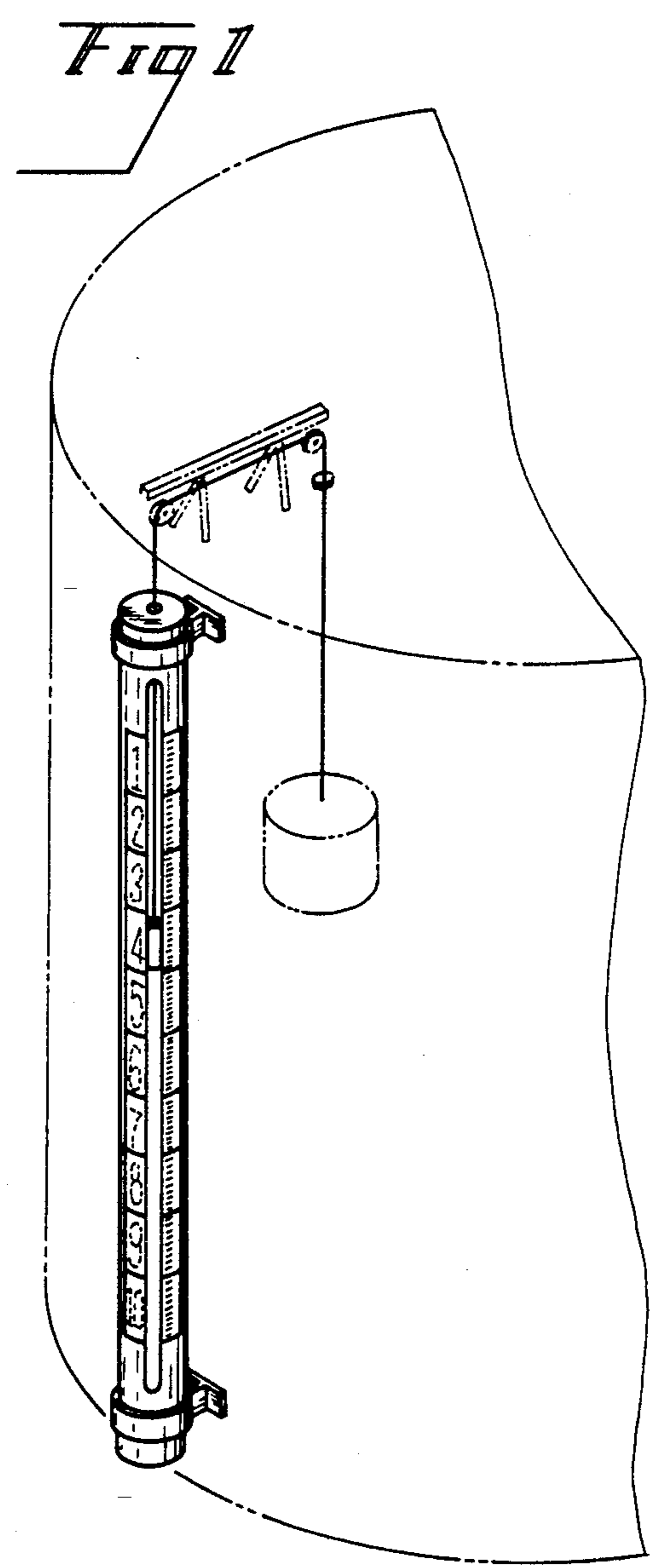
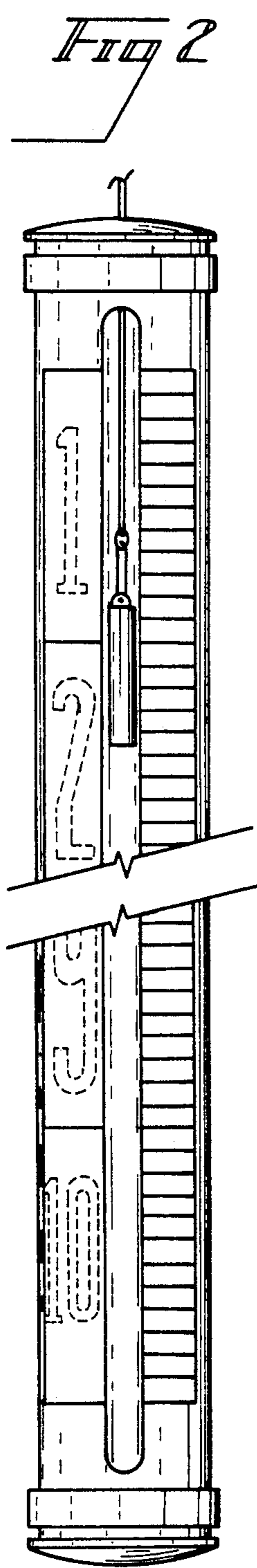


Fig 5

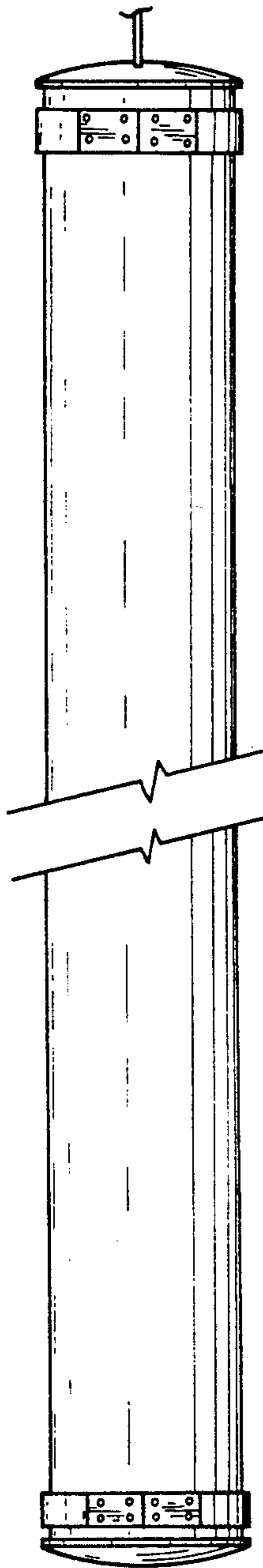


Fig 4

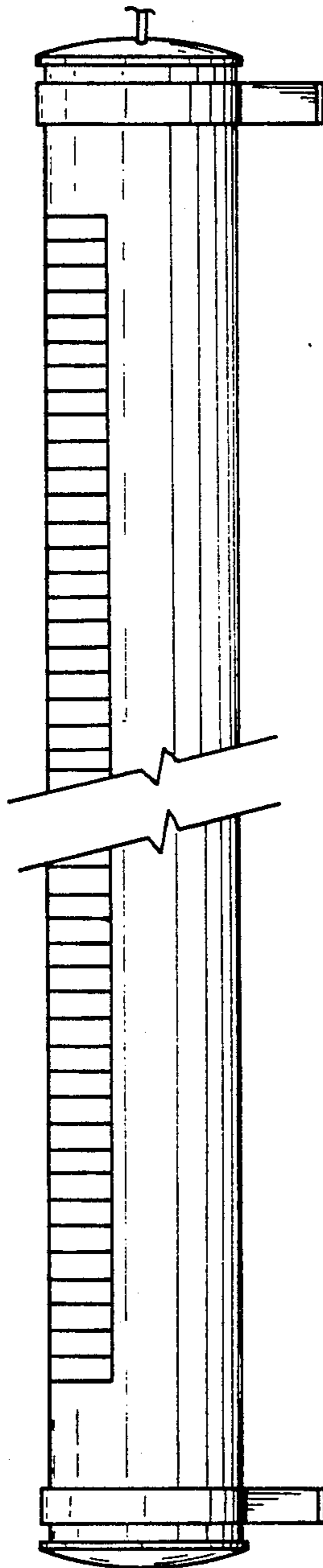


Fig 3

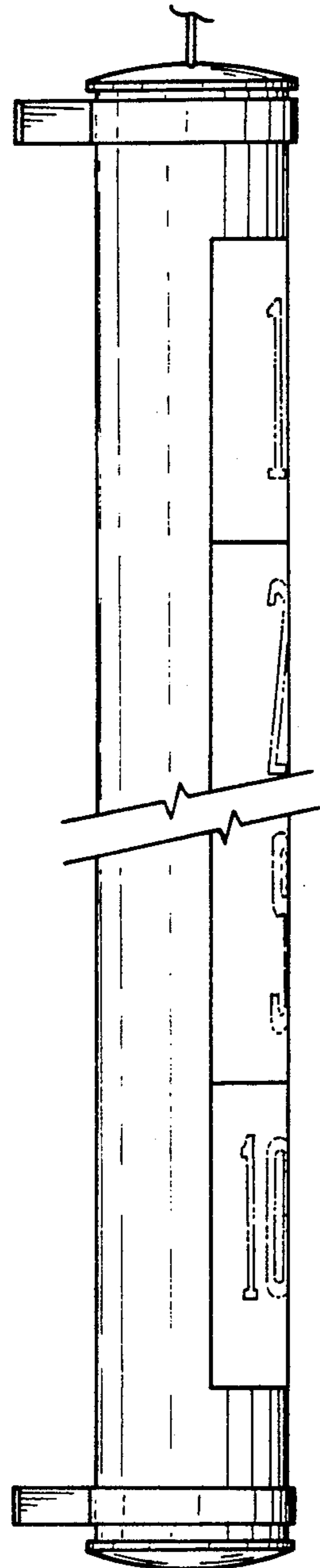


Fig 6

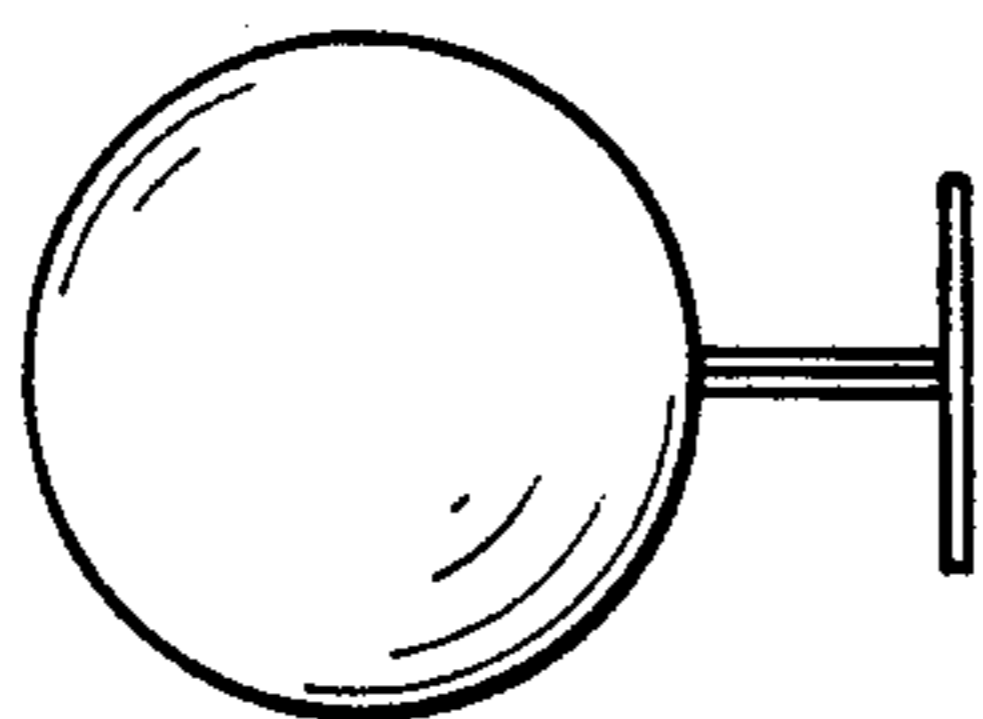


Fig 7

