



US00D334716S

United States Patent [19]

[11] Patent Number: **Des. 334,716**

Kusaka

[45] Date of Patent: **** Apr. 13, 1993**

- [54] SLIDE MAP
- [75] Inventor: **Fukuzo Kusaka**, Osaka, Japan
- [73] Assignee: **Shozo Kusaka**, Osaka, Japan
- [**] Term: **14 Years**
- [21] Appl. No.: **541,341**
- [22] Filed: **Jun. 21, 1990**
- [52] U.S. Cl. **D10/65; D10/75; D10/78**
- [58] Field of Search **D10/65, 75, 78; 73/178 R; 324/156; 340/988, 989, 990, 991, 992, 993, 994, 995; 342/452; 365/443-455**

- [56] **References Cited**
- U.S. PATENT DOCUMENTS**
- 3,208,336 9/1965 Vago 364/443 X
- 4,312,577 1/1982 Fitzgerald 364/444 X
- 4,317,106 2/1982 Hüber 364/444 X
- 4,393,448 7/1983 Dunn et al. D10/65 X
- 4,480,310 10/1984 Alvarez 364/444 X
- 4,800,502 1/1989 Steward et al. D10/65 X
- 4,862,374 8/1989 Ziemann D10/65 X
- 5,115,398 5/1992 De Jomj 364/449 X

Primary Examiner—Donald P. Walsh
Assistant Examiner—Antoine D. Davis
Attorney, Agent, or Firm—Lockwood Alex Fitzgibbon & Cummings

[57] CLAIM

The ornamental design for a slide map, as shown and described.

DESCRIPTION

FIG. 1 is a front elevational view of a slide map showing my new design;
 FIG. 2 is a rear elevational view;
 FIG. 3 is a top plan view;
 FIG. 4 is a bottom plan view;
 FIG. 5 is a left side elevational view;
 FIG. 6 is a right side elevational view;
 FIG. 7 is a cross-sectional view taken along line 7—7 of FIG. 1; and,
 FIG. 8 is a bottom, front and right side perspective view.
 The broken line showing of reference maps are for illustrative purposes only and forms no part of the claimed design.

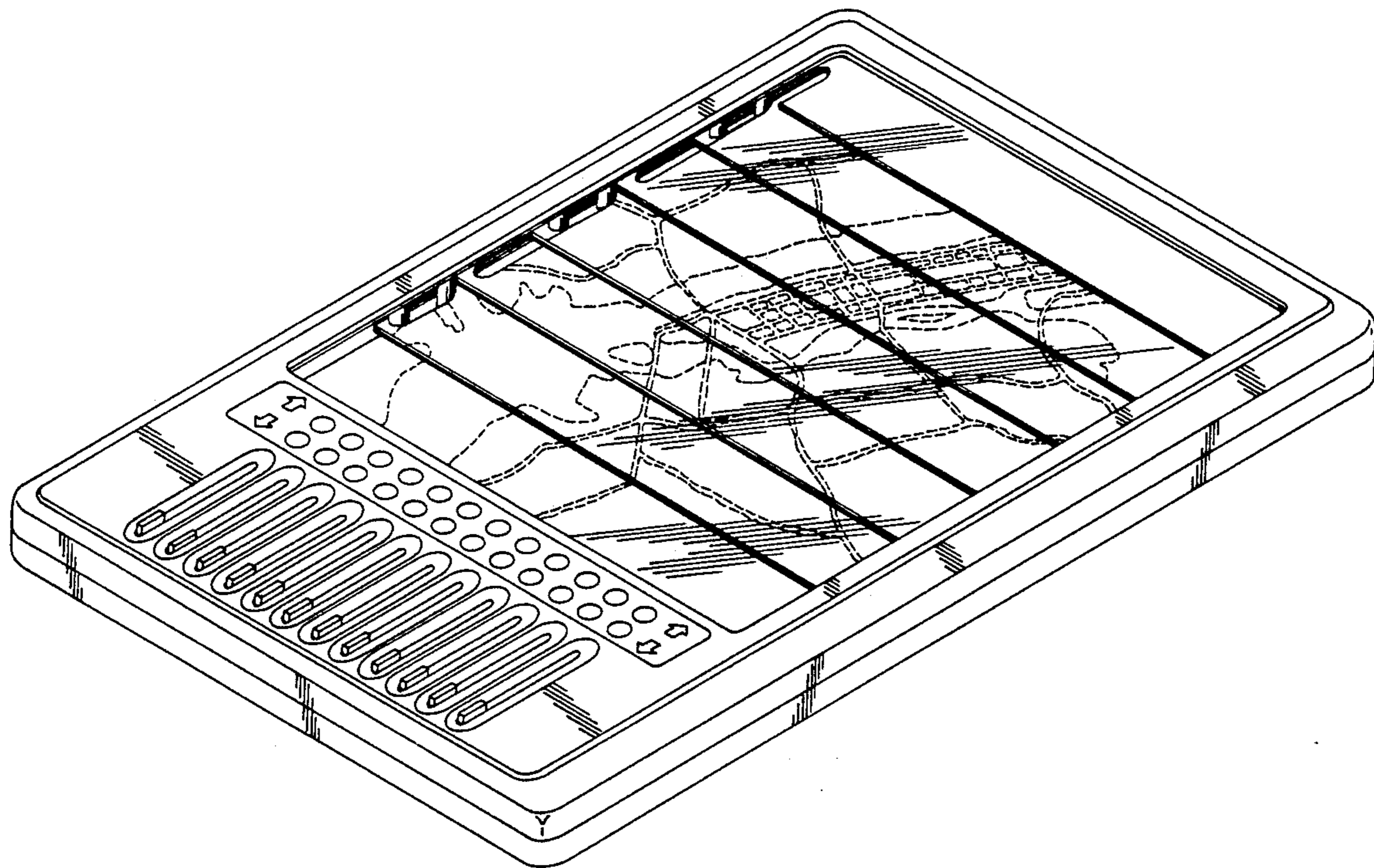


FIG. 1

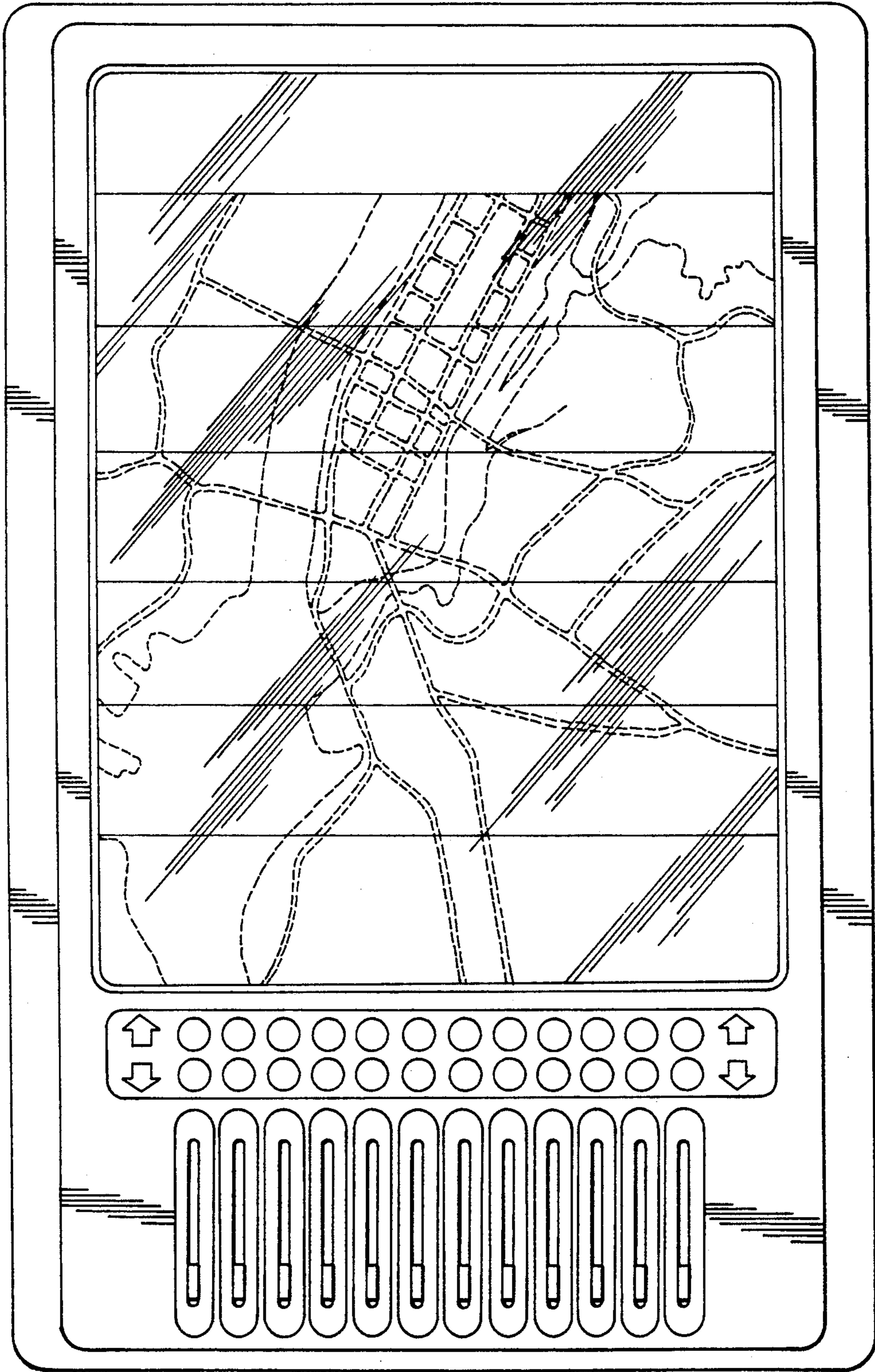


FIG. 2

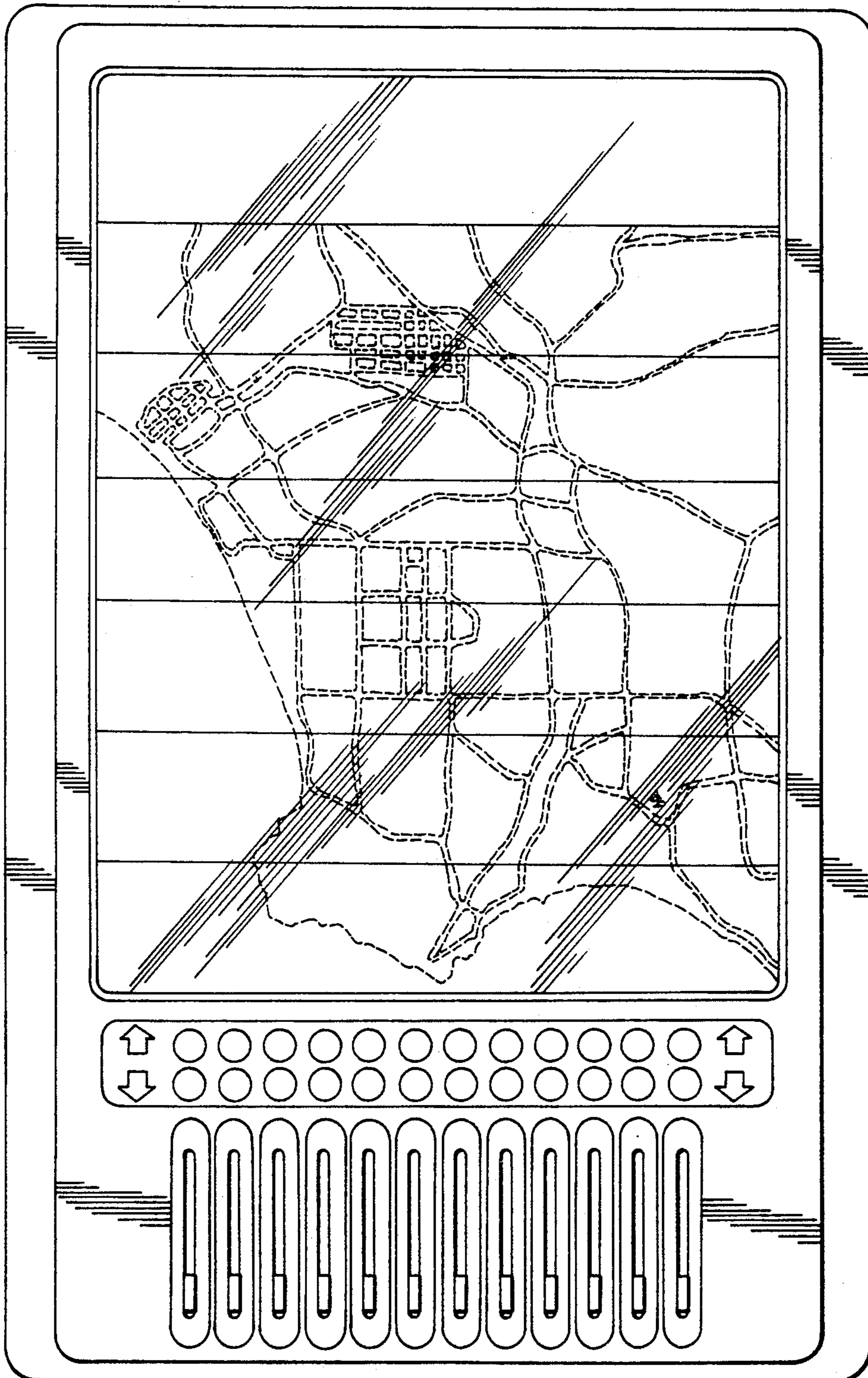


FIG. 3




FIG. 4




FIG. 5

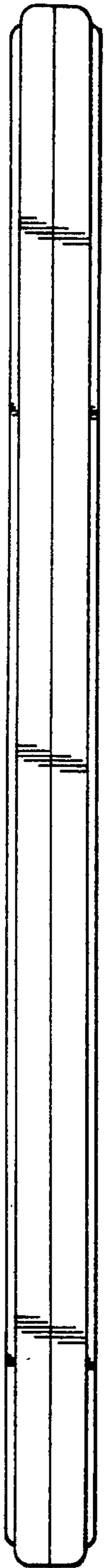


FIG. 6





FIG. 7



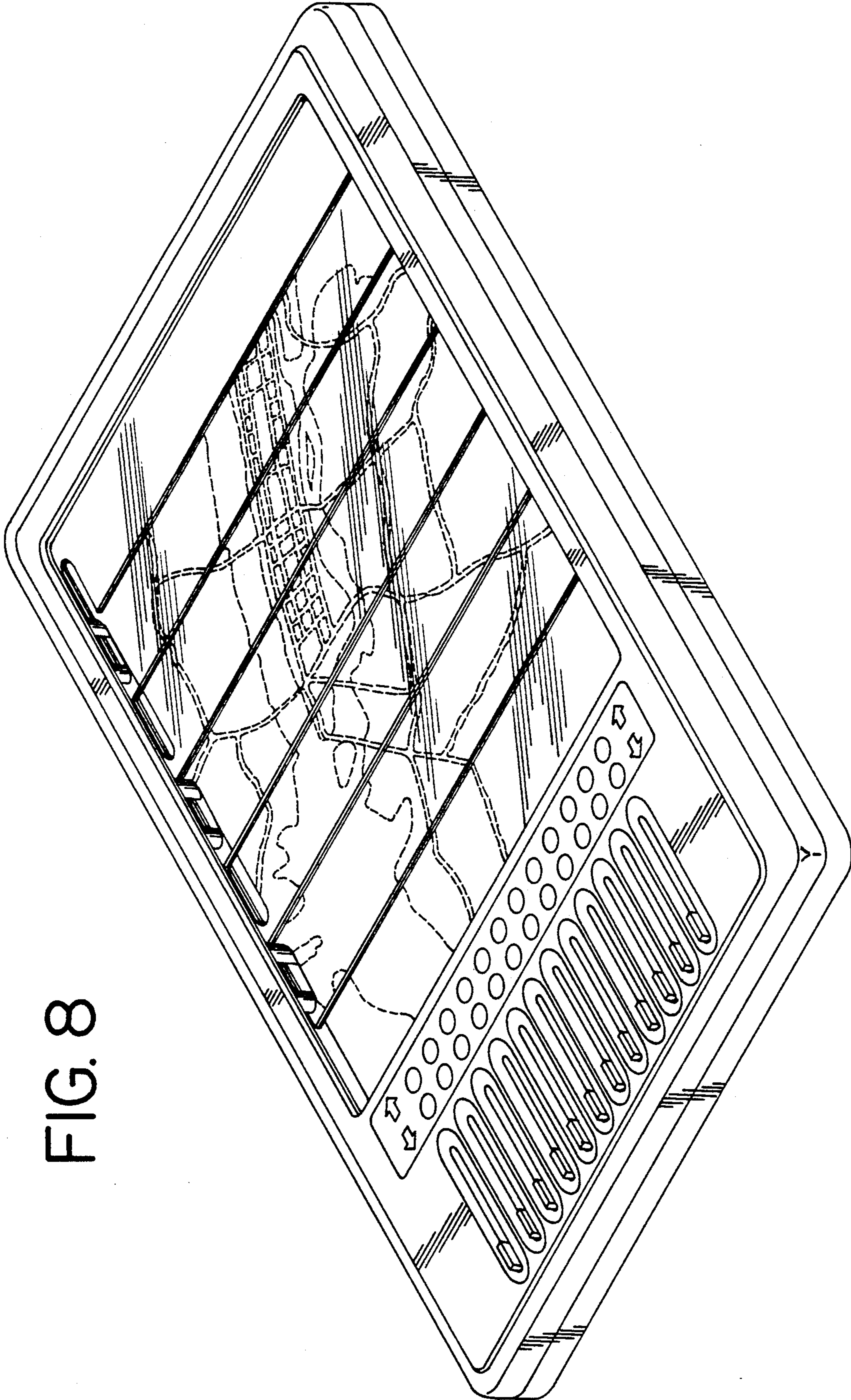


FIG. 8