



US00D334715S

# United States Patent [19]

[11] Patent Number: **Des. 334,715**

**Besson**

[45] Date of Patent: **\*\* Apr. 13, 1993**

[54] **WRISTWATCH**

[75] Inventor: **Francis P. A. Besson, La**  
Chaux-de-Fonds, Switzerland

[73] Assignee: **Girard-Perregaux, S.A., La**  
Chaux-de-Fonds, Switzerland

[\*\*] Term: **14 Years**

[21] Appl. No.: **624,050**

[22] Filed: **Dec. 7, 1990**

[30] **Foreign Application Priority Data**

Jun. 8, 1990 [WO] World Int. Prop. O. ... DM/016-882

[52] U.S. Cl. .... **D10/39; D10/126 X**

[58] Field of Search ..... **D10/1-40,**  
**D10/122-132; 368/280-282, 276-277, 285,**  
**223, 228, 232**

[56] **References Cited**

**U.S. PATENT DOCUMENTS**

- D. 324,656 3/1992 Bolletta ..... D10/126 X
- D. 324,826 3/1992 Aulenti ..... D10/30
- 4,945,521 7/1990 Klaus ..... 368/21

**FOREIGN PATENT DOCUMENTS**

- 212679 12/1940 Switzerland ..... 368/232
- 222541 10/1924 United Kingdom ..... 368/232

**OTHER PUBLICATIONS**

- Swiss Watch & Jewelry Journal*-Feb. 1989-p. 309--  
Watch.
- Jeweler's Circular-Keystone*-Mar. 1988-p. 128-Watches  
at center-right.
- Primary Examiner*-Nelson C. Holtje
- Attorney, Agent, or Firm*-McGlew & Tuttle

[57] **CLAIM**

The ornamental design for a wristwatch, as shown and described.

**DESCRIPTION**

- FIG. 1 is a front elevational view of a wristwatch showing my new design;
- FIG. 2 is a rear elevational view thereof;
- FIG. 3 is a top plan view thereof;
- FIG. 4 is a bottom plan view;
- FIG. 5 is a right side elevational view thereof;
- FIG. 6 is a left side elevational view thereof; and,
- FIG. 7 is a right front perspective view thereof.

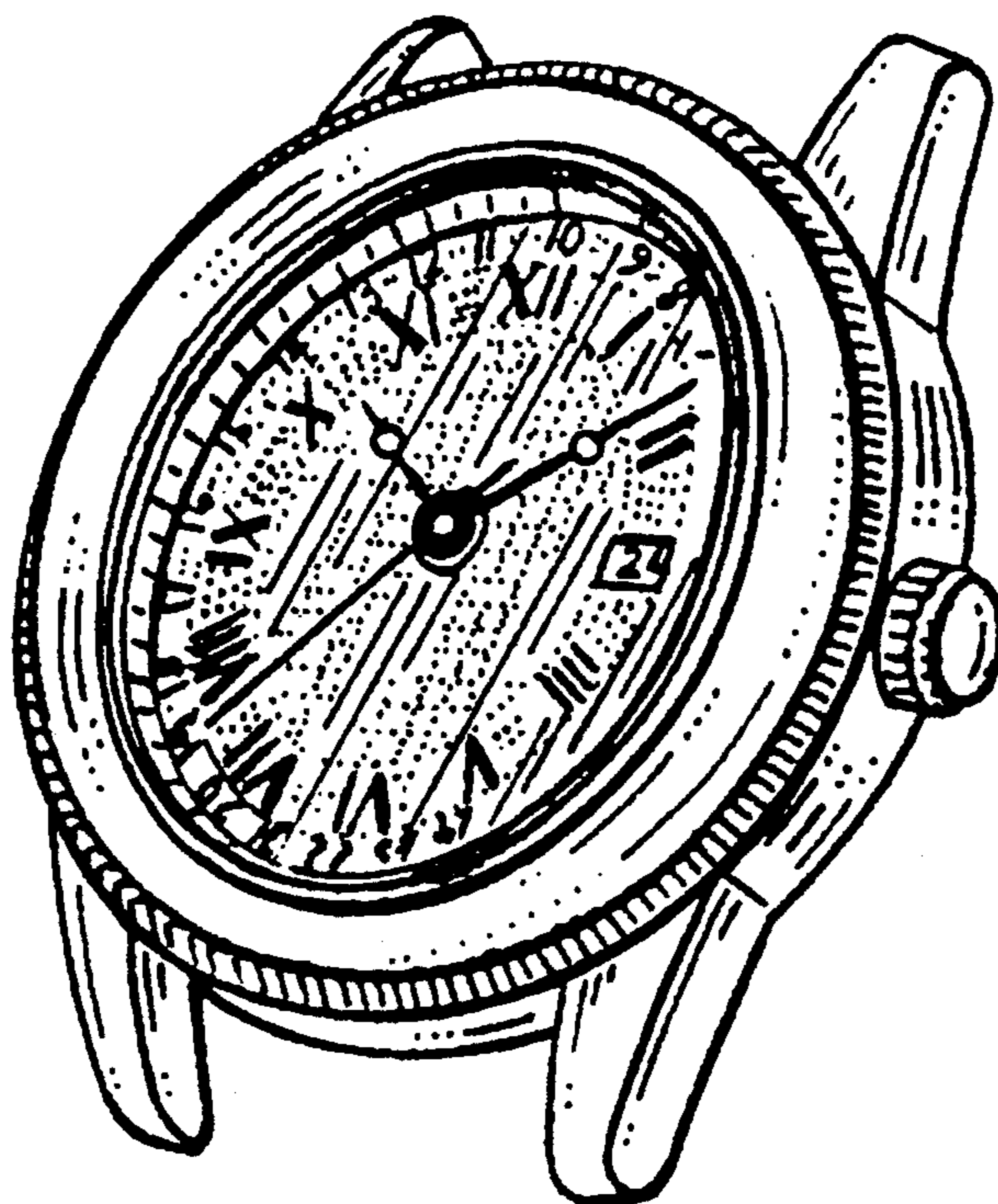


FIG. 1

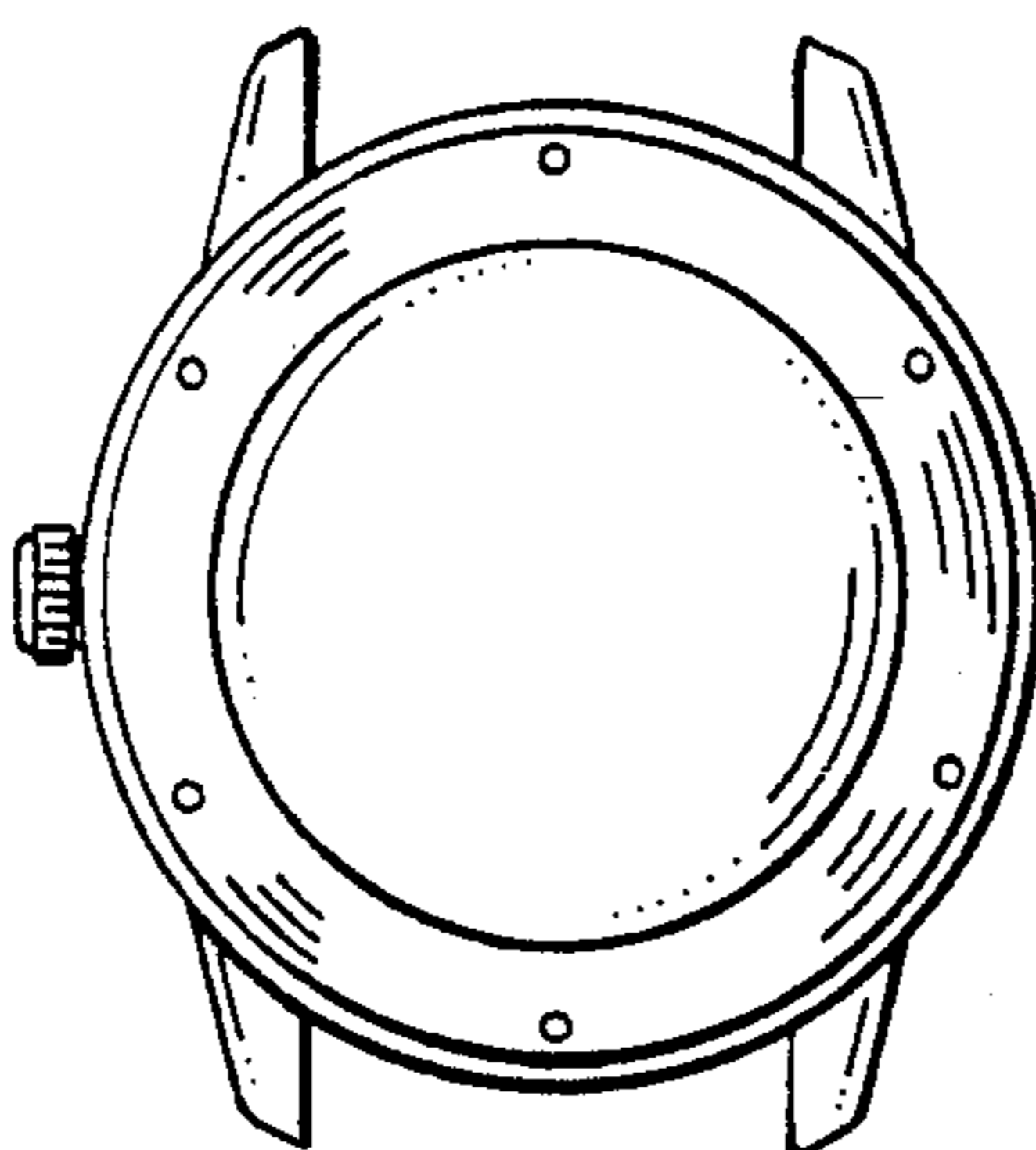


FIG. 2

FIG. 3



FIG. 4

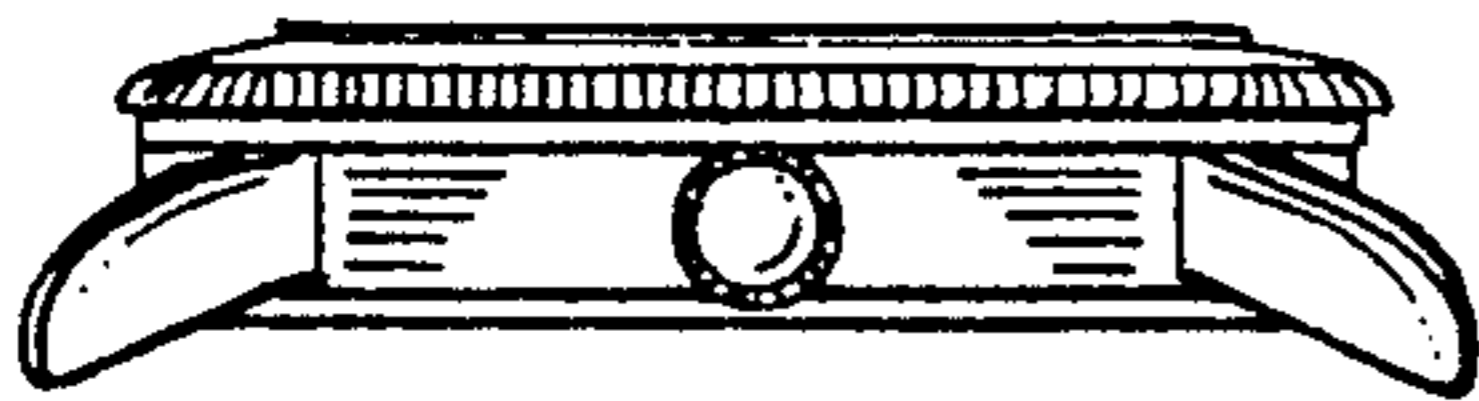


FIG. 5




FIG. 6

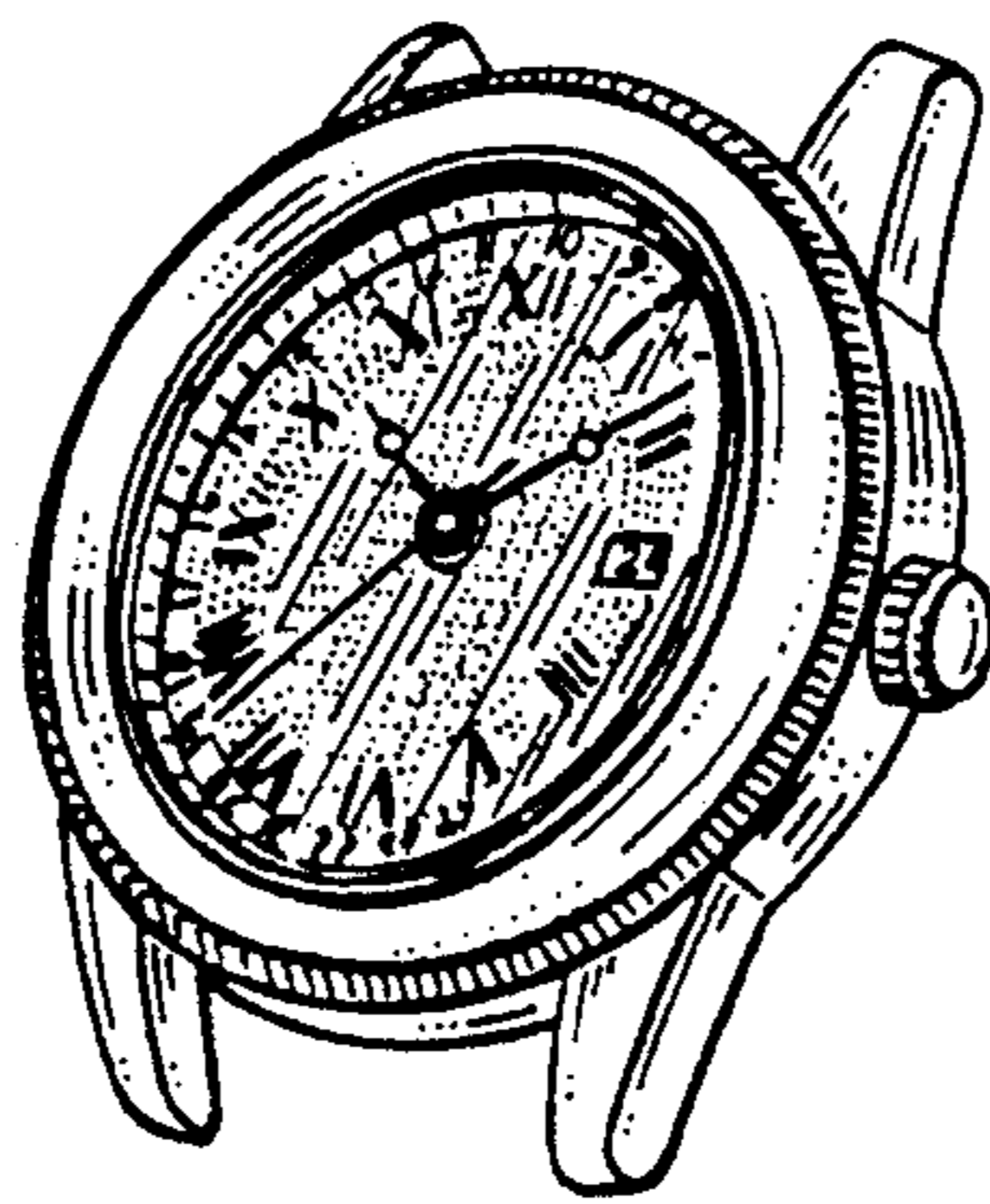


FIG. 7