



US00D334705S

United States Patent [19]

[11] Patent Number: **Des. 334,705**

Pereira et al.

[45] Date of Patent: **** Apr. 13, 1993**

[54] **CONTAINER FOR A PUMP DISPENSER**

[75] Inventors: **Joseph Pereira, West Redding;**
Kimberly Slavin, Norwalk, both of
Conn.

[73] Assignee: **Clairol, Incorporated, New York,**
N.Y.

[**] Term: **14 Years**

[21] Appl. No.: **718,157**

[22] Filed: **Jun. 18, 1991**

[52] U.S. Cl. **D9/300; D9/529**

[58] Field of Search **D9/300, 504, 516, 529,**
D9/535, 545, 435, 454, 499; 222/92-94, 251,
335, 372, 405, 635

[56] **References Cited**

U.S. PATENT DOCUMENTS

D. 196,393 9/1963 Sanders et al. **D9/300**

D. 225,830 1/1973 Hill **D9/300**
D. 246,893 1/1978 Eron **D9/300**
D. 322,391 12/1991 Morane **D9/300**
D. 322,392 12/1991 Schneider et al. **D9/300**
D. 322,750 12/1991 Sommer **D9/300**


Primary Examiner—**Bernard Ansher**
Assistant Examiner—**Mitchell I. Siegel**
Attorney, Agent, or Firm—**Morton S. Simon**

[57] **CLAIM**

The ornamental design for container for a pump dispenser, as shown and described.

DESCRIPTION

FIG. 1 is a front elevational view of a container for a pump dispenser showing our new design; FIG. 2 is a left side elevational view thereof; FIG. 3 is a top plan view thereof; and, FIG. 4 is a bottom plan view thereof. The broken line showing of a pump is for illustrative purposes only and forms no part of the claimed design.






FIG. 1




FIG. 2

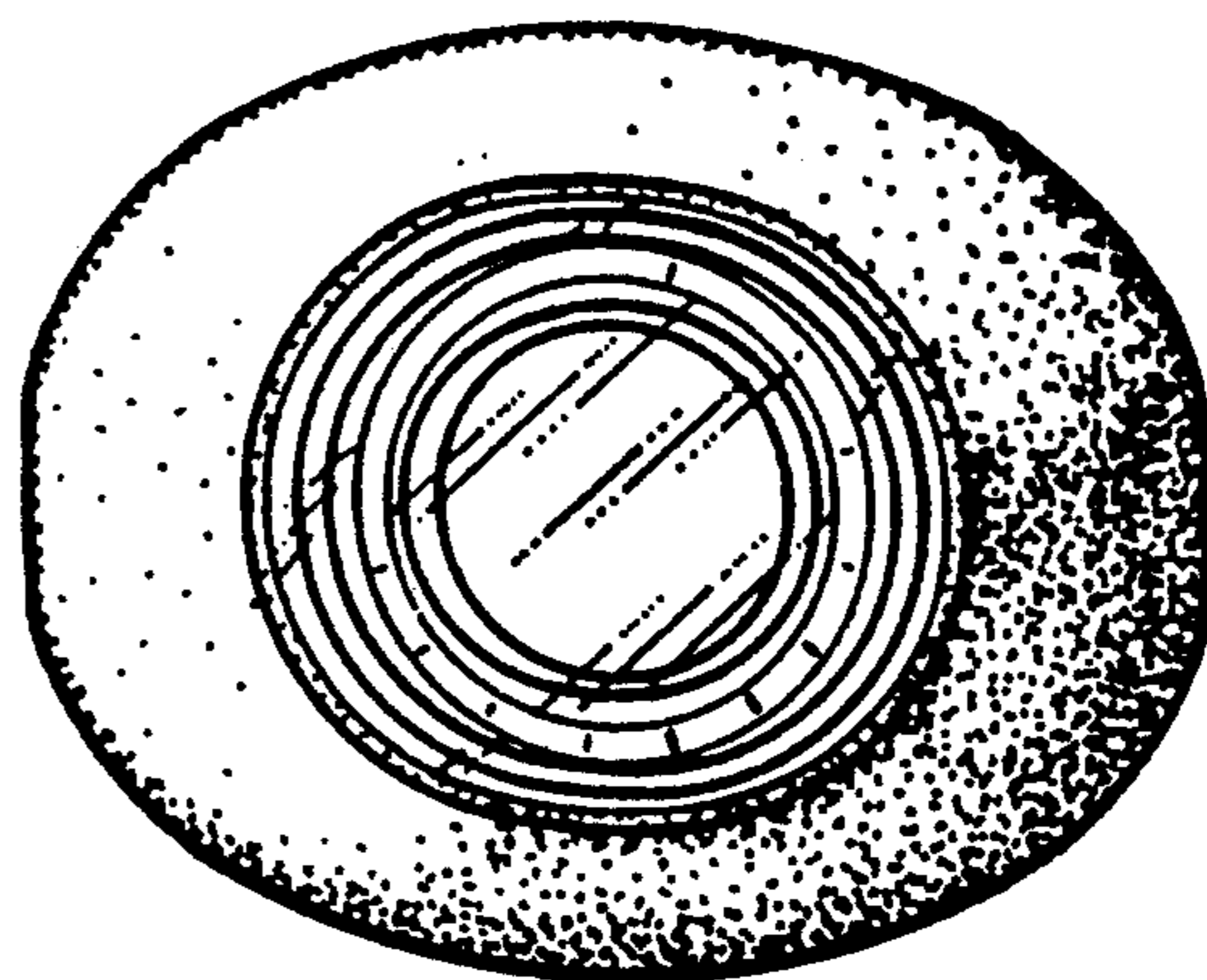


FIG. 3

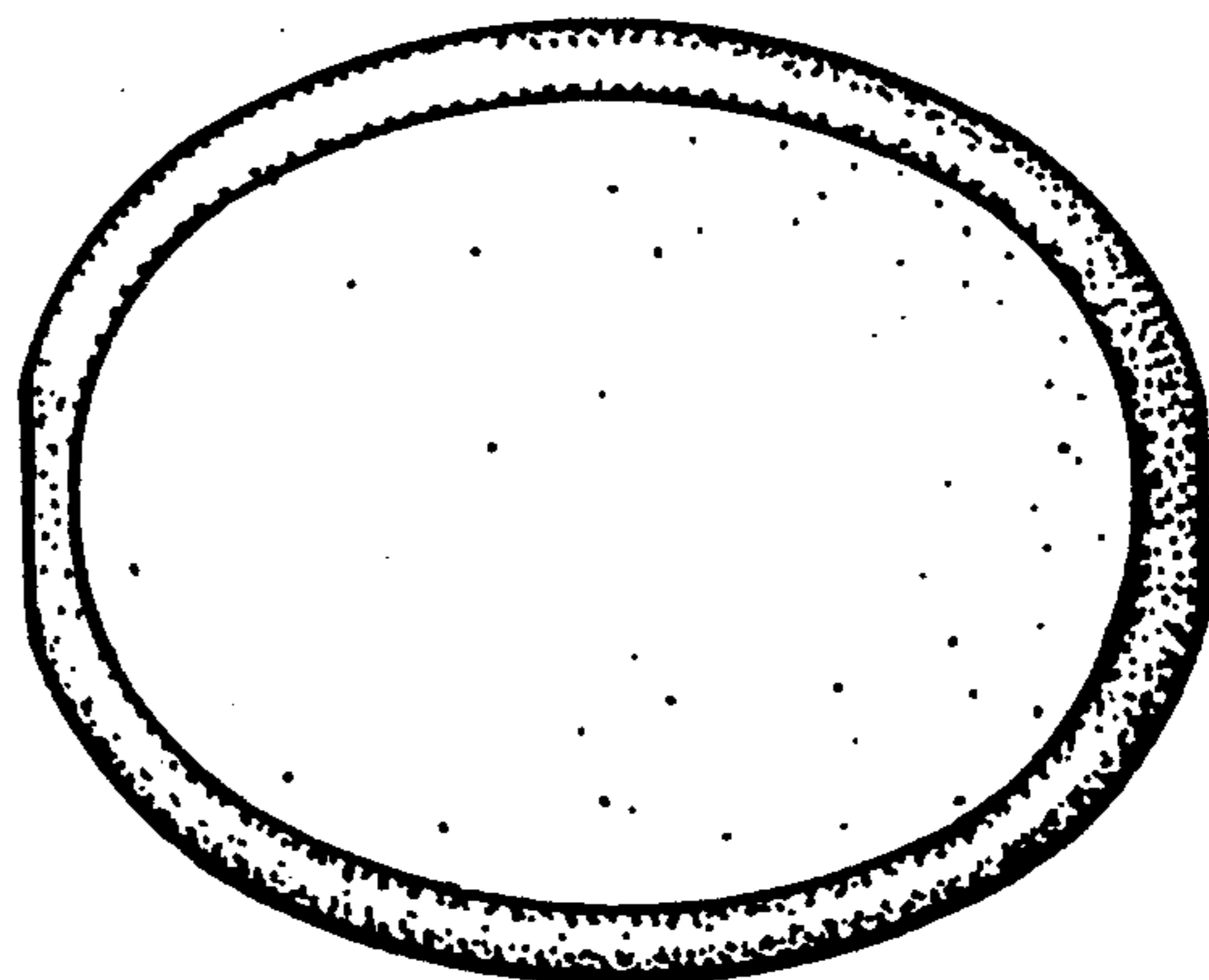


FIG. 4