



US00D334703S

United States Patent [19]

[11] Patent Number: **Des. 334,703**

Murphy

[45] Date of Patent: **** Apr. 13, 1993**

[54] **DEADBOLT KNOB AND DOORKNOB ENGAGING SECURITY UNIT**

4,082,334	4/1978	Volta et al.	292/288
4,189,176	2/1980	Hamilton	292/346
4,279,137	7/1981	Cook	70/416
4,605,251	8/1986	Finlay	292/288
4,715,200	12/1987	Katsaros	70/211

[76] Inventor: **Jerry A. Murphy, 7361 E. Diamond, Scottsdale, Ariz. 85257**

[**] Term: **14 Years**

FOREIGN PATENT DOCUMENTS

[21] Appl. No.: **662,895**

15009	4/1880	Fed. Rep. of Germany	70/430
454672	10/1936	United Kingdom	70/416

[22] Filed: **Mar. 1, 1991**

[52] U.S. Cl. **D8/331; D8/343**

Primary Examiner—**Brian N. Vinson**

[58] Field of Search **D8/330, 331, 339, 342-343; 70/14, 57, 416, 430-431, 211, DIG. 43; 292/288-289, 346, 348**

Attorney, Agent, or Firm—**David G. Rosenbaum**

[57] CLAIM

[56] References Cited

The ornamental design for a deadbolt knob and door-knob engaging security unit, as shown and described.

U.S. PATENT DOCUMENTS

DESCRIPTION

591,177	10/1897	Palmer	70/430
1,082,427	12/1913	Klespies	70/430
2,463,195	7/1946	Mungan	70/416
3,263,462	3/1964	Suroff et al.	70/447
3,423,974	7/1966	Bernsley	70/416
3,585,827	6/1971	Dominguez	70/416
3,724,246	4/1973	Katsaros	70/431
3,927,544	12/1975	Klein	70/416
3,933,014	1/1976	Moses	70/416
4,064,721	12/1977	Morgan	70/416

FIG. 1 is a top, front, and left side perspective view of a deadbolt knob and doorknob engaging security unit showing my new design;

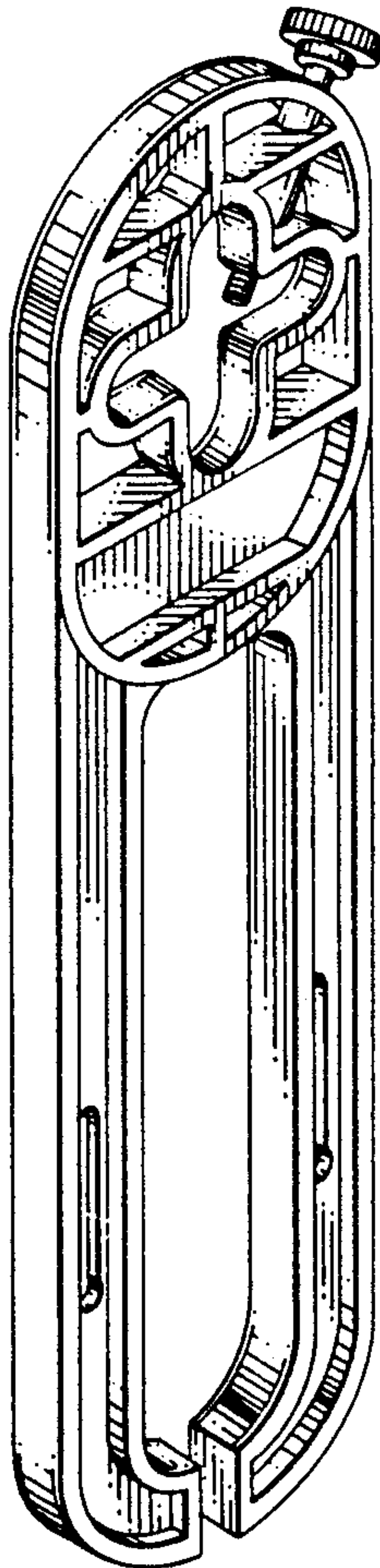
FIG. 2 is an enlarged rear elevational view thereof;

FIG. 3 is an enlarged left side elevational view thereof;

FIG. 4 is an enlarged right side elevational view thereof;

FIG. 5 is an enlarged top plan view thereof; and,

FIG. 6 is an enlarged bottom plan view thereof.



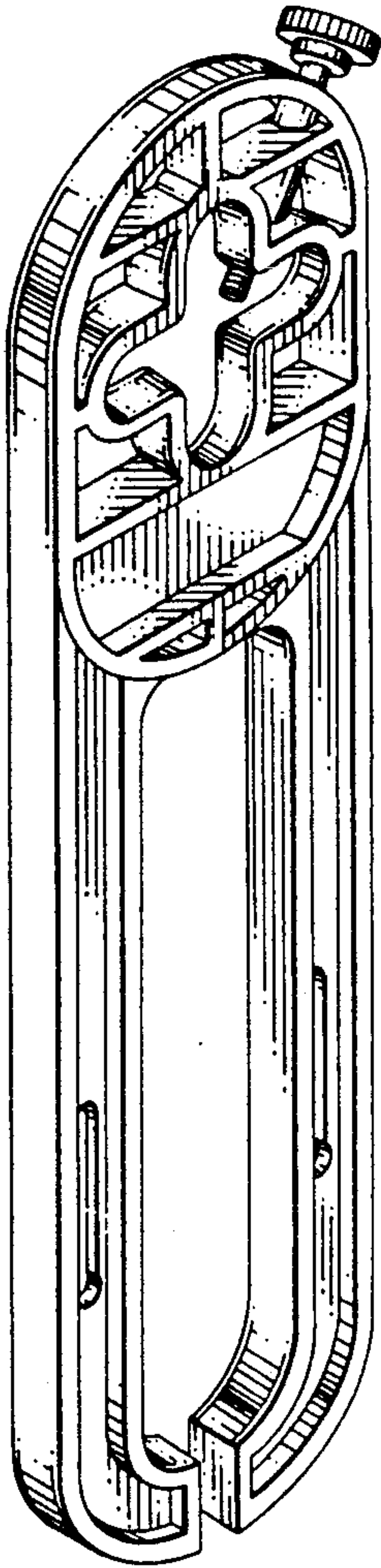


FIG. 1

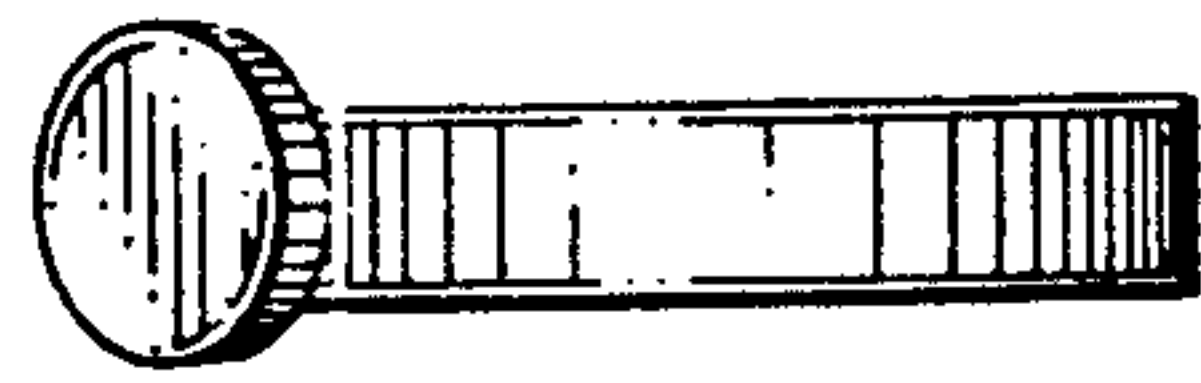


FIG. 5



FIG. 6



FIG. 4




FIG. 3

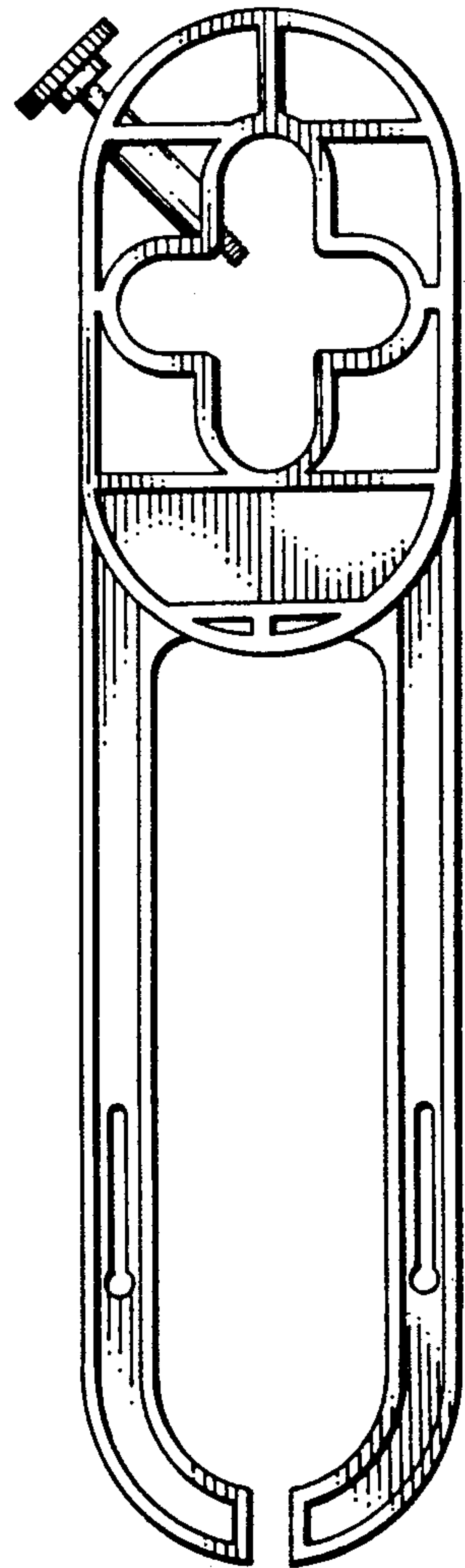


FIG. 2