



US00D334702S

United States Patent [19]
Godsey

[11] **Patent Number: Des. 334,702**
[45] **Date of Patent: ** Apr. 13, 1993**

[54] **LETTER OPENER**

[76] **Inventor: Donald W. Godsey, 7807 Cove Ridge Rd., Hixson, Tenn. 37343**

[**] **Term: 14 Years**

[21] **Appl. No.: 602,199**

[22] **Filed: Oct. 23, 1990**

[52] **U.S. Cl. D8/104**

[58] **Field of Search D8/102, 103, 104, 98; D10/71; D22/118; D20/10, 39, 40, 41; 30/DIG. 3, 294; 33/483, 485; 7/160**

[56] **References Cited**

U.S. PATENT DOCUMENTS

D. 107,570	12/1937	Erk	D10/71
D. 131,626	3/1942	Ellwood	D10/71
D. 169,226	3/1953	Sandberg	D10/71
D. 172,945	9/1954	Baker	D8/104
D. 235,091	5/1975	Daenen	D8/104
D. 294,797	3/1988	Itoh	D8/98
D. 306,394	3/1990	Koenig	D8/102

29,328	9/1898	Carver	D10/71
888,848	5/1908	Rapson	33/485
1,052,695	2/1913	Sheldon	D10/71
2,291,294	6/1942	Holste	30/294
3,028,670	4/1962	Tilly	30/294
3,290,780	12/1966	Oehlert	30/DIG. 3

OTHER PUBLICATIONS

L. T. Grammes & Sons Advertising Specialties Catalog ©1939 p. 20 #1406.

Arthur Salm Catalog 1979 3rd on right.

Primary Examiner—Bernard Ansher

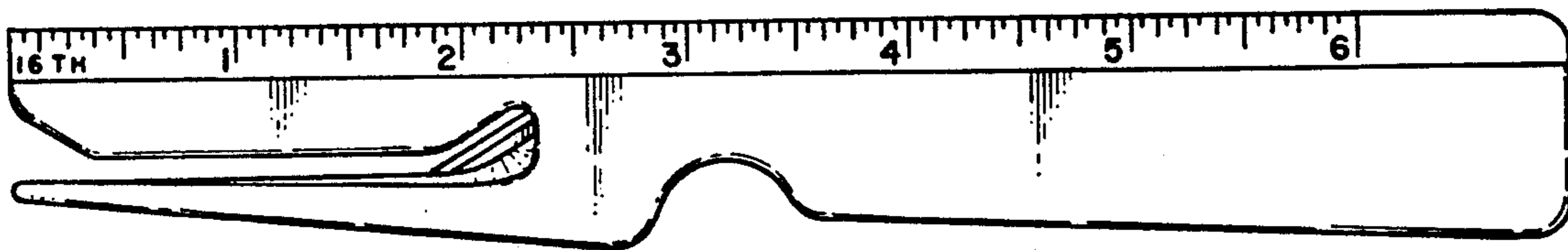
Assistant Examiner—R. Barkai

[57] **CLAIM**

The ornamental design for a letter opener, as shown.

DESCRIPTION

FIG. 1 is a front elevational view of a letter opener showing my new design;
FIG. 2 is a rear elevational view thereof;
FIG. 3 is a bottom plan view thereof;
FIG. 4 is a bottom plan view thereof;
FIG. 5 is a left side elevational view thereof; and
FIG. 6 is a right side elevational view thereof.



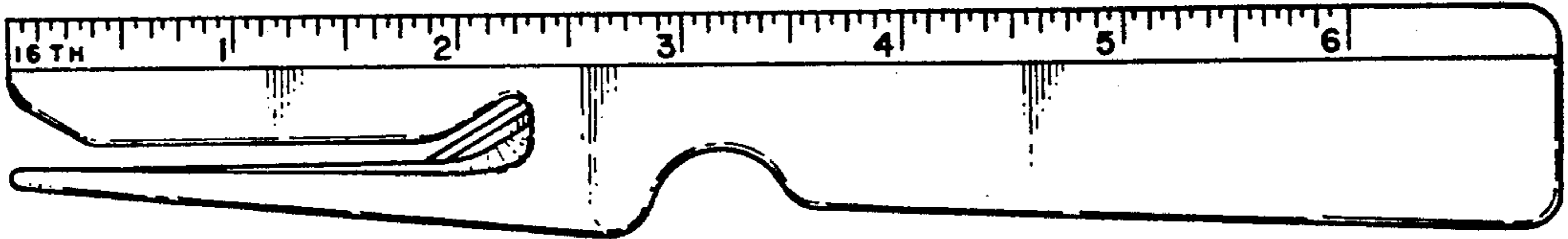


Fig. 1




Fig. 2




Fig. 3



Fig. 4



Fig. 5



Fig. 6