



US00D334698S

United States Patent [19]

[11] Patent Number: **Des. 334,698**

Bane

[45] Date of Patent: **** Apr. 13, 1993**

[54] **SABRE SANDER-FILER**

D. 320,724 10/1991 Rixen D8/61 X
D. 321,464 11/1991 Mikiya D8/62

[76] Inventor: **Gayle K. Bane, R.R. 1 Box 86,
Saybrook, Ill. 61770**

Primary Examiner—Alan P. Douglas
Assistant Examiner—J. H. Musgrove
Attorney, Agent, or Firm—Leon Gildea

[**] Term: **14 Years**

[21] Appl. No.: **682,224**

[57] **CLAIM**

[22] Filed: **Apr. 9, 1991**

The ornamental design for a sabre sander-filer, as shown and described.

[52] U.S. Cl. **D8/62**

[58] Field of Search **D8/61, 62, 63;
51/170 R, 170 T, 170 TL, 170 PL, 170 MT,
170, 170 EB; 310/50**

DESCRIPTION

[56] **References Cited**

U.S. PATENT DOCUMENTS

D. 301,966 7/1989 Currie D8/62
D. 310,015 8/1990 Evenson D8/62

FIG. 1 is a front elevational view of the sabre sander-filer showing my new design;
FIG. 2 is a rear elevational view thereof;
FIG. 3 is a left side elevational view thereof;
FIG. 4 is a right side elevational view thereof;
FIG. 5 is a top plan view thereof; and,
FIG. 6 is a bottom plan view thereof.

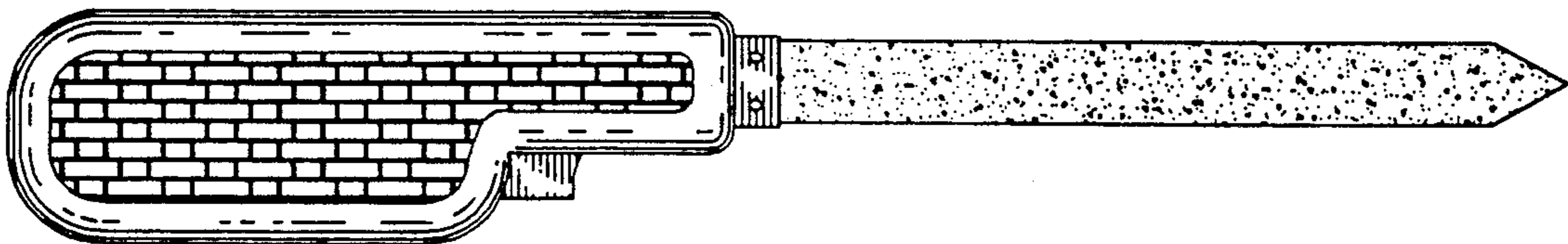


FIG. 1

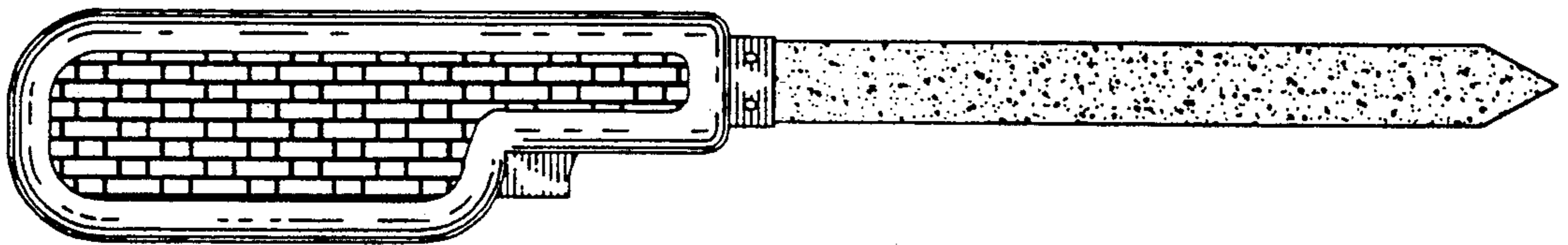


FIG. 2

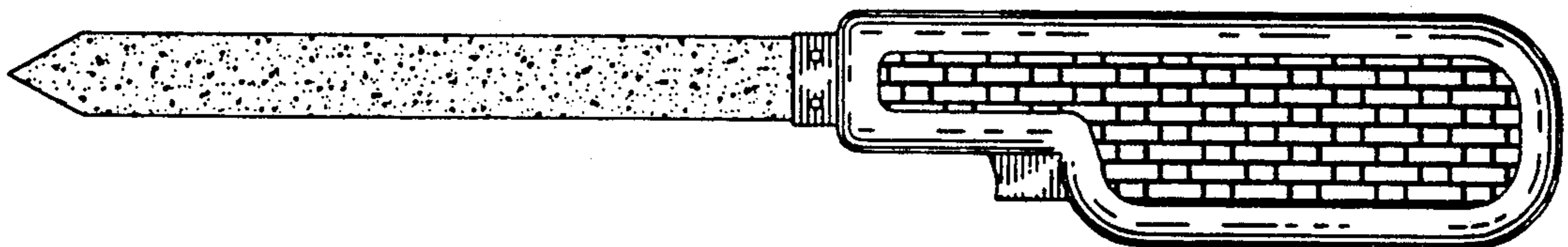


FIG. 3

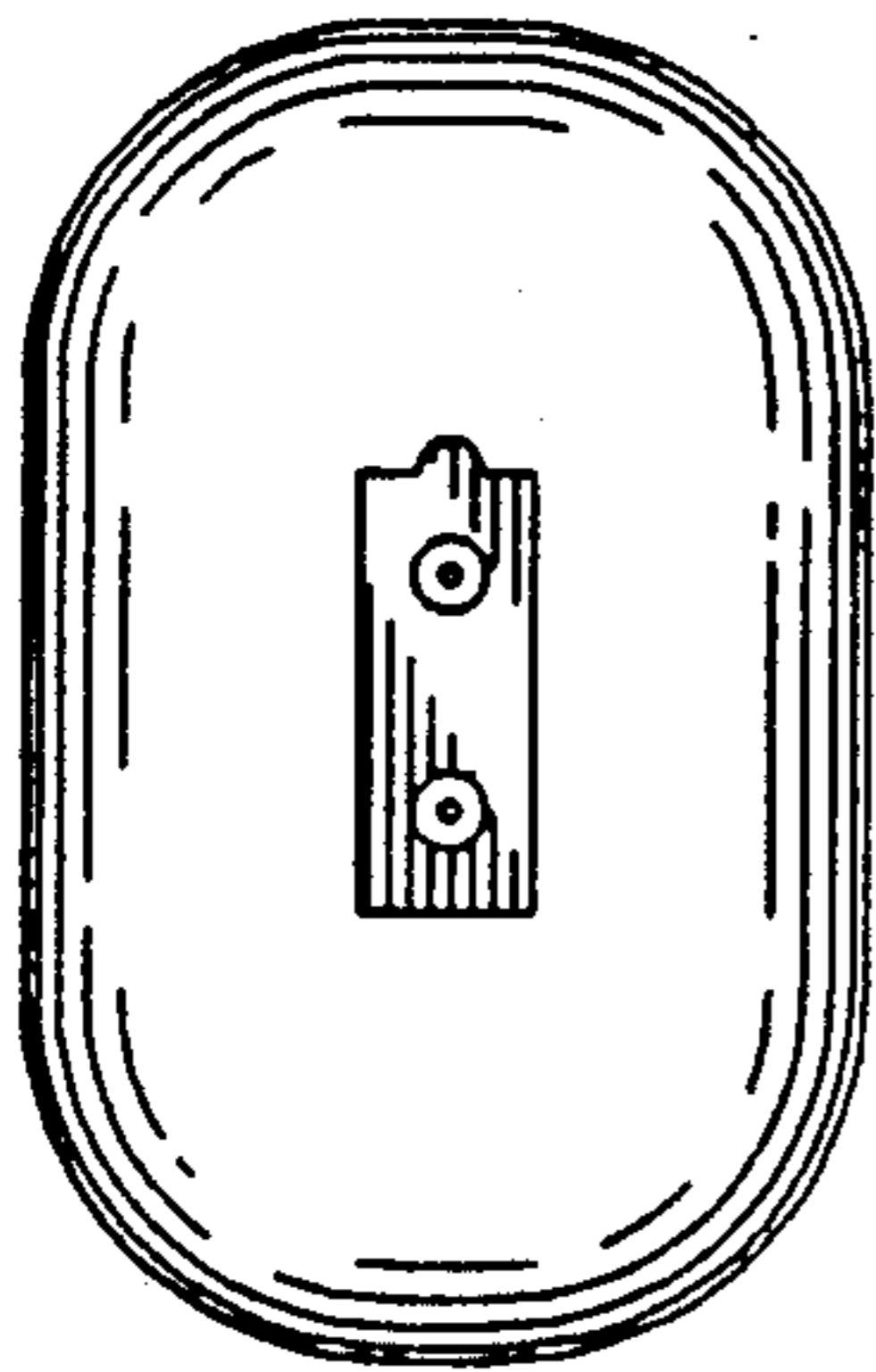


FIG. 4

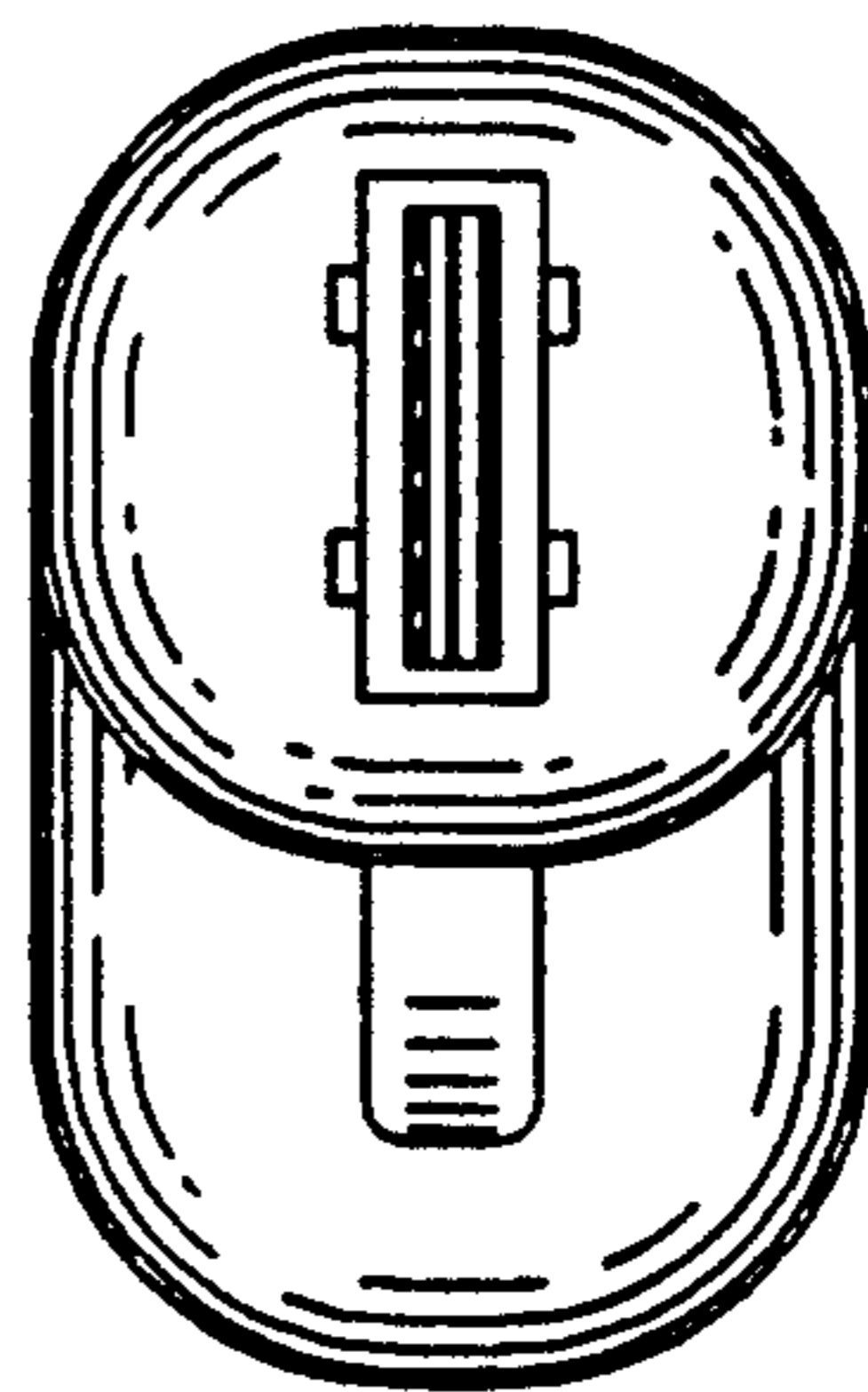


FIG. 5

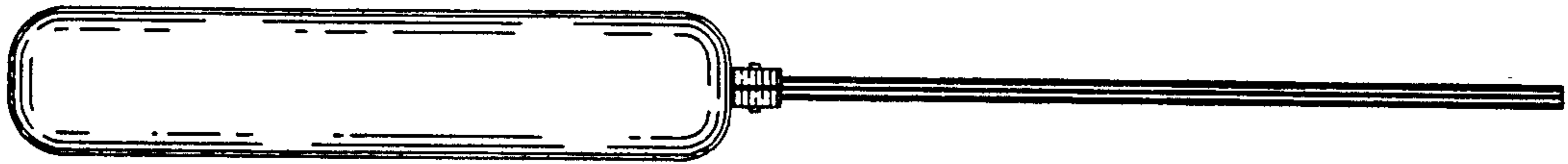


FIG. 6

