



US00D334697S

United States Patent [19]

[11] Patent Number: **Des. 334,697**

Waldherr et al.

[45] Date of Patent: **** Apr. 13, 1993**

[54] **CINCH TIGHTENER**

[76] Inventors: **Arthur Waldherr**, 201 Freeport Dr.,
Bloomington, Ill. 60108; **Victor R. Kurowski**, 211 W. Central Ave.,
Lombard, Ill. 60148

455,745	7/1891	Eulenfeld	54/23
1,002,901	9/1911	Christman	24/71 TD
3,271,007	9/1966	Ratcliff	24/71 TD
3,449,798	6/1969	Hofmann	24/71 ST
4,821,380	4/1989	Crosby	54/23

[**] Term: **14 Years**

Primary Examiner—Bernard Ansher
Assistant Examiner—P. Hyder
Attorney, Agent, or Firm—Emrich & Dithmar

[21] Appl. No.: **618,104**

[57] **CLAIM**

[22] Filed: **Nov. 26, 1990**

The ornamental design for a cinch tightener, as shown and described.

[52] U.S. Cl. **D8/51; D8/44**

[58] Field of Search 81/44, 51; 24/32, 68 R,
24/68 E, 68 ST, 68 A, 71 R, 71 ST, 170, 114.5,
191; 54/23, 46; D8/14, 51, 44

DESCRIPTION

[56] **References Cited**

U.S. PATENT DOCUMENTS

D. 229,161 11/1973 Lewis, Jr. D8/44

FIG. 1 is a front elevational view of a cinch tightener showing our new design;
FIG. 2 is a front side elevational view thereof;
FIG. 3 is a rear elevational view thereof;
FIG. 4 is a top plan view thereof;
FIG. 5 is a bottom plan view thereof; and,
FIG. 6 is a perspective view thereof.




FIG. 1

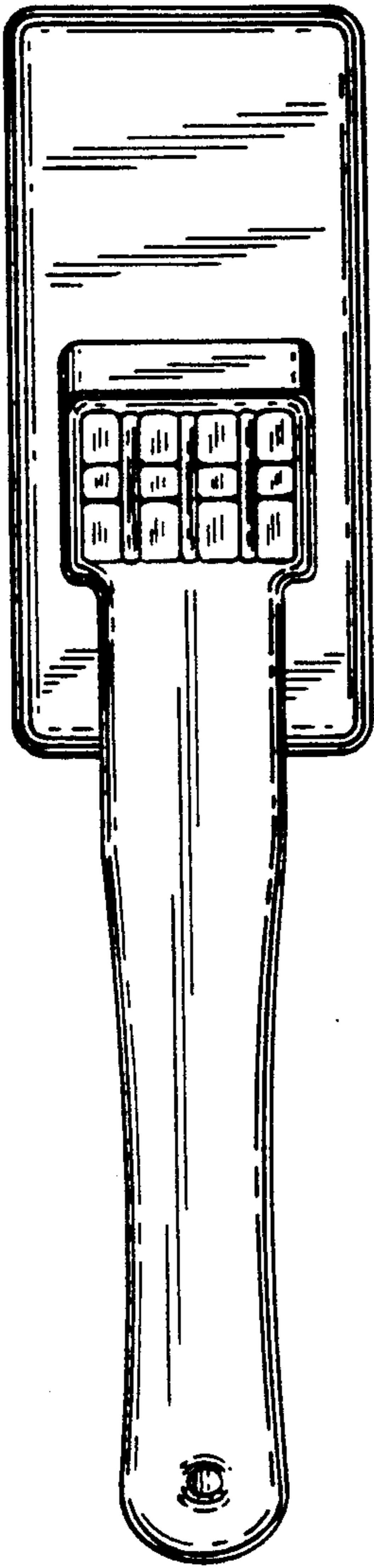


FIG. 2

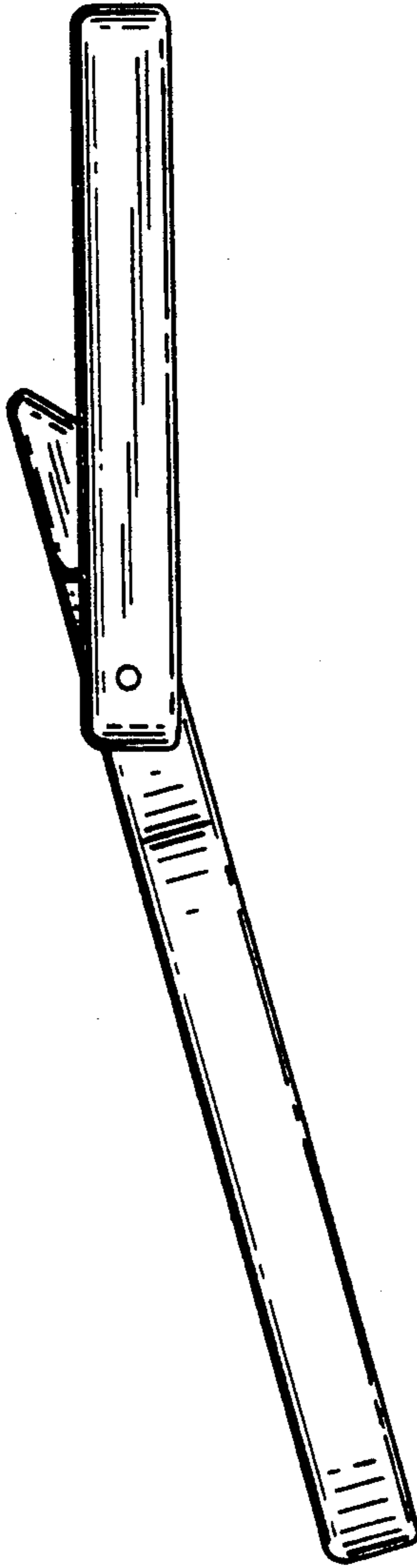


FIG. 3

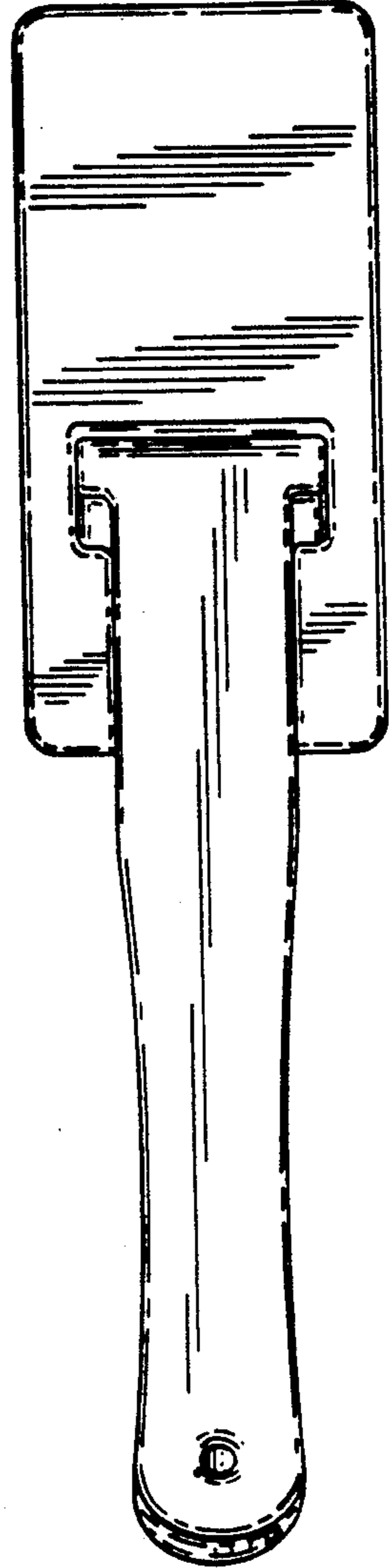


FIG. 4




FIG. 5

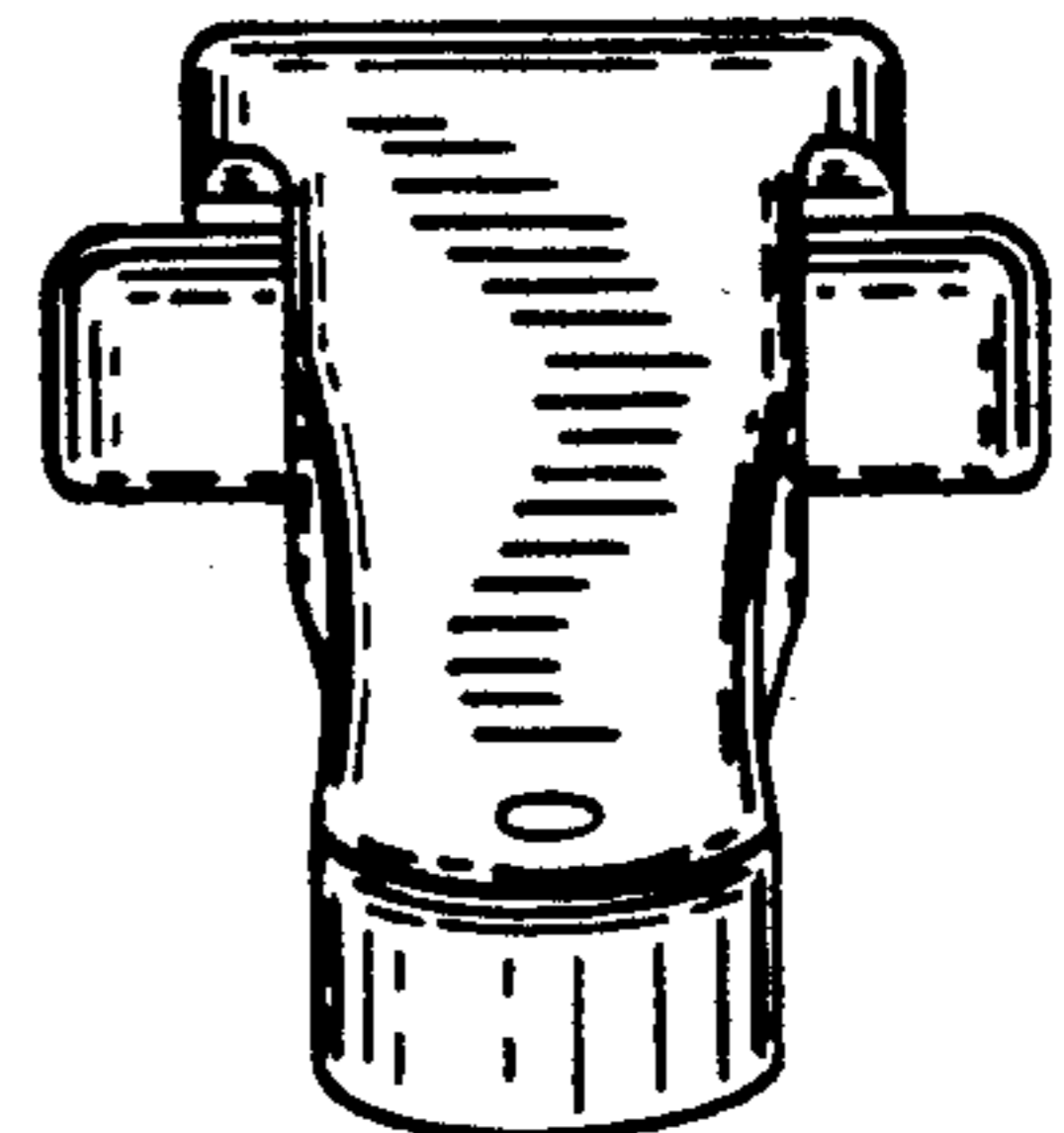


FIG. 6

