



US00D334689S

United States Patent [19]

[11] Patent Number: **Des. 334,689**

Mason

[45] Date of Patent: **** Apr. 13, 1993**

[54] **PORTABLE TUBULAR COOLER FOR CANNED BEVERAGES**

[75] Inventor: **Jeffrey V. Mason, Huntington, N.Y.**

[73] Assignee: **Canvas & Leather Bag Co., Inc., Melville, N.Y.**

[**] Term: **14 Years**

[21] Appl. No.: **615,004**

[22] Filed: **Nov. 16, 1990**

[52] U.S. Cl. **D7/605; D3/36**

[58] Field of Search **D7/605-608, D7/620, 622; D3/30.1, 36-38, 76-79; 62/457.1, 457.3, 457.7; 150/100, 107, 118; 206/139, 427-428, 430-431, 499; 220/739, 907; 224/919, 148**

[56] **References Cited**

U.S. PATENT DOCUMENTS

D. 247,392	2/1978	Coleman	D7/607	X
D. 283,758	5/1986	Stewart et al.	D7/608	X
D. 284,062	6/1986	Ryan, Jr.	D7/605	
D. 302,775	8/1989	Sinoff et al.	D7/608	X
1,203,095	10/1916	Bristow	D3/36	X
3,263,806	8/1966	Ring	D3/36	X
5,007,250	4/1991	Musielak	62/457.1	X

Primary Examiner—Terry A. Pfeffer
Attorney, Agent, or Firm—Salter, Michaelson & Benson

[57] **CLAIM**

The ornamental design for a portable tubular cooler for canned beverages, as shown and described.

DESCRIPTION

FIG. 1 is a perspective view of a portable tubular cooler for canned beverages showing my new design;

FIG. 2 is a perspective view of an alternate embodiment of FIG. 1;

FIG. 3 is a front elevational view thereof;

FIG. 4 is a right side elevational view thereof, the opposite side being a mirror image;

FIG. 5 is a right side elevational view of FIG. 2, the opposite side being a mirror image;

FIG. 6 is a rear elevational view thereof;

FIG. 7 is a top plan view thereof, the opposite side being a mirror image;

FIG. 8 is a perspective view of an alternate embodiment of FIG. 1; and,

FIG. 9 is a perspective view of an alternate embodiment of FIG. 1.

The undisclosed front, rear and top views of FIG. 2 are similar to those of FIG. 1.

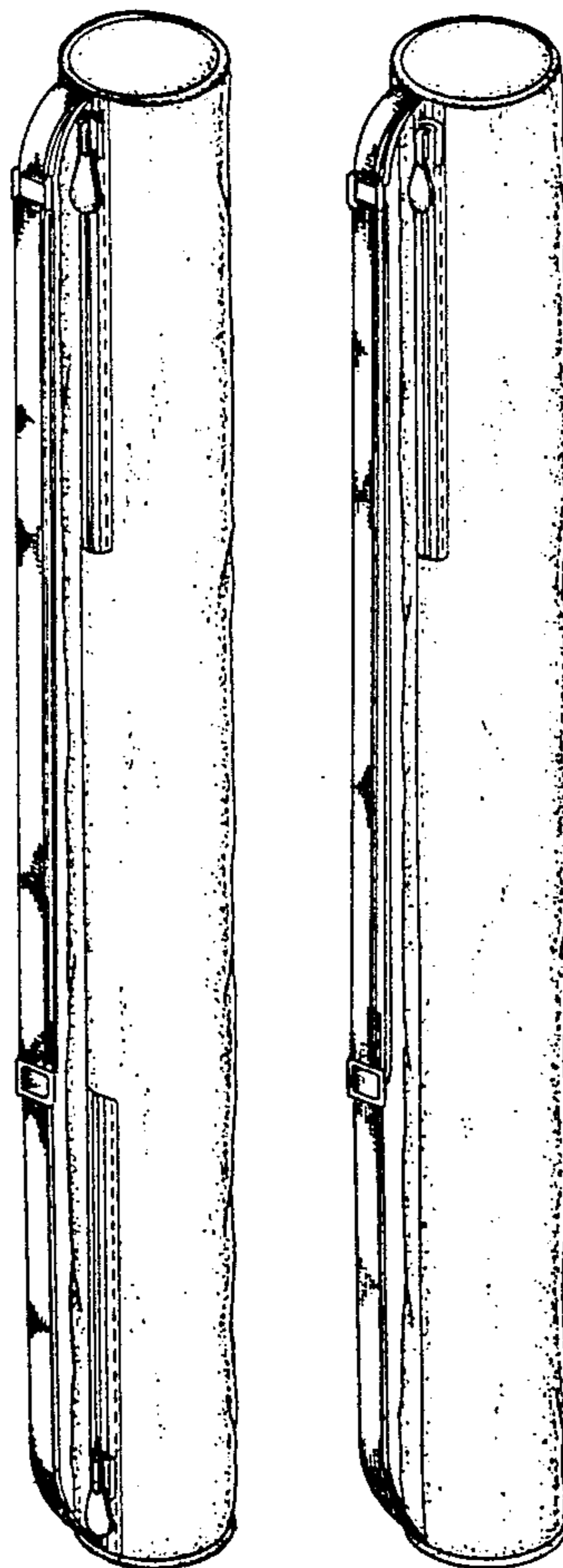




FIG. 1




FIG. 2

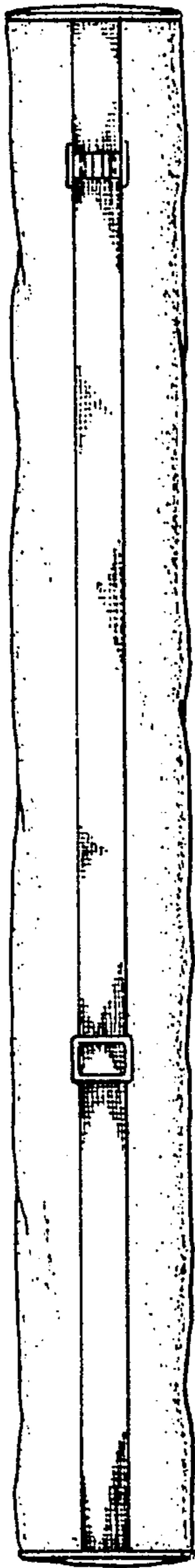


FIG. 3




FIG. 4




FIG. 5




FIG. 6

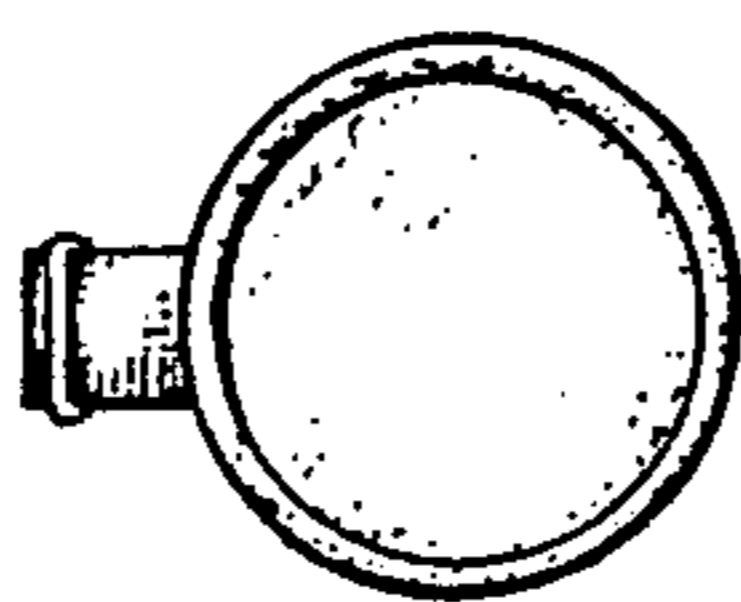


FIG. 7




FIG. 8




FIG. 9