



US00D334664S

# United States Patent [19]

Fraker et al.

[11] Patent Number: **Des. 334,664**

[45] Date of Patent: **\*\* Apr. 13, 1993**

- [54] **DRAPERY BOW RING**
- [75] Inventors: **Stuart R. Fraker**, Arlington; **Michael R. Loupe**, Fort Worth; **Kitty M. Milliorn**, Arlington, all of Tex.
- [73] Assignee: **Home Furnishings Discount Club of America, Inc.**, Arlington, Tex.
- [\*\*] Term: **14 Years**
- [21] Appl. No.: **734,317**
- [22] Filed: **Jul. 18, 1991**
- [52] U.S. Cl. .... **D8/369**
- [58] Field of Search ..... **D8/356, 368-369, D8/371, 383; 160/330, 345, 348, 349.2; 24/306; 248/289.1**

3,257,695 6/1966 Frame ..... D8/383 X

### FOREIGN PATENT DOCUMENTS

31304 5/1965 German Democratic Rep. .... 16/95 D

### OTHER PUBLICATIONS

Stanley Hardware Catalog, Nov. 1979, p. 363, frame holder, circled at right of page.

*Primary Examiner*—Wallace R. Burke  
*Assistant Examiner*—H. Baynham  
*Attorney, Agent, or Firm*—L. Dan Tucker

### [57] CLAIM

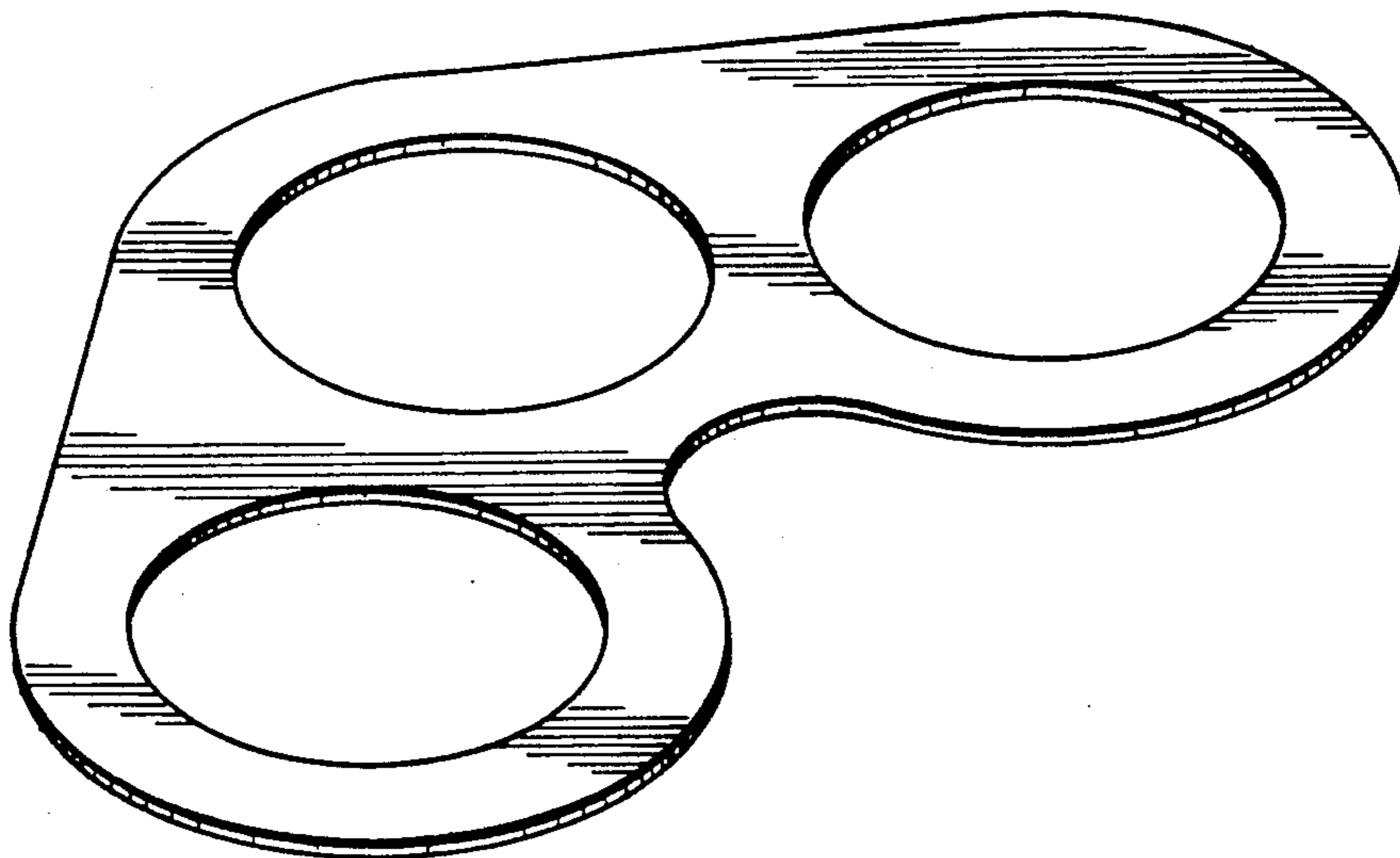
The ornamental design for a drapery bow ring, as shown and described.

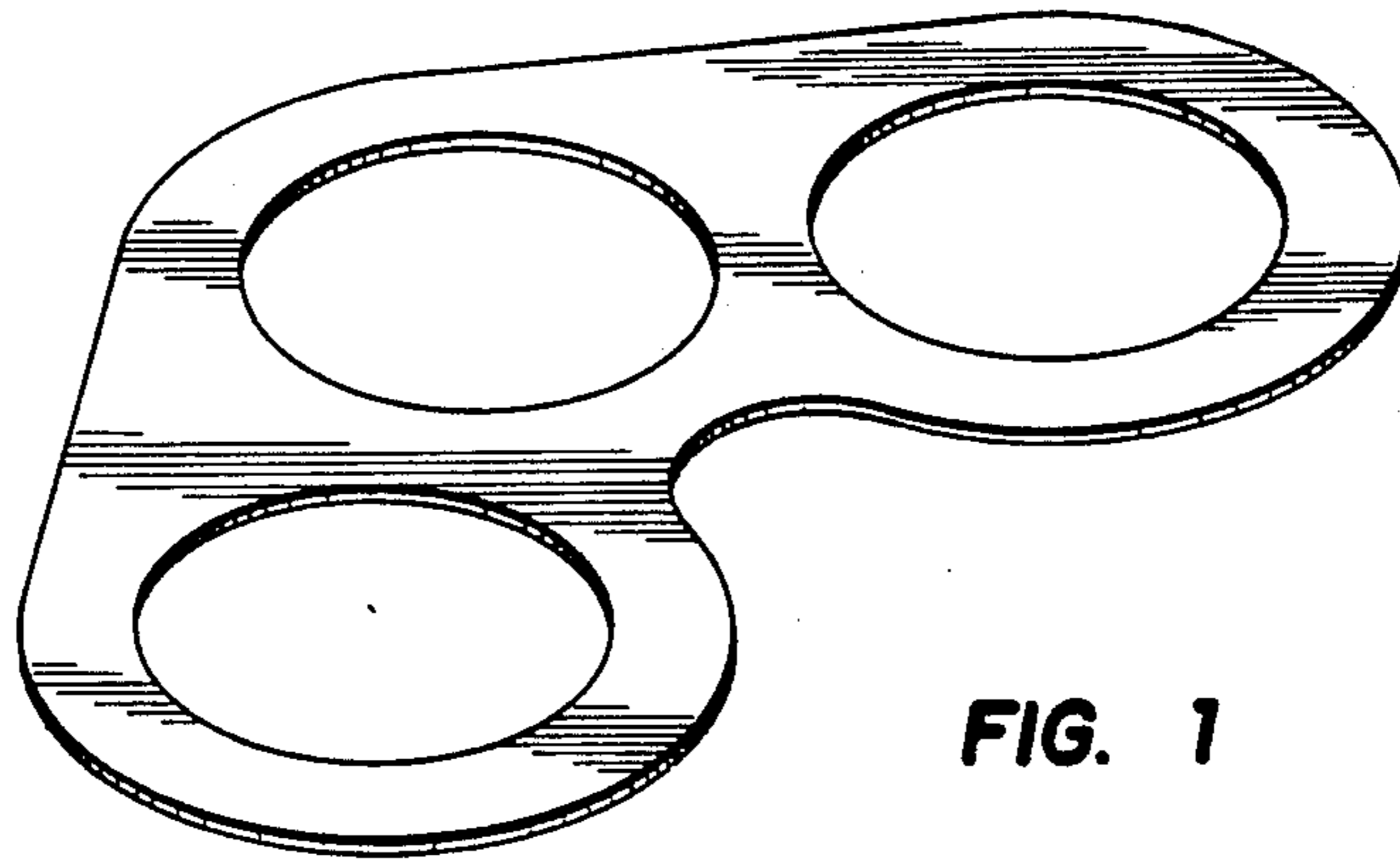
### DESCRIPTION

FIG. 1 is a perspective view of a drapery bow ring showing my new design;  
FIG. 2 is a front elevational view thereof;  
FIG. 3 is a side elevational view thereof, it being understood that the opposite elevational view is a mirror image of FIG. 3;  
FIG. 4 is back elevational view thereof; and,  
FIG. 5 is a top plan view thereof, it being understood that the bottom plan view is a mirror image of FIG. 5.

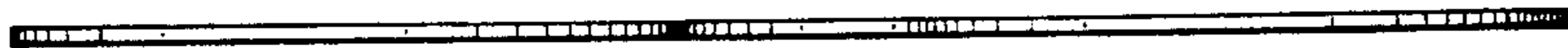
### [56] References Cited U.S. PATENT DOCUMENTS

D. 5,608	3/1872	Averell	.....	D8/371
D. 118,822	2/1940	Kaufman	.....	D8/371
D. 136,228	8/1943	Gemmill	.....	D8/371
D. 208,471	9/1967	Kenney	.....	D8/367
D. 250,877	1/1979	Miavitz	.....	D8/371 X
D. 252,610	8/1979	Miavitz	.....	D8/371 X
D. 259,699	6/1981	Hughes	.....	D8/367
3,114,412	12/1963	Lishman	.....	D8/369 X

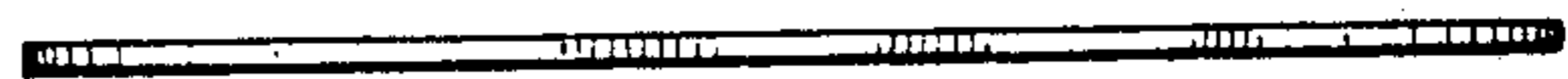





**FIG. 1**



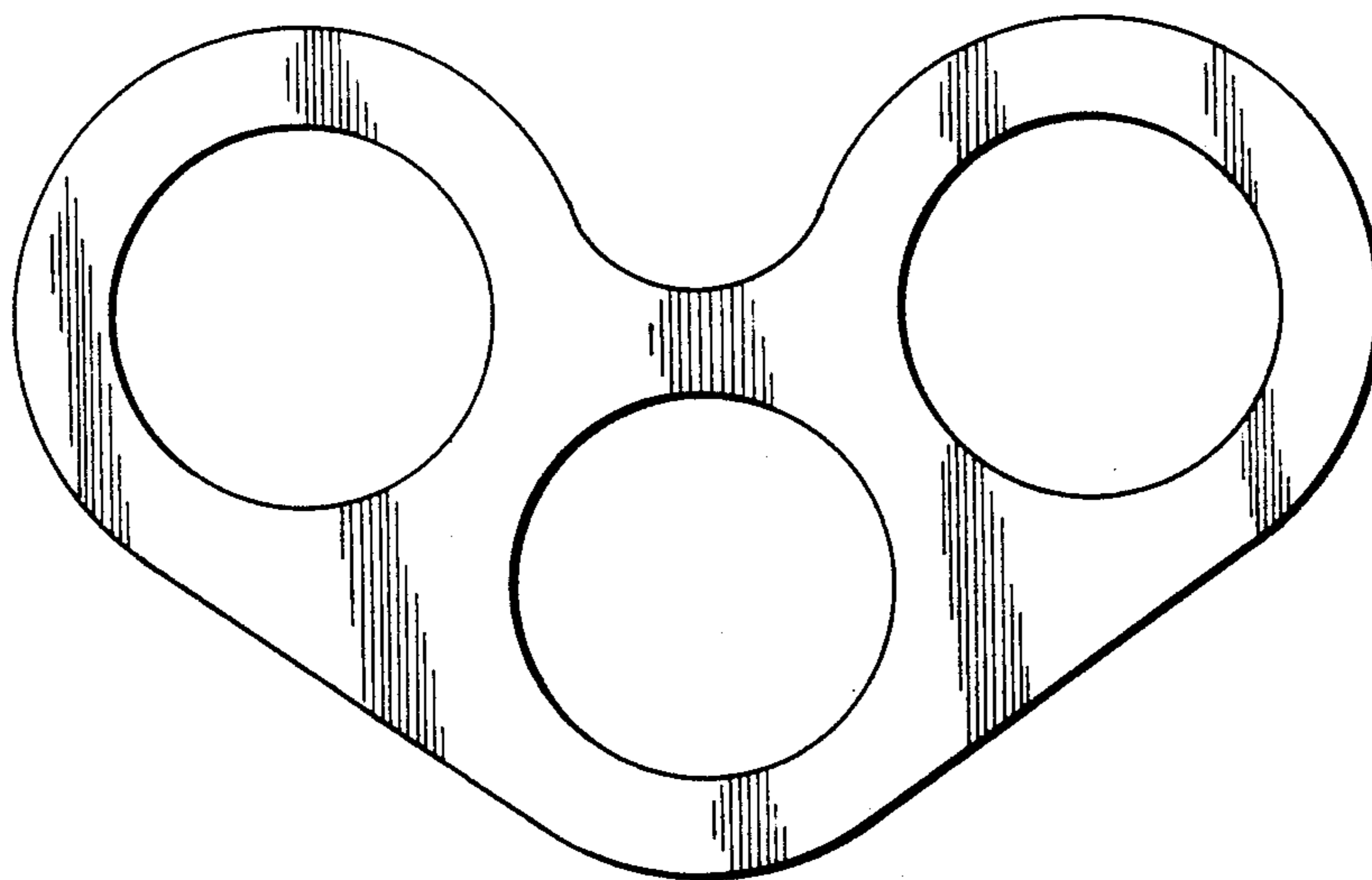
**FIG. 2**



**FIG. 3**



**FIG. 4**



**FIG. 5**