



US00D334657S

**United States Patent** [19]  
**Smith**

[11] **Patent Number: Des. 334,657**  
[45] **Date of Patent: \*\* Apr. 13, 1993**

[54] **OUTSOLE**

[75] **Inventor: Wilson W. Smith, Beaverton, Oreg.**

[73] **Assignee: Nike, Inc., Beaverton, Oreg.**

[\*\*] **Term: 14 Years**

[21] **Appl. No.: 879,226**

[22] **Filed: May 6, 1992**

[52] **U.S. Cl. .... D2/320**

[58] **Field of Search ..... D2/264, 265, 274, 311,  
D2/317-323; 36/25 R, 28, 29, 32 R, 43, 44, 59  
R, 59 C, 7.6, 83, 84, 89, 101-107, 114; 132, 136**

[56] **References Cited**

**U.S. PATENT DOCUMENTS**

D. 158,361	5/1950	Diller .....	D2/320
D. 251,817	5/1979	Inohara .....	D2/309
D. 266,371	10/1982	Stubblefield .....	D2/320
D. 286,342	10/1986	Stubblefield .	
D. 287,784	1/1987	Tong et al. .	
D. 288,028	2/1987	Chassaing .	
D. 311,810	11/1990	Hatfield .	
D. 315,442	3/1991	Kilgore et al. .	
D. 315,635	3/1991	Hatfield et al. .	
D. 319,535	9/1991	Hatfield .....	D2/320
D. 320,690	10/1991	Lucas .....	D2/320
D. 321,977	12/1991	Kilgore et al. ....	D2/320
D. 329,535	9/1992	Greene .....	D2/320
1,310,358	7/1919	Manderfield .....	36/7.6 X
4,449,307	5/1984	Stubblefield .....	36/32 R
4,624,062	11/1986	Autry .....	36/114

**OTHER PUBLICATIONS**

Nike catalogs—Spring 1989, p. 66; Fall 1989, p. 54; Fall 1990, pp. 60, 56; Fall 1991, p. 60.

Nike Catalogs Spring 1991, pp. 56, 54, Spring 1990, p. 44.

Spring 1992 Nike Catalog p. 40.

*Primary Examiner*—Louis S. Zarfes

*Attorney, Agent, or Firm*—Banner, Birch, McKie & Beckett

[57] **CLAIM**

The ornamental design for an outsole, as shown and described.

**DESCRIPTION**

FIG. 1 is a bottom plan view of an outsole showing my new design;

FIG. 2 is a side elevational view of one side of the outsole shown in FIG. 1;

FIG. 3 is a side elevational view of the other side of the outsole shown in FIG. 1;

FIG. 4 is a cross section taken along line 4—4 of FIG. 1;

FIG. 5 is a cross section taken along line 5—5 of FIG. 1;

FIG. 6 is a cross section taken along line 6—6 of FIG. 1; and,

FIG. 7 is a cross section taken along line 7—7 of FIG. 1.

The broken line showing of a sole periphery and a shoe upper in FIGS. 2 and 3 are for illustrative purposes and form no part of the claimed design.

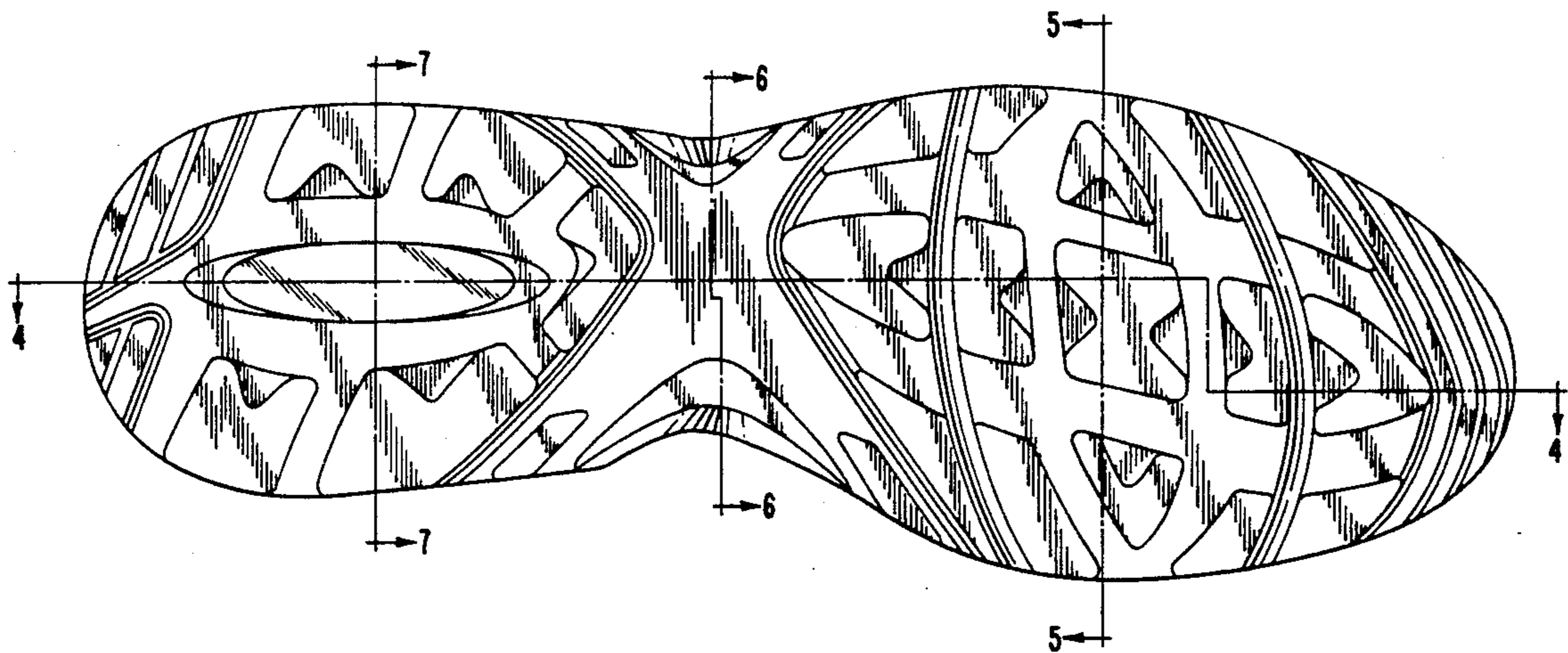
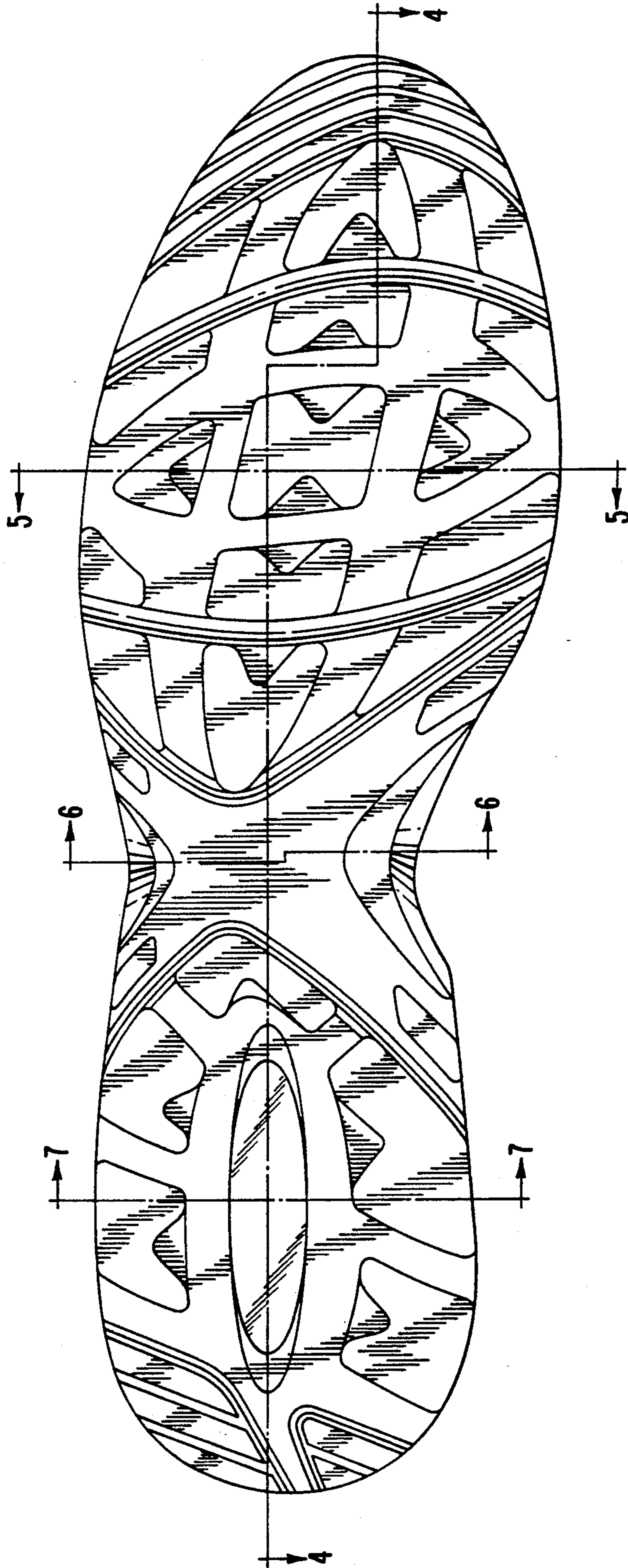
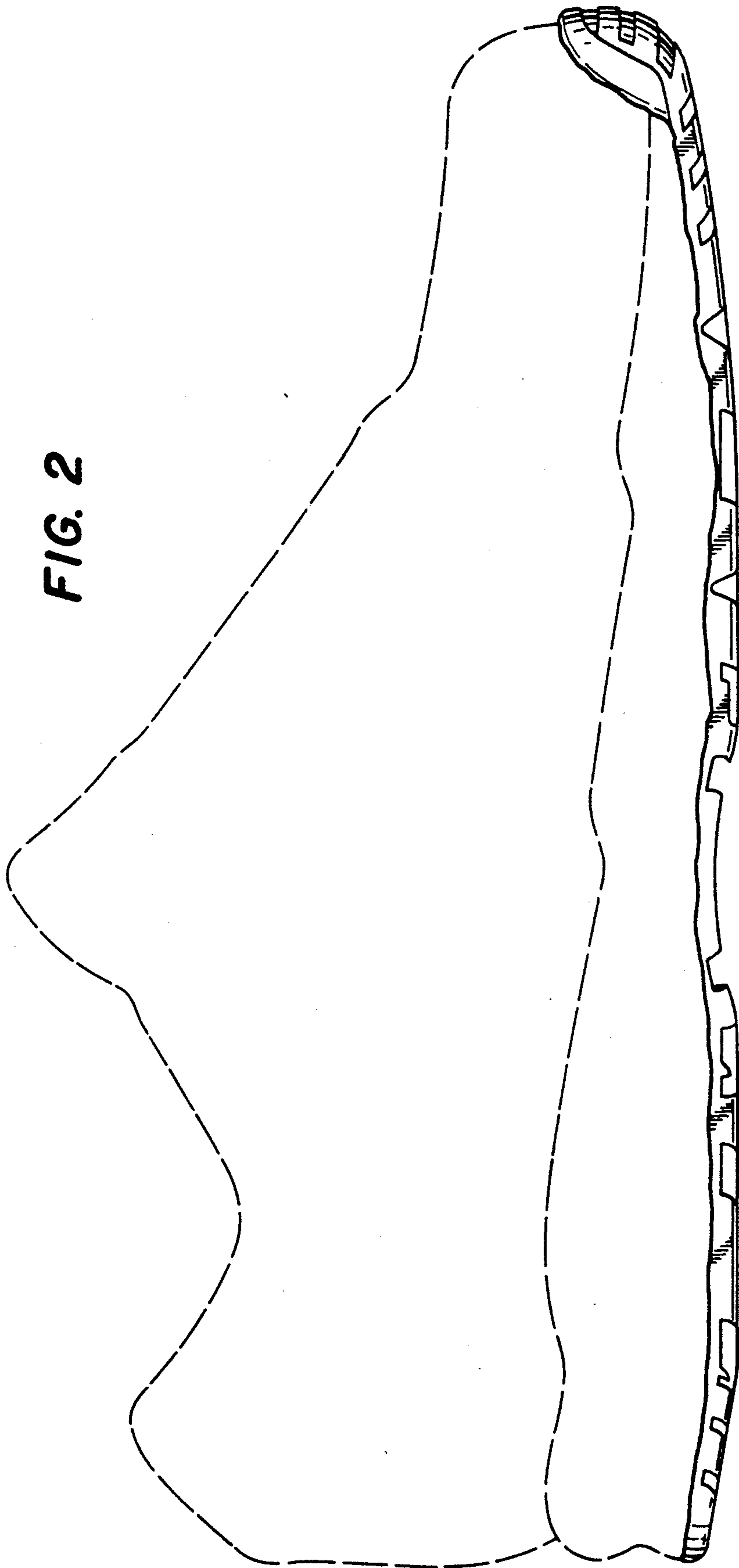
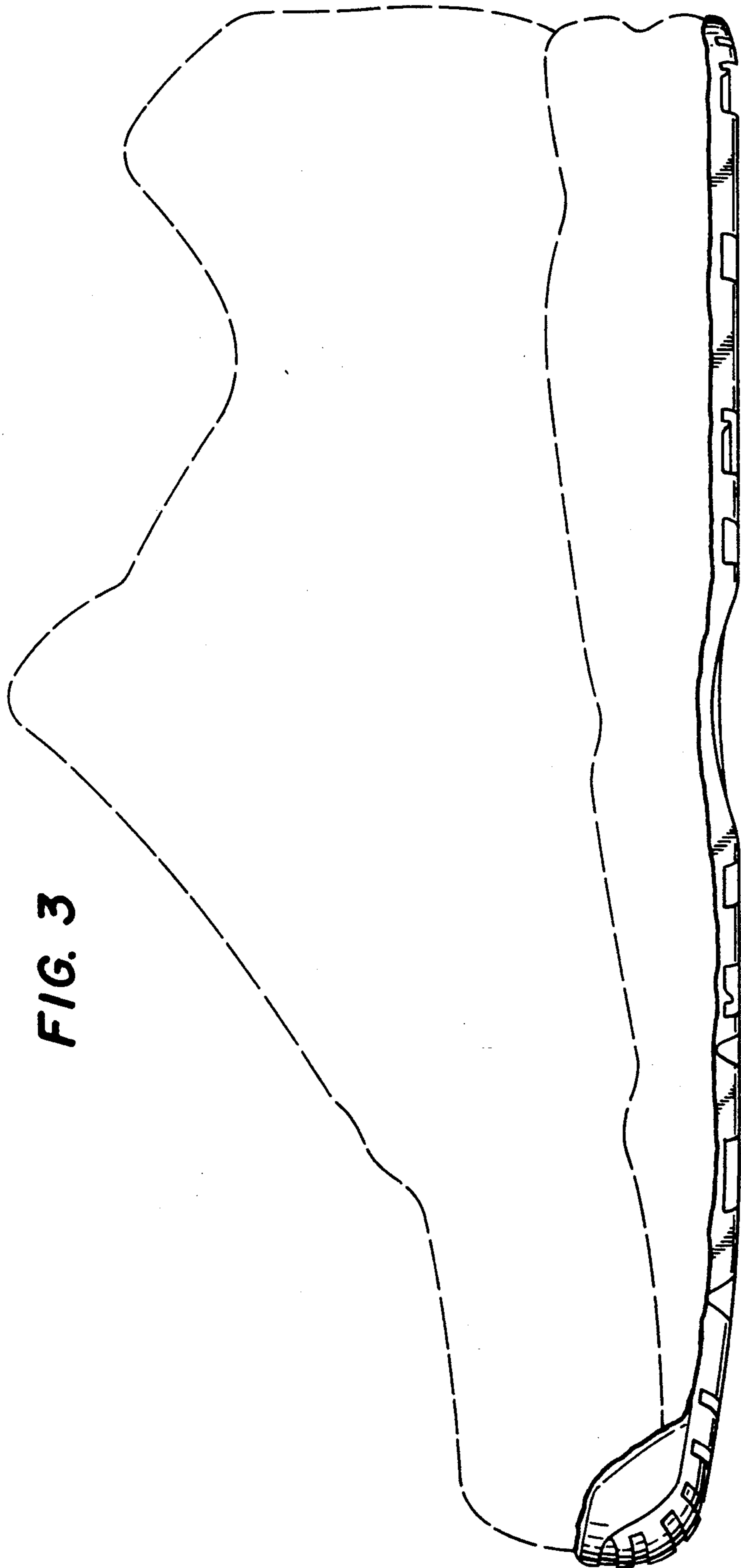


FIG. 1



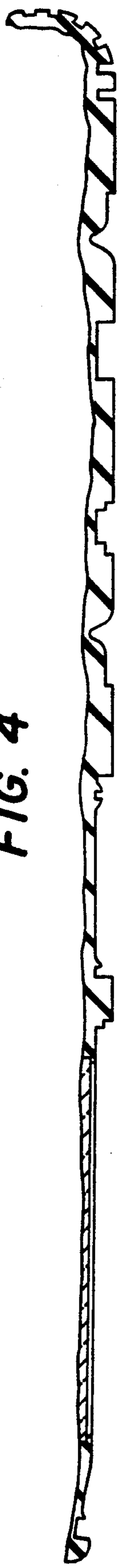
**FIG. 2**





**FIG. 3**

**FIG. 4**



**FIG. 5**



**FIG. 6**



**FIG. 7**

