



US00D334652S

United States Patent [19]

[11] Patent Number: **Des. 334,652**

Hatfield

[45] Date of Patent: **** Apr. 13, 1993**

- [54] **SHOE MIDSOLE**
- [75] Inventor: **Tinker L. Hatfield**, Portland, Oreg.
- [73] Assignees: **Nike Inc.; Nike International Ltd.**, both of Beaverton, Oreg.
- [**] Term: **14 Years**
- [21] Appl. No.: **764,479**
- [22] Filed: **Sep. 24, 1991**
- [52] U.S. Cl. **D2/318; D2/314**
- [58] Field of Search **D2/264, 265, 314, 317-321; 36/25 R, 32 R, 43-45, 83, 84, 89, 101-107, 114, 132, 136**

- D. 321,973 12/1991 Hatfield D2/320
- D. 323,418 1/1992 Hatfield D2/314
- D. 323,423 1/1992 Rogers D2/320

Primary Examiner—Louis S. Zarfes

[57] CLAIM

The ornamental design for a shoe midsole, as shown and described.

DESCRIPTION

FIG. 1 is a side elevational view of a shoe midsole showing my new design;
 FIG. 2 is a side elevational view of the other side of the shoe midsole shown in FIG. 1;
 FIG. 3 is a front elevational view of the shoe midsole shown in FIG. 1;
 FIG. 4 is a rear elevational view of the shoe midsole shown in FIG. 1;
 FIG. 5 is a cross-sectional view along the line 5—5 in FIG. 2; and,
 FIG. 6 is a top plan view of the shoe midsole shown in FIG. 1.
 The broken line showing of a shoe upper and outside are for illustrative purposes and form no part of the claimed design.

- [56] **References Cited**
- U.S. PATENT DOCUMENTS**
- D. 294,769 3/1988 Liggett et al. D2/320
- D. 296,152 6/1988 Selbiger D2/320
- D. 312,918 12/1990 Aveni D2/314
- D. 316,324 4/1991 Rogers D2/320
- D. 317,828 7/1991 Rogers D2/320
- D. 319,331 8/1991 Hatfield D2/320
- D. 319,337 8/1991 Hatfield D2/320
- D. 321,776 11/1991 Hatfield D2/314

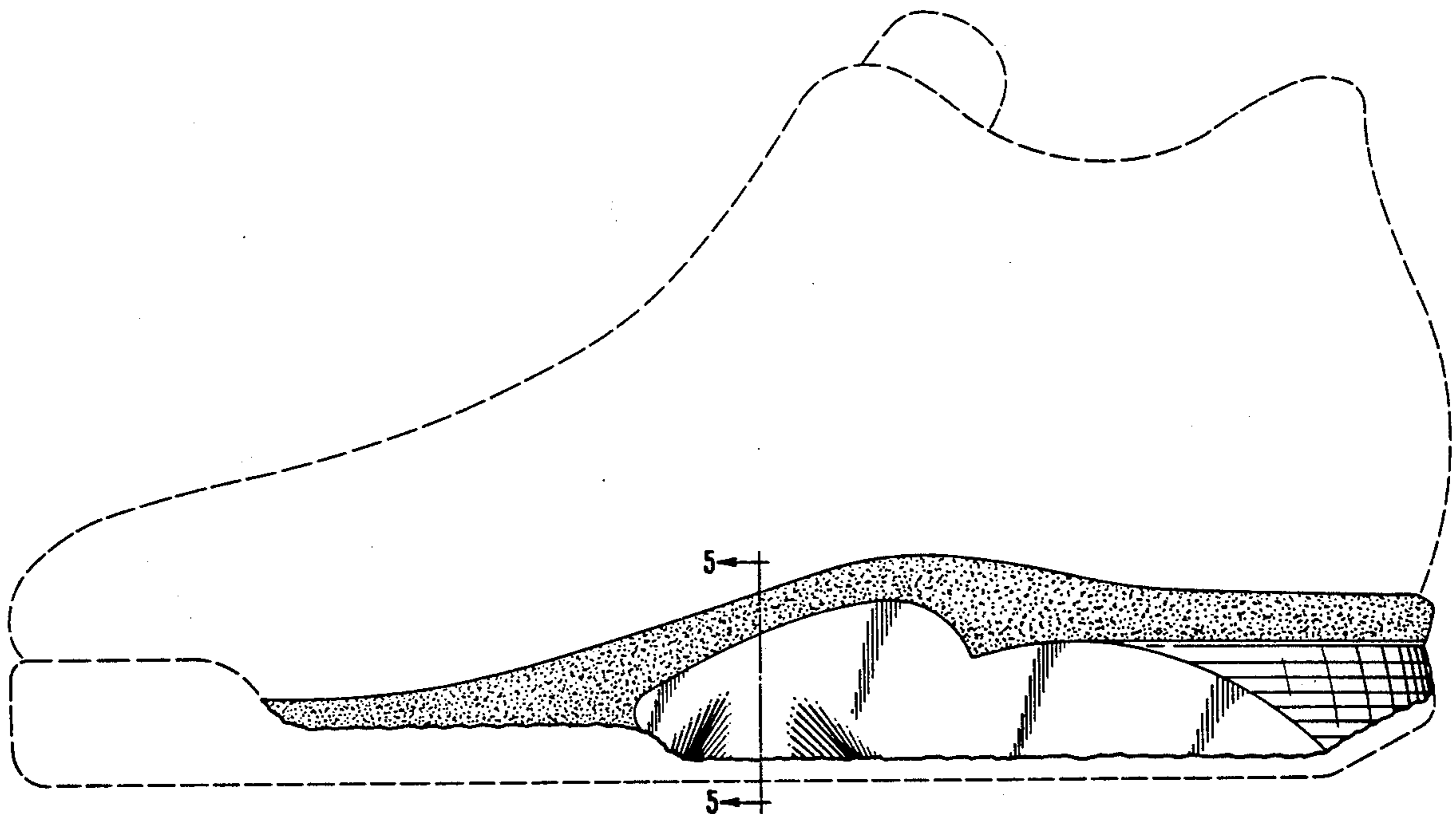
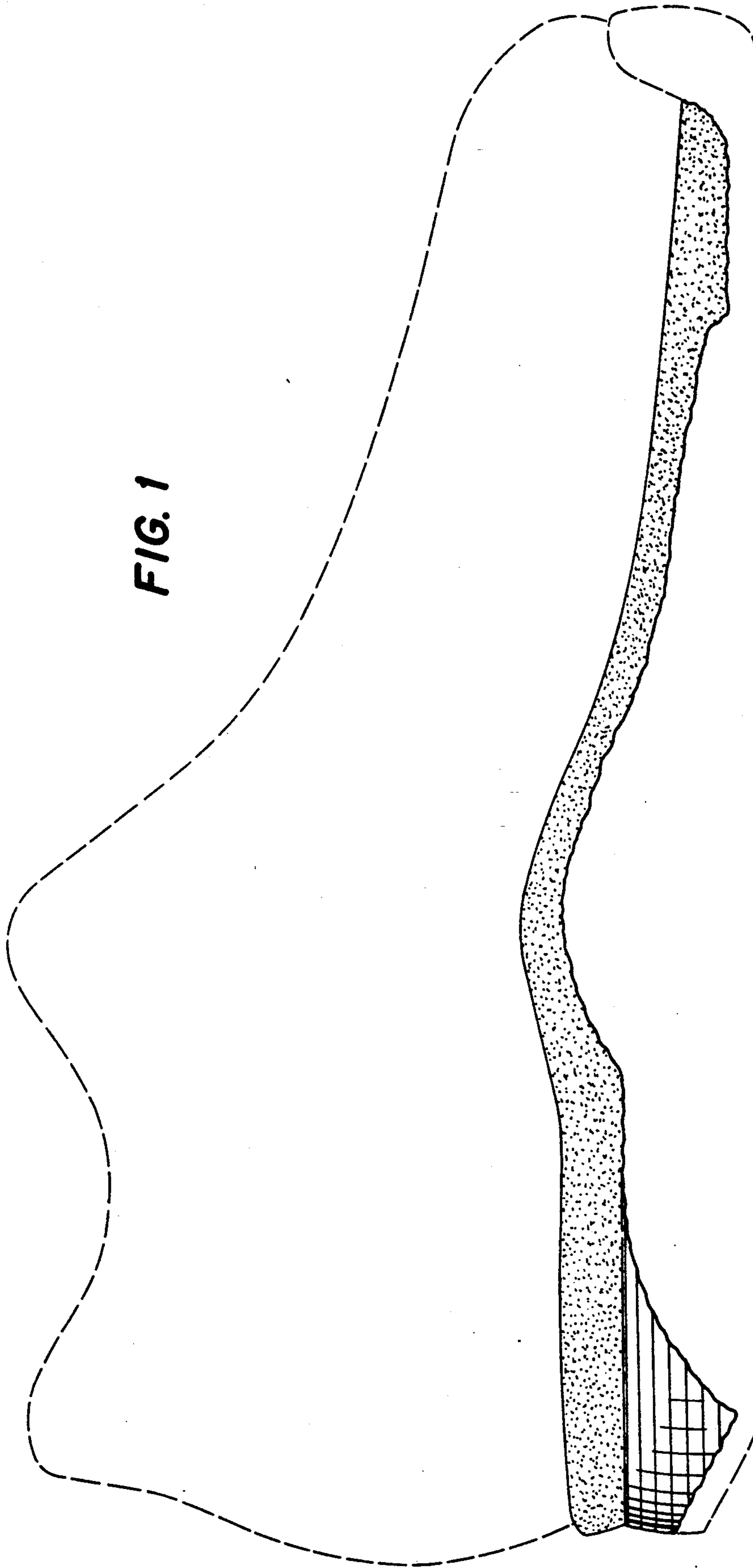


FIG. 1



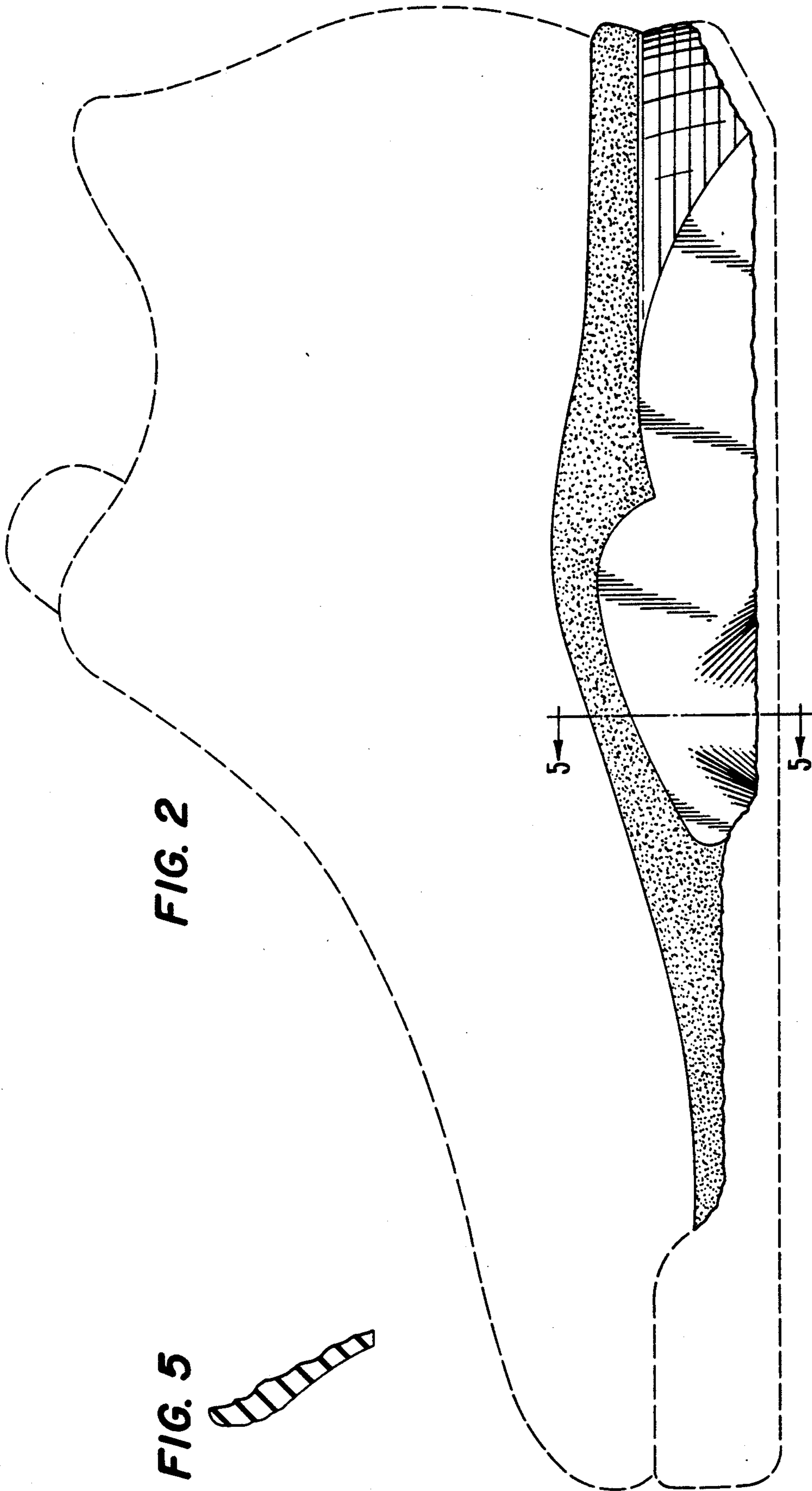


FIG. 2

FIG. 5

FIG. 4

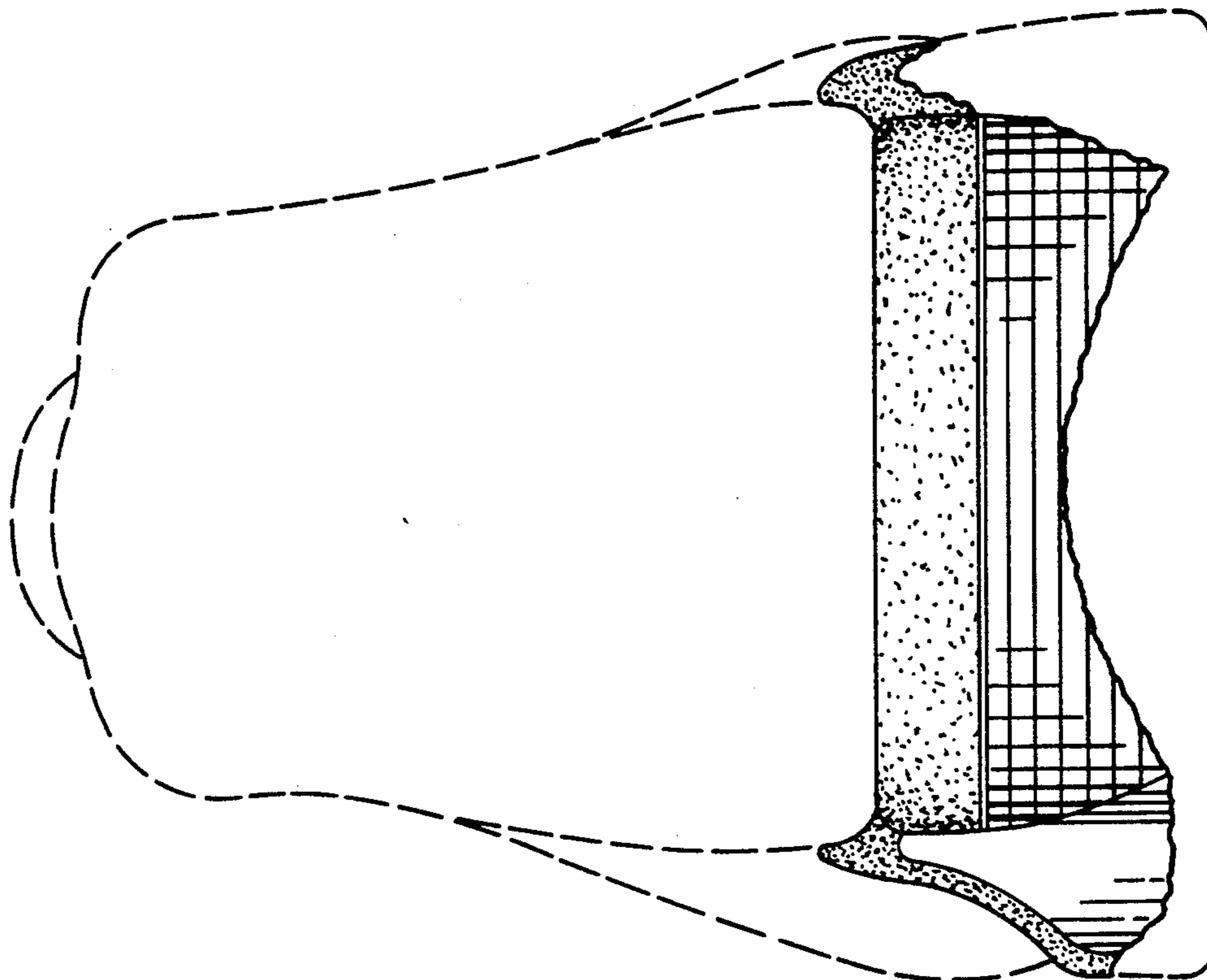


FIG. 3

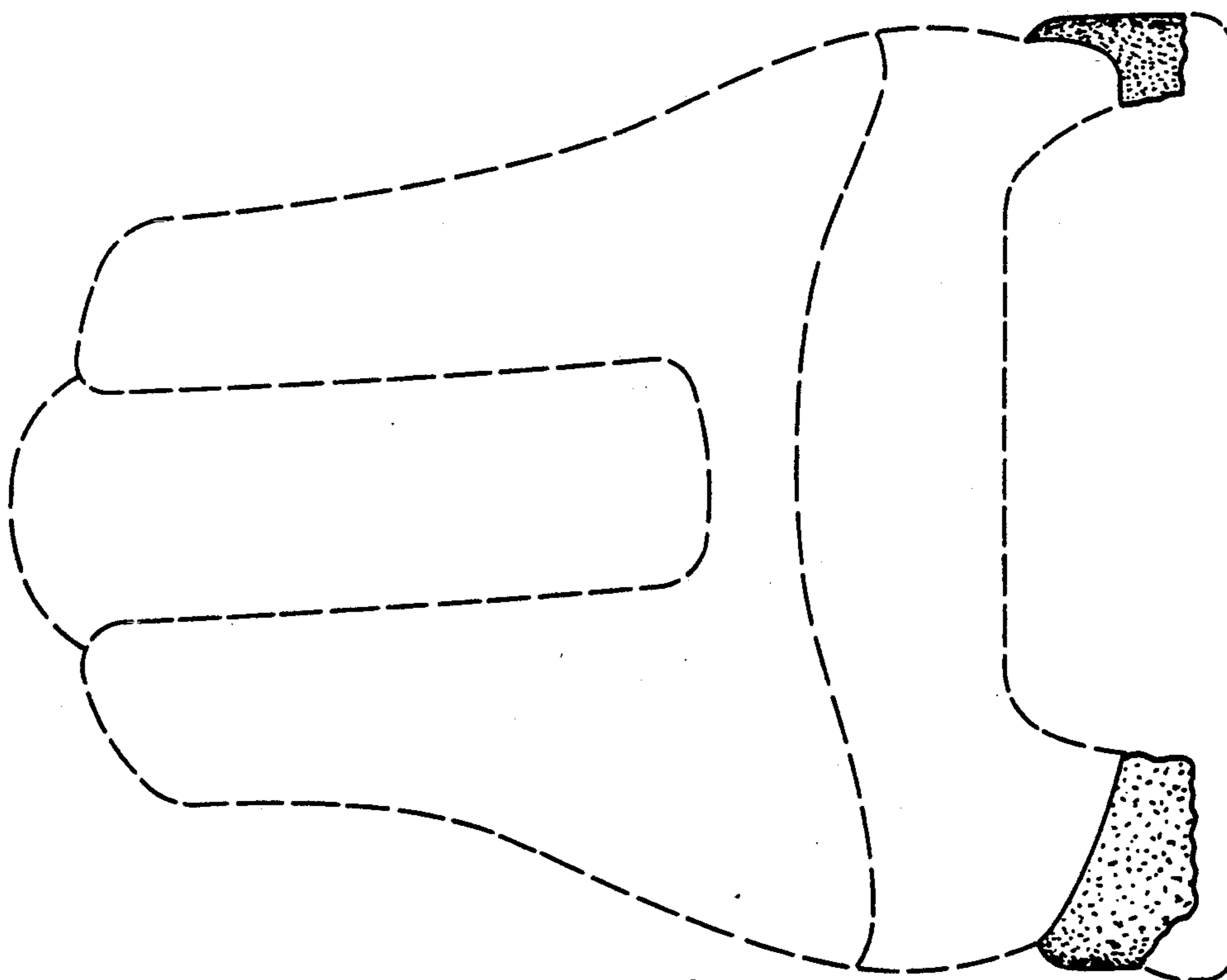


FIG. 6

