



US00D334632S

United States Patent [19]

[11] Patent Number: **Des. 334,632**

Odabach

[45] Date of Patent: **** Apr. 6, 1993**

[54] **CUTICLE PUSHER**

[76] Inventor: **Antoine Odabach**, 2580 Santa Ynez,
Los Olivos, Calif. 93441

[**] Term: **14 Years**

[21] Appl. No.: **592,885**

[22] Filed: **Oct. 4, 1990**

[52] U.S. Cl. **D28/57**

[58] Field of Search **D28/56-59,**
D28/61; D8/14, 19; D24/133, 146, 147, 149;
132/73, 73.5; 30/26, 164.9

[56] **References Cited**

U.S. PATENT DOCUMENTS

D. 49,316	7/1916	Samuels	D24/149
D. 186,108	9/1959	Takae	D8/98
D. 249,167	8/1978	Hoyda et al.	D28/59 X
D. 273,143	3/1984	Jankewitz	D19/51 X
D. 284,045	6/1986	Thomas et al.	D28/59 X
D. 304,628	11/1989	Alvarado	D28/57
D. 308,735	6/1990	Cane et al.	D28/57
4,930,529	6/1990	Whitney	132/73

Primary Examiner—Bernard Ansher

Assistant Examiner—C. Tuttle

Attorney, Agent, or Firm—Christie, Parker & Hale

[57] **CLAIM**

The ornamental design for a cuticle pusher, as shown and described.

DESCRIPTION

FIG. 1 is a perspective view of a cuticle pusher showing my new design;

FIG. 2 is a side elevational view thereof;

FIG. 3 is a top plan view thereof;

FIG. 4 is an elevational view of the side opposite that shown in FIG. 2;

FIG. 5 is a bottom plan view thereof;

FIG. 6 is a right end elevational view thereof;

FIG. 7 is a left end elevational view thereof;

FIG. 8 is a perspective view of a second modified embodiment;

FIG. 9 is a side elevational view thereof;

FIG. 10 is a top plan view thereof;

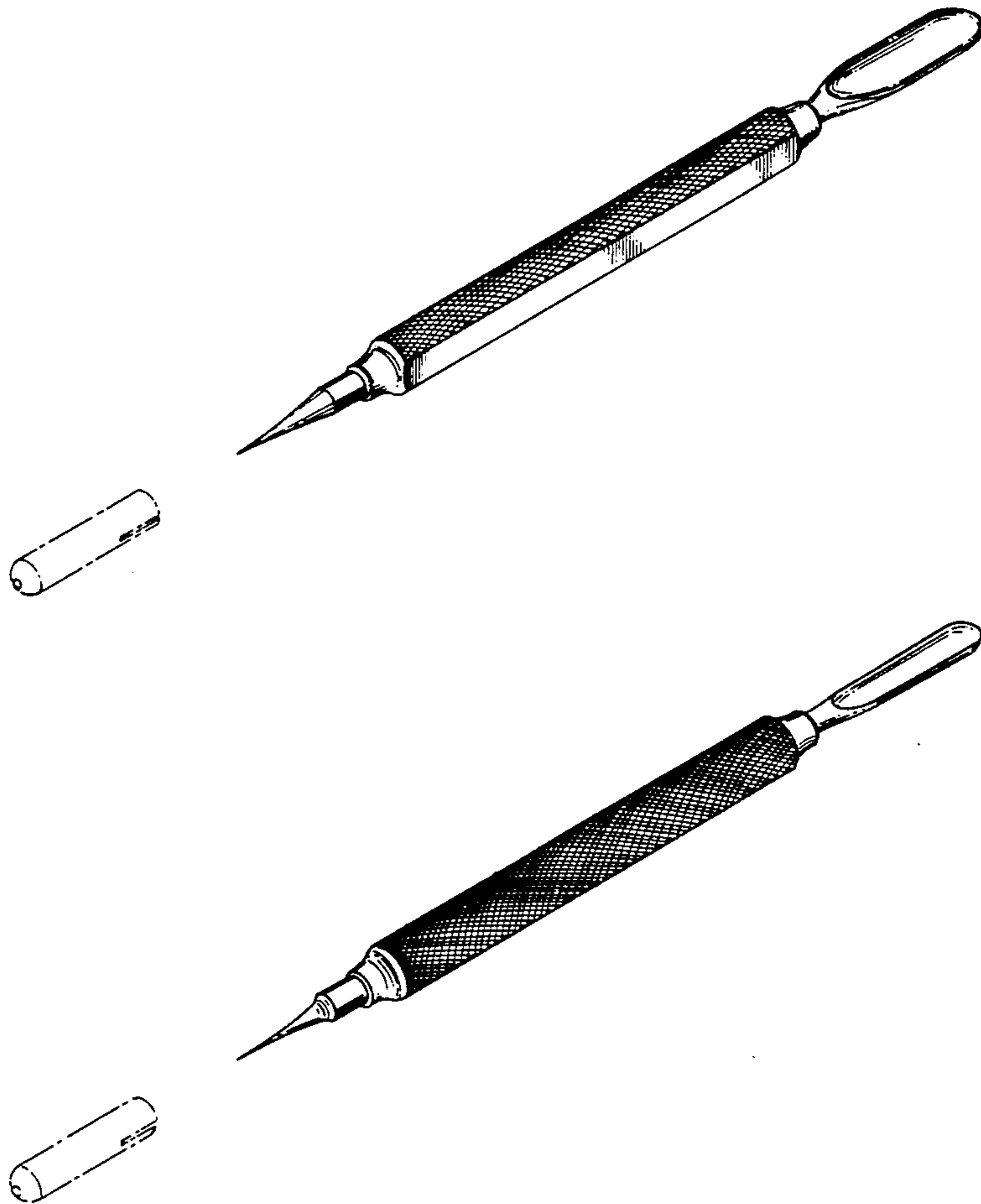
FIG. 11 is an elevational view of the side opposite that shown in FIG. 8;

FIG. 12 is a bottom plan view thereof;

FIG. 13 is a right end elevational view thereof; and,

FIG. 14 is a left end elevational view thereof.

The broken line showing the safety overcap in FIGS. 1 and 8 is for illustrative purposes only and forms no part of the claimed design.



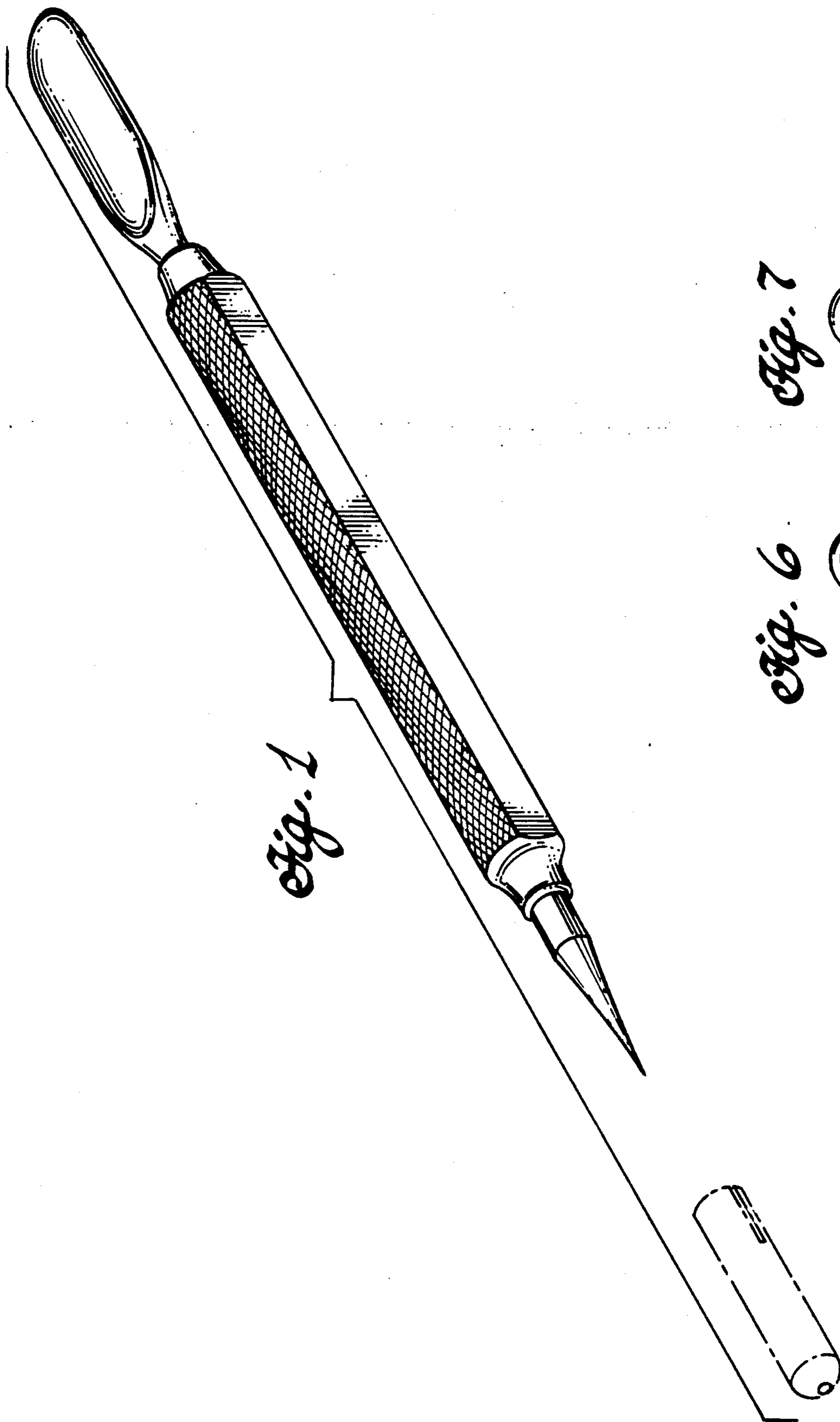


Fig. 1



Fig. 7



Fig. 6

Fig. 2




Fig. 3




Fig. 4




Fig. 5



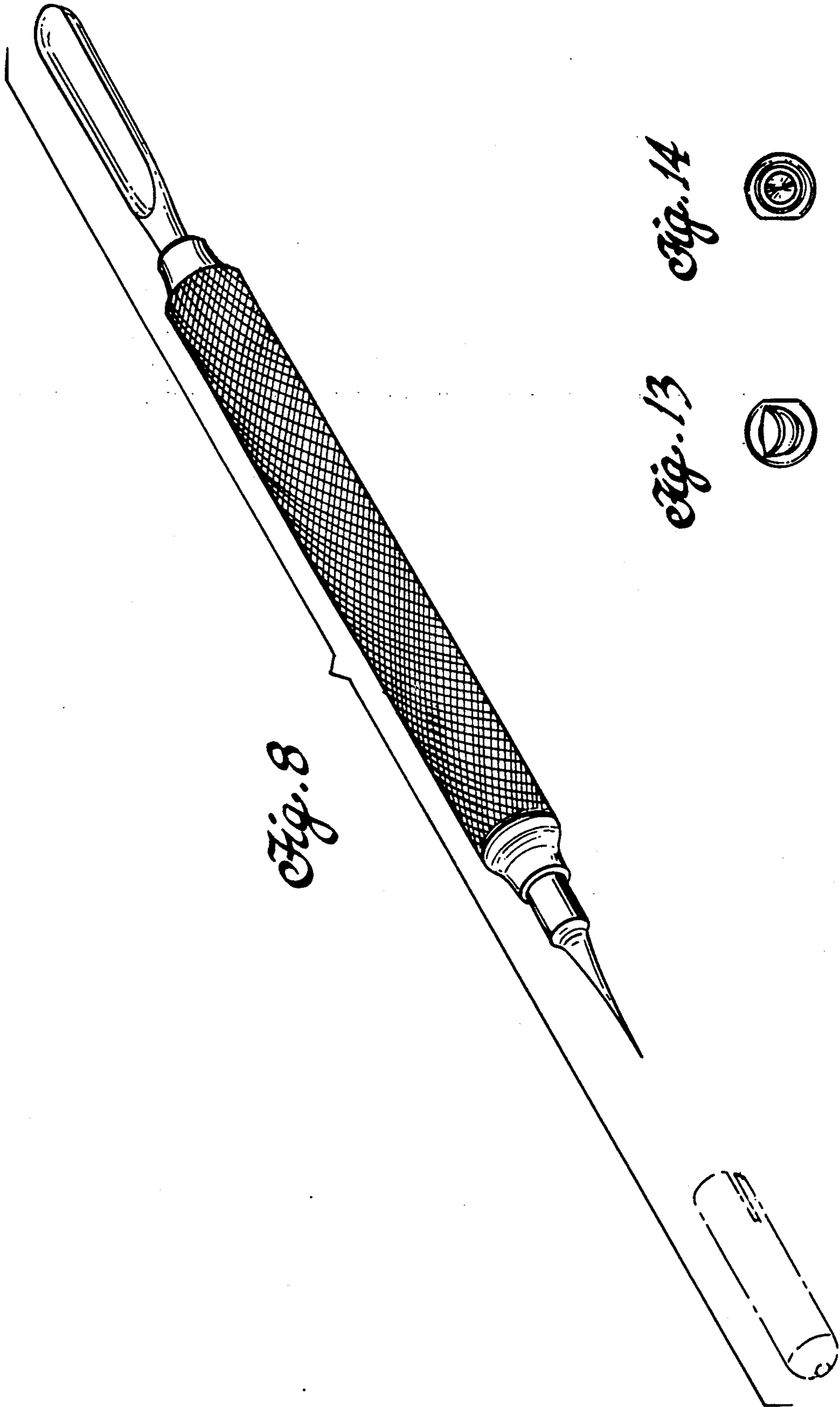


Fig. 9




Fig. 10




Fig. 11



Fig. 12

