



US00D334617S

United States Patent [19]

[11] Patent Number: **Des. 334,617**

Roman

[45] Date of Patent: **** Apr. 6, 1993**

[54] **QUICK-CONNECT COUPLING**

[75] Inventor: **Gianfranco Roman, Pasiano, Italy**

[73] Assignee: **Claber S.p.A., Italy**

[*] Notice: The portion of the term of this patent subsequent to Jan. 3, 2003 has been disclaimed.

[**] Term: **14 Years**

[21] Appl. No.: **264,505**

[22] Filed: **Oct. 31, 1988**

[30] **Foreign Application Priority Data**

May 3, 1988 [IT] Italy 21169 B/88

[52] U.S. Cl. **D23/262**

[58] Field of Search, **D23/261-269;**
285/315, 316

[56] **References Cited**

U.S. PATENT DOCUMENTS

- D. 167,662 9/1952 Uleigh D23/262
- D. 195,540 6/1963 Knight D23/262
- D. 267,506 1/1983 Evans D23/262

- D. 283,342 4/1986 Tinnbrat et al. D23/262
- D. 299,267 1/1989 Roman D23/262
- 1,901,973 1/1932 Macey 285/315
- 3,847,393 11/1974 Bunnelmeier 285/315
- 3,985,283 11/1966 Calvin 285/315
- 4,216,982 8/1980 Chow 285/315
- 4,422,704 12/1983 Williams 285/315
- 4,429,906 2/1984 Spadotto et al. 285/315

Primary Examiner—James R. Largen
Attorney, Agent, or Firm—Eckert Seamans Cherin & Mellott

[57] **CLAIM**

The ornamental design for a black colored hose fitting with chromium-plated band, as shown and described.

DESCRIPTION

FIG. 1 is a side elevation view of a black colored fitting with chromium-plated band, in accordance with my new design;

FIG. 2 is an elevation view thereof, from the right in FIG. 1;

FIG. 3 is a side elevation view from the left in FIG. 1;

FIG. 4 is a rear elevation view;

FIG. 5 is a top plan view thereof; and,

FIG. 6 is a bottom plan view thereof.




Fig. 1




Fig. 2




Fig. 4




Fig. 3




Fig. 5



Fig. 6

