



US00D334616S

# United States Patent [19]

[11] Patent Number: **Des. 334,616**

Nimmo

[45] Date of Patent: **\*\* Apr. 6, 1993**

[54] **AIR INTAKE CONTROL VALVE MEMBER FOR SWIMMING POOLS AND SPAS**

[75] Inventor: **Craig A. Nimmo**, Queensland, Australia

[73] Assignee: **Opaltech Pty. Ltd.**, Molendinar, Australia

[\*\*] Term: **14 Years**

[21] Appl. No.: **469,833**

[22] Filed: **Jan. 24, 1990**

[30] **Foreign Application Priority Data**

Jul. 24, 1989 [AU] Australia ..... 2375/89

[52] U.S. Cl. .... **D23/249; D23/261**

[58] Field of Search ..... **D23/233-237, D23/244-249, 213, 260, 201; 4/541.1-541.6**

[56] **References Cited**

**U.S. PATENT DOCUMENTS**

D. 223,094	3/1972	Coleman et al. ....	D23/235
D. 232,360	8/1974	Watts .....	D23/235
D. 254,928	5/1980	Mathis .....	D23/261
D. 261,419	10/1981	Moreland .....	D23/261
D. 266,019	8/1982	Crossman .....	D23/235
D. 278,551	4/1985	Crossman .....	D23/235
D. 284,604	7/1986	Mathis .....	D23/262
D. 286,319	10/1986	Mathis .....	D23/261

D. 296,232	6/1988	Crossman .....	D23/235
D. 299,950	2/1989	Canaan et al. ....	D23/233
3,340,870	9/1967	Steltz et al. ....	4/541.6 X
3,396,722	8/1968	Lindberg, Jr. ....	4/541.6 X
3,452,370	7/1969	Jacuzzi .....	4/541.6 X
4,416,030	11/1983	Reynoso .....	4/541.6
4,577,353	3/1986	Viegner .....	4/541.1
4,581,781	4/1986	Ebert .....	4/541.3
4,637,080	1/1987	Hutchinson .....	4/541.4
4,676,894	6/1987	Diamond .....	4/541.3 X
4,785,484	11/1988	Sargent .....	4/541.4
4,823,413	4/1989	Chalberg et al. ....	4/541.4
4,901,379	2/1990	Chalberg et al. ....	4/541.5

*Primary Examiner*—James R. Largen

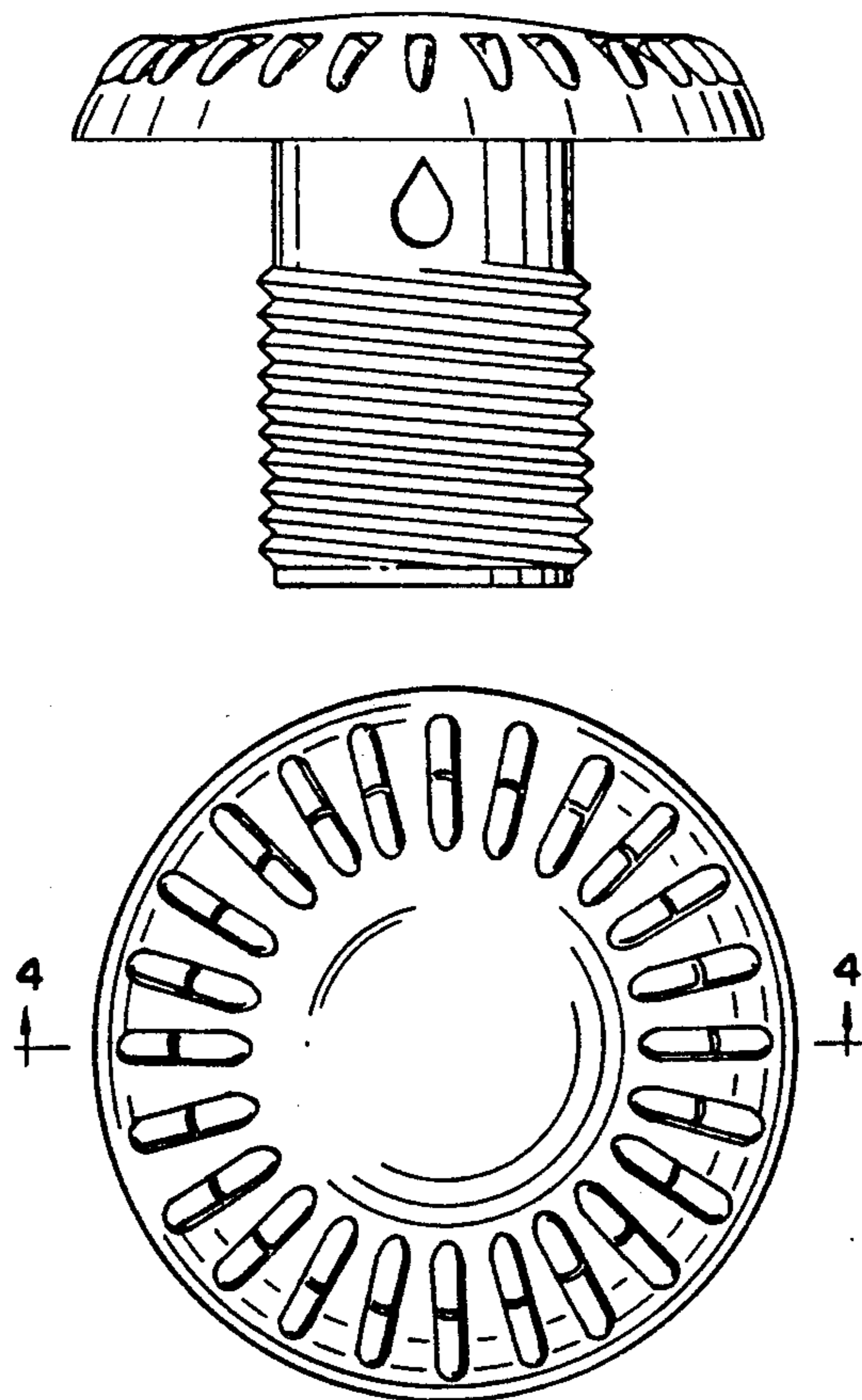
*Attorney, Agent, or Firm*—Kimmel, Crowell & Weaver

[57] **CLAIM**

The ornamental design for air intake control valve member for swimming pools and spas, as shown and described.

**DESCRIPTION**

FIG. 1 is a side elevational view of an air intake control valve member for swimming pools and spas showing my new design;  
FIG. 2 is top plan view thereof;  
FIG. 3 is a bottom plan view thereof; and  
FIG. 4 is a cross sectional view thereof taken on line 4-4 of FIG. 2.



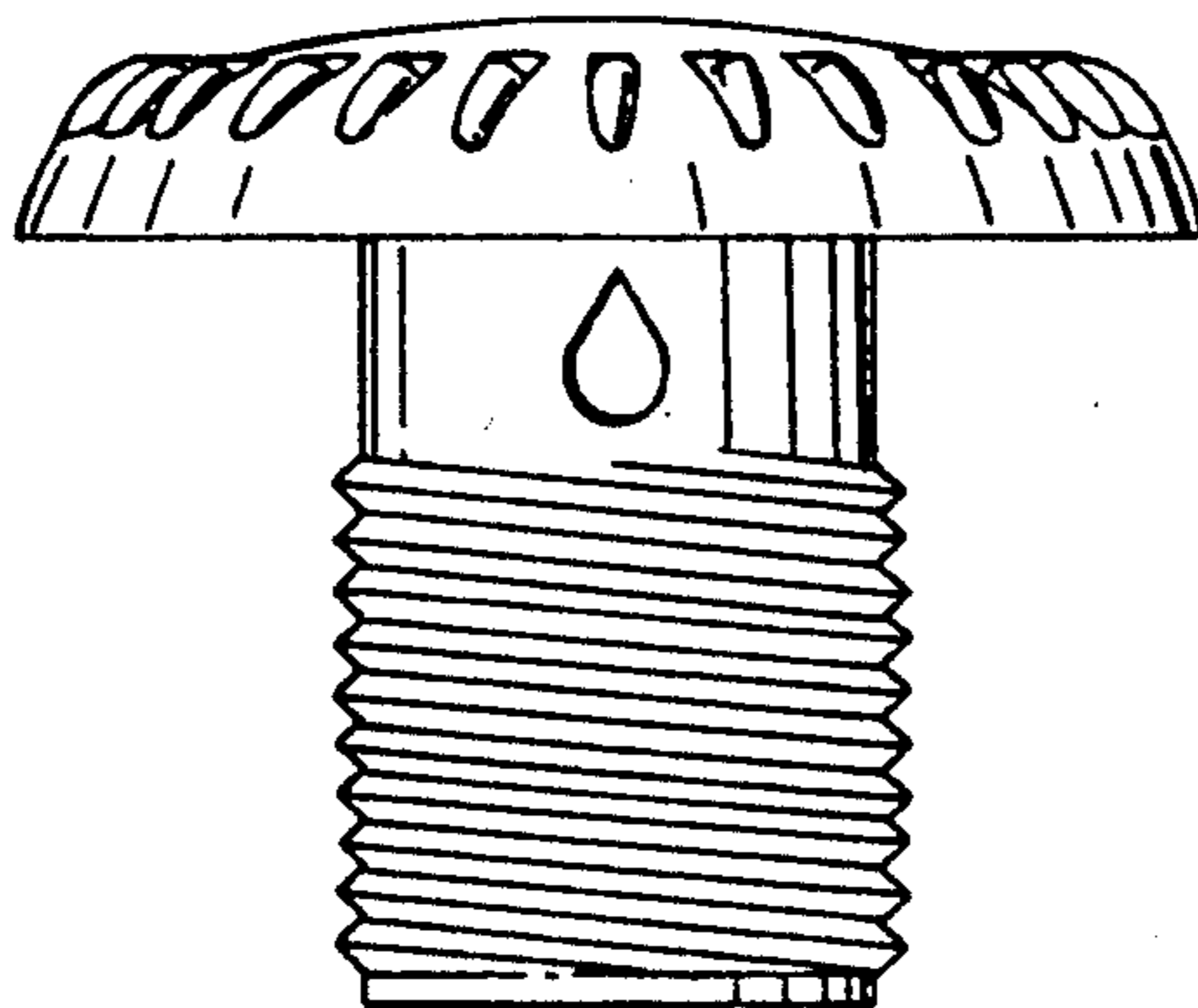


FIG. 1.



FIG. 2.

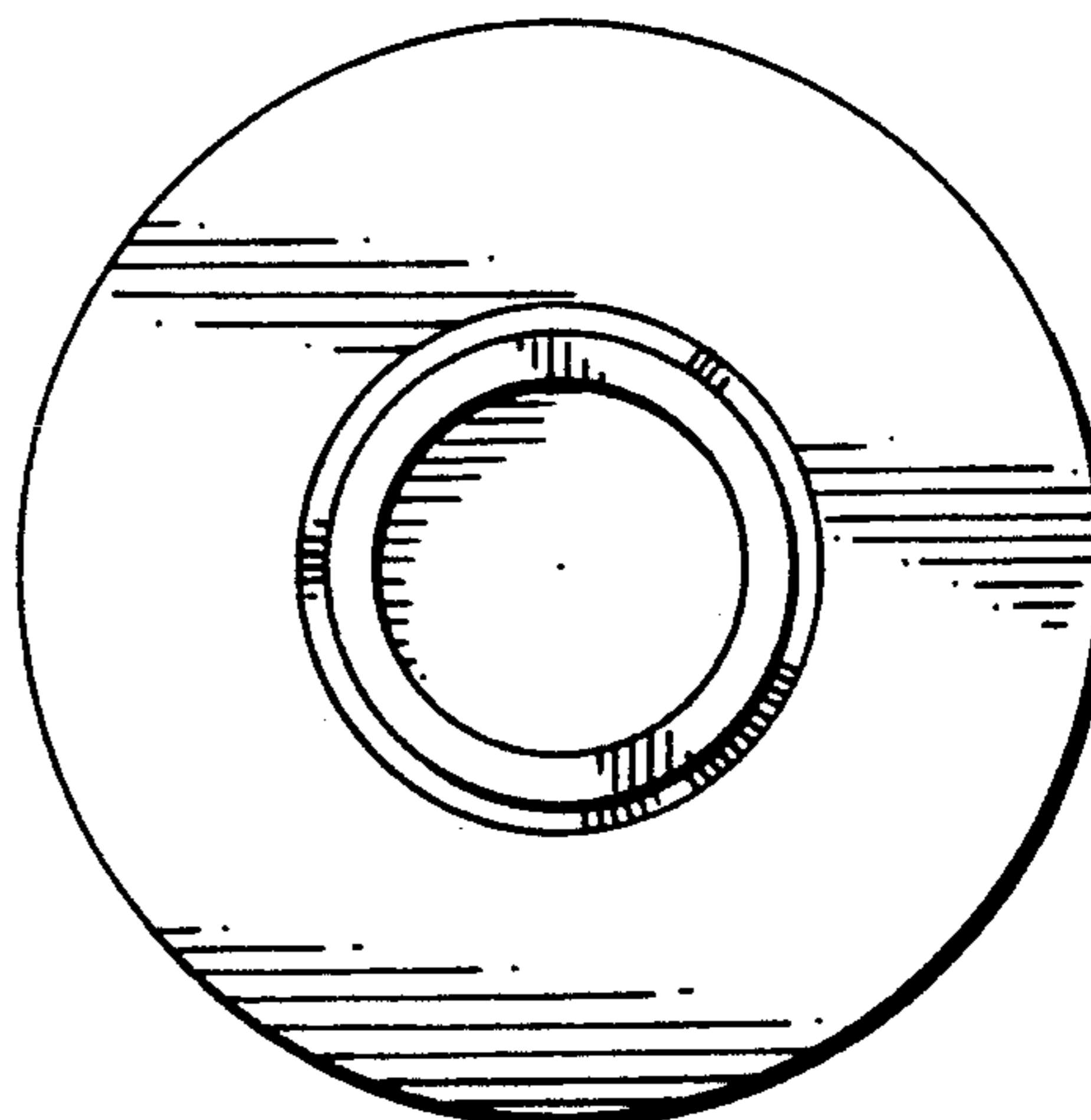


FIG. 3 .

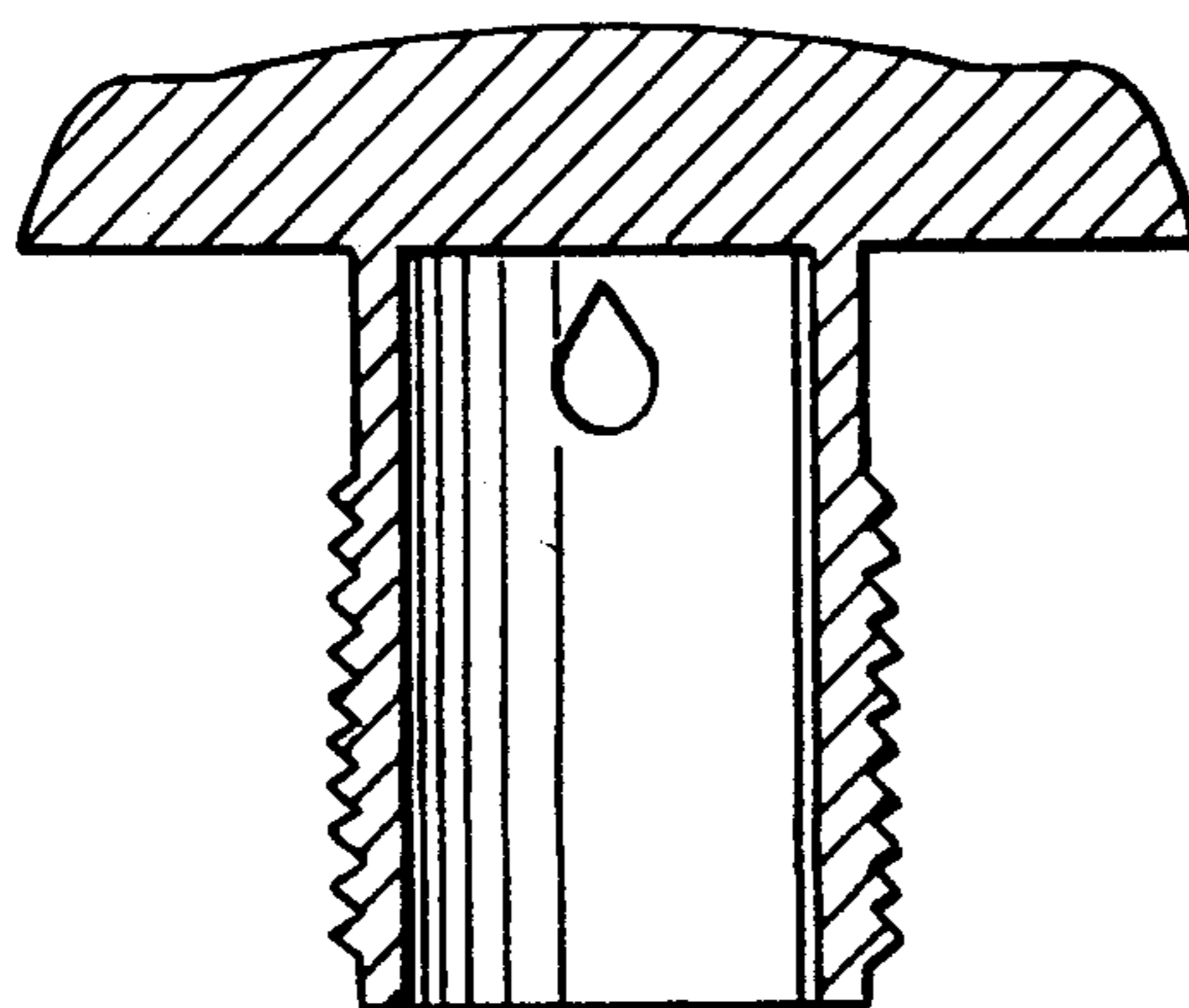


FIG. 4.