



US00D334612S

United States Patent [19]

[11] Patent Number: **Des. 334,612**

Snyder

[45] Date of Patent: **** Apr. 6, 1993**

[54] FLOATING FISHING LURE

- [75] Inventor: Gary Snyder, Dodge Center, Minn.
- [73] Assignee: UMM Holdings, Inc., Dodge Center, Minn.
- [**] Term: 14 Years
- [21] Appl. No.: 557,492
- [22] Filed: Jul. 24, 1990
- [52] U.S. Cl. D22/126; D22/132
- [58] Field of Search D22/126, 128, 129, 132, D22/144, 130; 43/42.11, 42.13, 42.25, 42.37

OTHER PUBLICATIONS

Fred Arbogast 1984 Catalog, p. 22, Chippy Lure.

Primary Examiner—A. Hugo Word
Assistant Examiner—Doris V. Coles
Attorney, Agent, or Firm—D. L. Tschida

[56] References Cited

U.S. PATENT DOCUMENTS

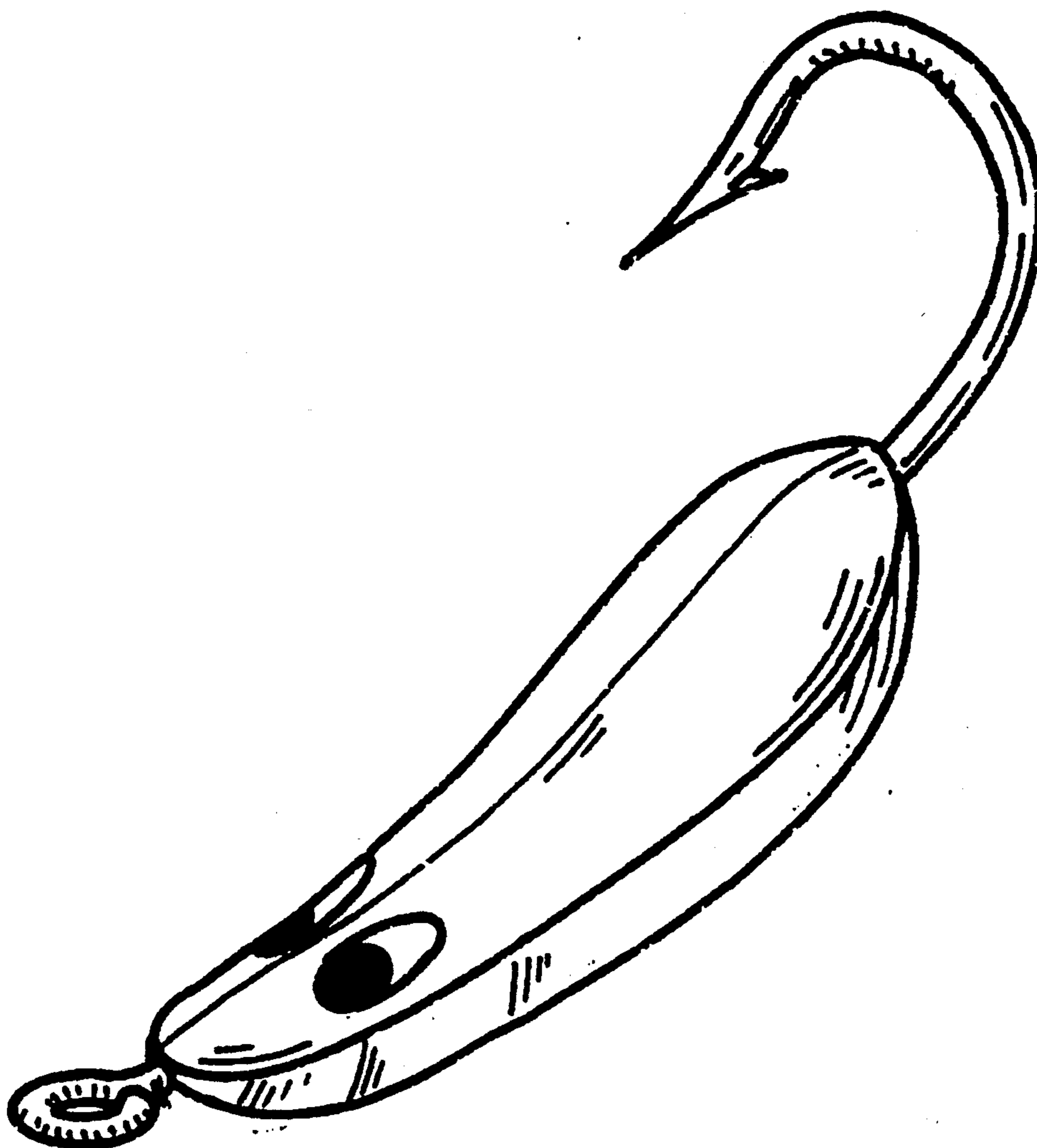
- | | | | | |
|------------|---------|---------|-------|---------|
| D. 192,249 | 2/1962 | Fofrich | | D22/130 |
| D. 245,617 | 8/1977 | Spivey | | D22/128 |
| D. 302,841 | 8/1989 | Hugill | | D22/129 |
| D. 322,835 | 12/1991 | Snyder | | D22/144 |

[57] CLAIM

The ornamental design for a floating fishing lure, as shown and described.

DESCRIPTION

FIG. 1 is a perspective view of a floating fishing lure, showing my new design;
 FIG. 2 is a left side elevational view, the right side being a mirror image thereof;
 FIG. 3 is a top plan view thereof;
 FIG. 4 is a bottom plan view thereof;
 FIG. 5 is a front elevational view thereof; and,
 FIG. 6 is a rear elevational view thereof.



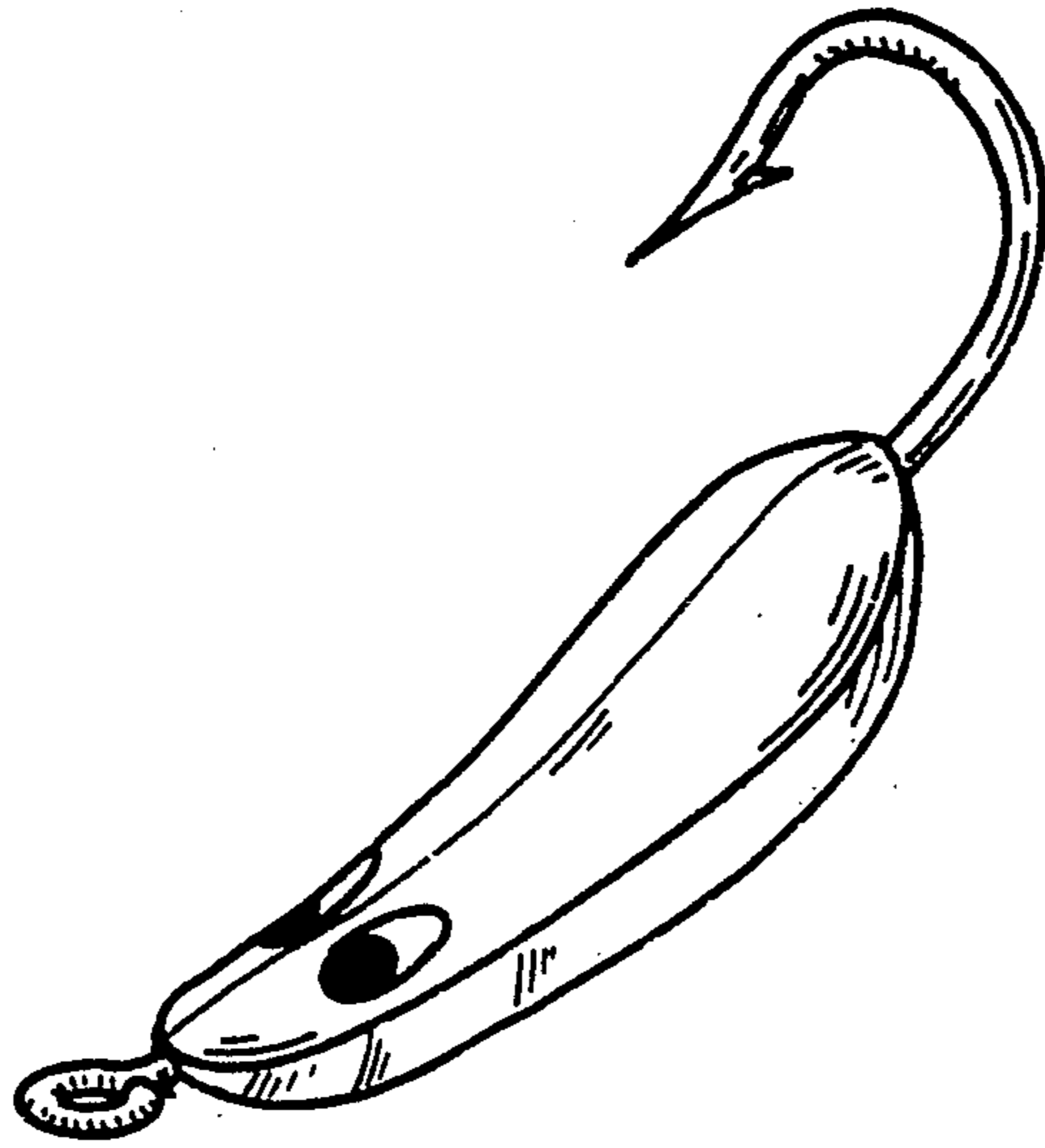


FIG. 1

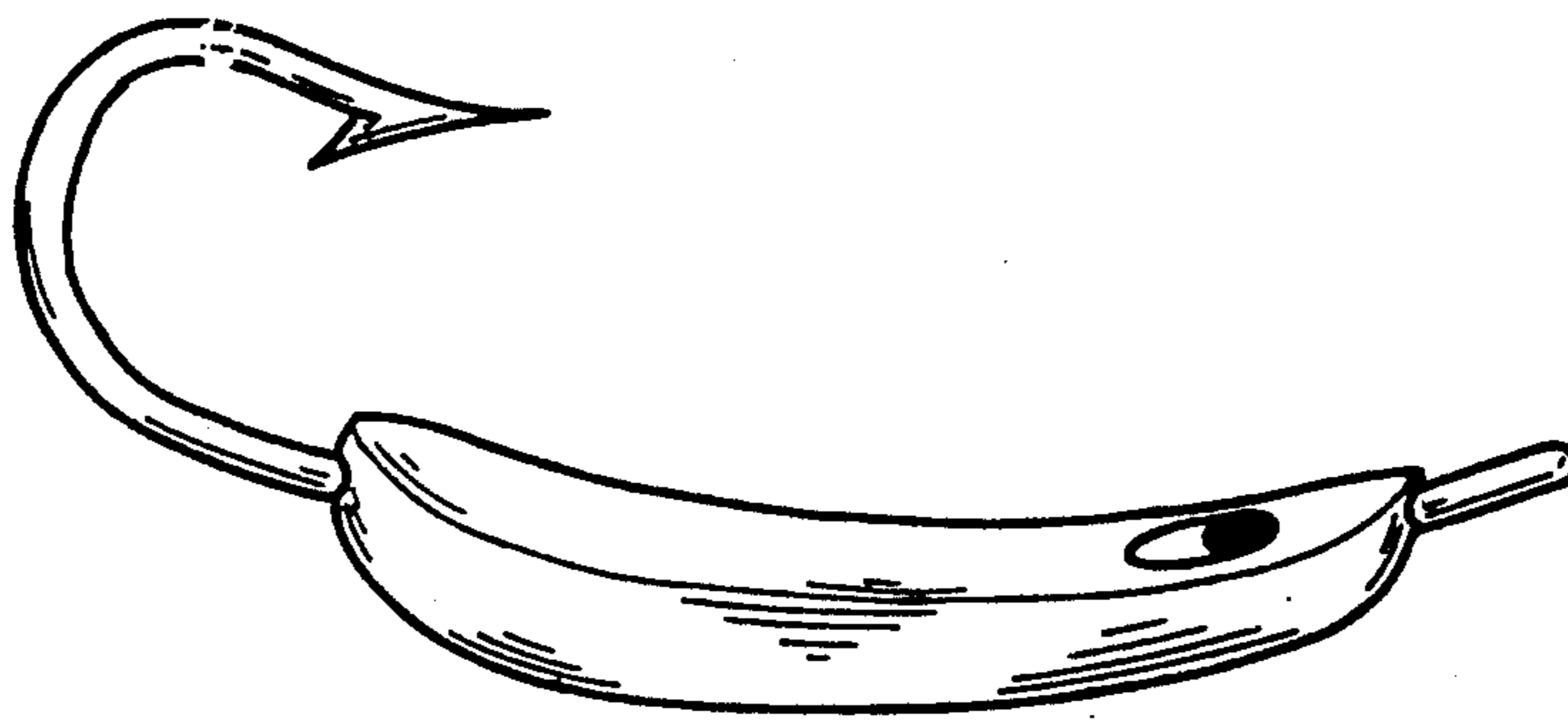


FIG. 2




FIG. 3




FIG. 4




FIG. 5

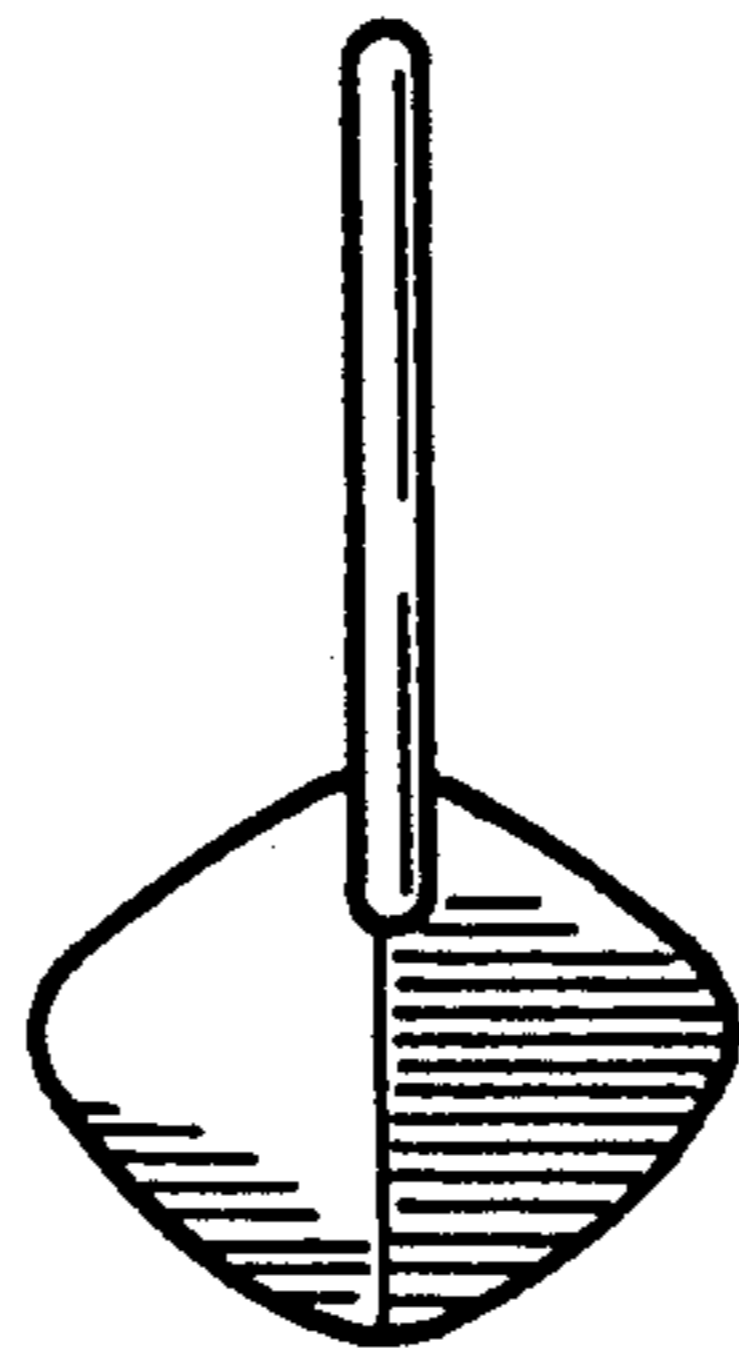


FIG. 6