



US00D334608S

**United States Patent** [19]  
**Flathers**

[11] **Patent Number: Des. 334,608**  
[45] **Date of Patent: \*\* Apr. 6, 1993**

[54] **BILLIARD TABLE LEG**

[76] **Inventor: Rick Flathers, 20032 Clark St.,  
Orange, Calif. 92669**

[\*\*] **Term: 14 Years**

[21] **Appl. No.: 767,940**

[22] **Filed: Sep. 30, 1991**

[52] **U.S. Cl. .... D21/232; D6/495**

[58] **Field of Search ..... D21/232; 273/2, 3 R,  
273/3 C, 14, 4 R; D6/495, 497**

**OTHER PUBLICATIONS**

Syroco Fibro Wood Carvings, 1923, Plate #275 Item #8444 and 8446.  
Detroit Decorative Supply Co. 1929, Plate #192 Item #5167F and 5169F.  
Drexel Catalog, Talavera, 1977, p. 23, Table Legs as shown.  
Thomasville, Sep. 1984, Santafe, p. 12, Item #19731-120.

*Primary Examiner*—Bernard Ansher  
*Assistant Examiner*—Prabhakar Deshmukh  
*Attorney, Agent, or Firm*—Kenneth W. Float

[56] **References Cited**

**U.S. PATENT DOCUMENTS**


D. 10,639	4/1878	Norman	.....	D21/232
D. 14,834	2/1884	Wagner	.....	D21/232
D. 21,247	12/1891	Bigelow	.....	D6/495 X
D. 79,087	7/1929	Kehoe	.....	D6/495
D. 90,064	6/1933	Demcak	.....	D6/495
170,059	11/1875	Collender	.....	273/3 C
170,169	11/1875	Hand	.....	273/3 C
254,549	3/1882	Herman	.....	273/3 C

[57] **CLAIM**

The ornamental design for a billiard table leg, as shown and described.

**DESCRIPTION**

FIG. 1 is a perspective view of a billiard table leg showing my new design;  
FIG. 2 is a typical elevational view thereof;  
FIG. 3 is a top plan view thereof; and,  
FIG. 4 is a bottom plan view thereof.






Fig. 1.




Fig. 2.

Fig. 3.




Fig. 4.

