



US00D334594S

United States Patent [19]
Suxdorf

[11] **Patent Number: Des. 334,594**
[45] **Date of Patent: ** Apr. 6, 1993**

[54] **BLOTTER**

[75] **Inventor: Michael Suxdorf, Hamburg, Fed. Rep. of Germany**

[73] **Assignee: Montblanc-Simplo GmbH, Hamburg, Fed. Rep. of Germany**

[**] **Term: 14 Years**

[21] **Appl. No.: 653,454**

[22] **Filed: Feb. 6, 1991**

[30] **Foreign Application Priority Data**

Aug. 30, 1990 [DE] Fed. Rep. of Germany M9005701.5

[52] **U.S. Cl. D19/98; D19/65; D19/71; D19/95; D19/100**

[58] **Field of Search D19/35, 36, 65, 70, D19/71, 95, 96, 98, 99, 100; 34/89.1, 95, 95.1, 95.3, 95.4; 15/257.06, 257.076**

[56]

References Cited

U.S. PATENT DOCUMENTS

D. 50,491	3/1917	Yokel	D19/98 X
D. 83,968	4/1931	Hiering	D19/98 X
D. 123,815	12/1940	Mitchell et al.	D19/98 X
D. 170,557	10/1953	Swan	D19/98 X
D. 170,558	10/1953	Swan	D19/98
1,182,919	5/1916	Magosy	220/334
1,460,507	7/1923	Schwartz	34/95.4

Primary Examiner—Nelson C. Holtje
Assistant Examiner—Martha Thompson
Attorney, Agent, or Firm—Nixon & Vanderhye

[57]

CLAIM

The design for a blotter, as shown and described.

DESCRIPTION

FIG. 1 is a side elevational view of a blotter showing my new design, the opposite side being identical; FIG. 2 is a front elevational view, the rear elevational view being identical; FIG. 3 is a top plan view; and, FIG. 4 is a top perspective view thereof. The bottom of the article is plain and unornamented.




Fig. 1

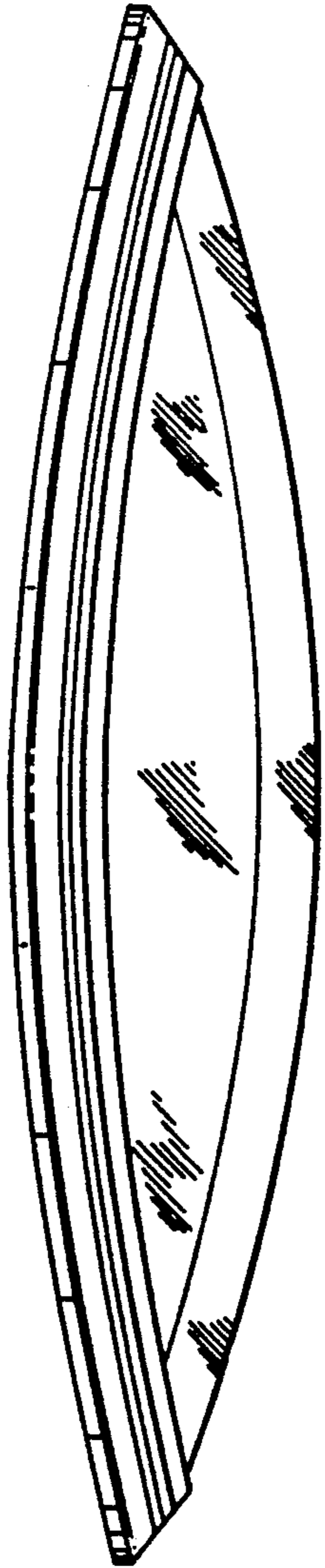


Fig. 2

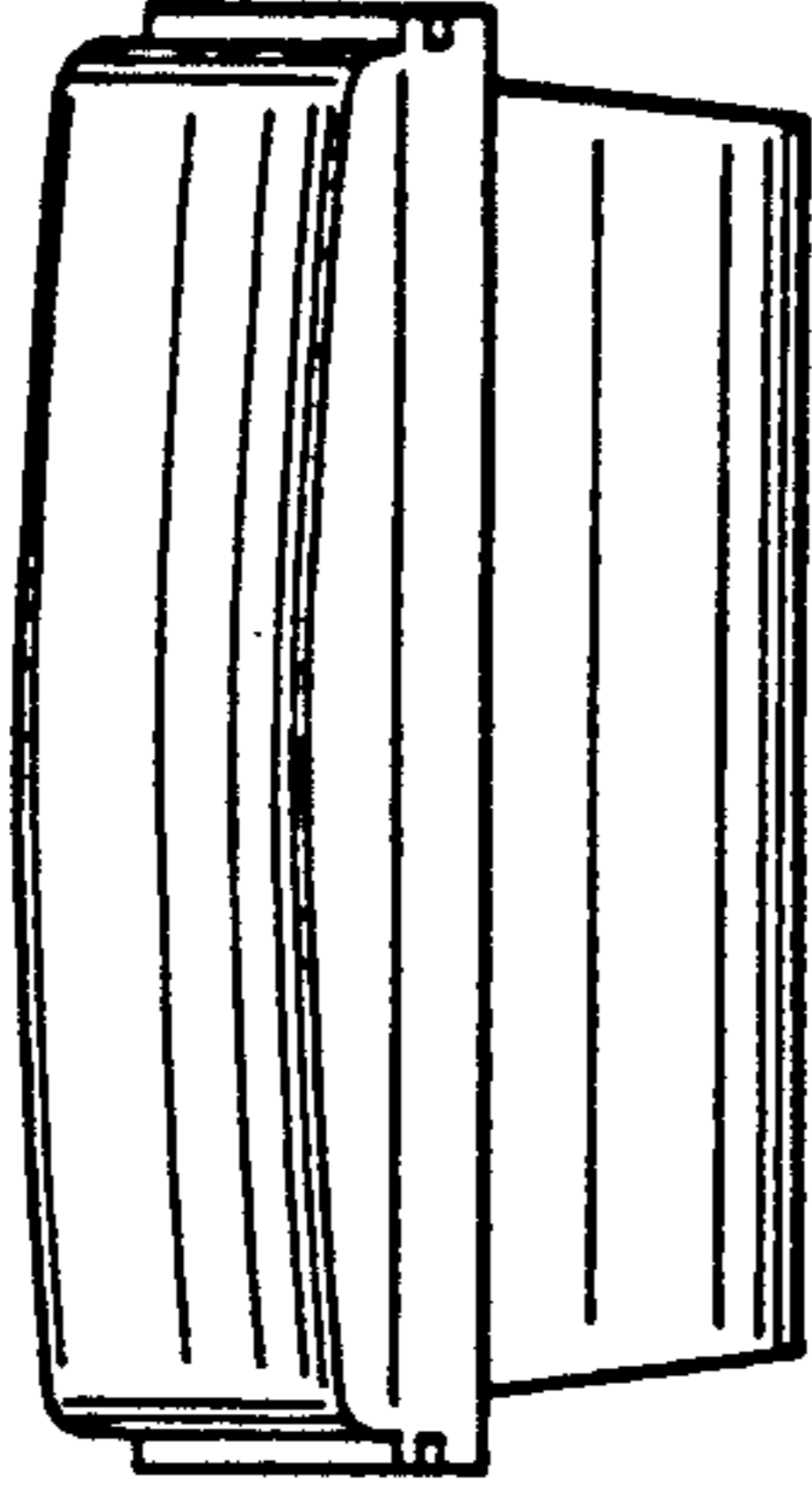


Fig. 3




Fig. 4

